





Met One Instruments, Inc.
 1600 NW Washington Blvd, Grants Pass, OR
 TEL (541) 471-7111 Fax (541) 471-7116

Certificate of Calibration

BT-645
 Particulate Monitor

Recommended calibration interval is 24 months from first day of use.

Unit Info	Model:	<u>BT-645</u>	81865 Firmware Rev:	<u>1.1.0</u>
	Serial Number:	<u>R22586</u>	81113	<u>0.2.4</u>
	Calibrated By:	<u>Kevin Ricks</u> 	Cal. Date:	<u>12/9/16</u>
	Quality Inspector:		Date:	<u>DEC 14 2016</u>
	Calibration Hz/ $\mu\text{g}/\text{m}^3$:	<u>6.99</u>		

Final Test				
	Flow (2.0 L/M):	Pass	Ambient T (C)	<u>23</u>
			RH, %	<u>41</u>
	Serial Communication:	Pass		
	BT-645 Conc.:	<u>401</u>	Standard Conc:	<u>400</u>

Calibration Standards				
Standards	Manufacturer	Model	SN	Cal Due
RMS Multimeter	Fluke	289 Multimeter	23740018	4/26/2017
RH & TEMPERATURE	Met One Instruments	083E-1-6	R20313	9/13/2017
Primary Flow Meter	BIOS	Defender-510	133419	3/18/2017
Digital Dust Indicator	SIBATA	LD-3	476795	3/11/2017

The standards used for this calibration have accuracy equal to or greater than the instrument tested. These standards are on record and traceable to NIST to the extent allowed by the institute's calibration facility. Unless otherwise stated, all instruments are calibrated to meet the manufacturer's published specifications. The Calibration system complies with MIL-STD-45662A.



**Met One
Instruments**

1600 Washington Blvd
Grants Pass, OR 97526
(541) 471-7111
(541) 471-7116 (Fax)
Service@metone.com

Calibration Certificate

The calibration results on this report certify that this instrument complies with the product specifications at the time of calibration. Calibration was performed according to accepted industry methods using equipment, procedures, and standards that are traceable to NIST and ASTM and JIS.

Recommended calibration interval is 12 months from the first day of use.

Instrument Model# Aerocet 831 Instrument Serial# W14016
Date of Calibration 4/19/2018 Sensor # 16206

Darleen Best AT7
Calibration Technician

AT21
Quality Check

Temperature 23 °C

Relative Humidity 31 %

Test Procedure: **Aerocet 831-6100**

PSL Size (µm)	Test Results	Test Spec.	Lot# NIST	Expiration
0.3	Pass	± 10%	183039	03/31/2020
0.5	Pass	± 10%	180556	02/28/2020
1.0	Pass	± 10%	169240	5/31/2019
2.5	Pass	± 10%	181944	3/31/2020
4.0	Pass	± 10%	REF	NA
5.0	Pass	± 10%	REF	NA
7.0	Pass	± 10%	REF	NA
10.0	Pass	± 10%	REF	NA

Standards	Model	SN	Cal Due
Particle Counter	GT-526	M1762	7/31/2018
Flowmeter	DCL-M	103751	1/29/2019
DMM	289	27720071	6/15/2018
RH/TEMP SENSOR	083E-1-6	R20313	9/18/2018

This calibration certificate shall not be reproduced except in full, without the written approval of Met One Instruments Inc.




1600 Washington Blvd
 Grants Pass, OR 97526
 (541) 471-7111
 (541) 471-7116 (Fax)
 Service@metone.com

Calibration Certificate

The calibration results on this report certify that this instrument complies with the product specifications at the time of calibration. Calibration was performed according to accepted industry methods using equipment, procedures, and standards that are traceable to NIST and ISO.

Recommended calibration interval is 12 months from the first day of use.

Instrument Model# Aerocet 831 Instrument Serial# W15448
 Date of Calibration 6/14/2018 Sensor # 16438
Darleen Best Calibration Technician  Quality Check

Temperature 23.5 °C Relative Humidity 38 %

Test Procedure: Aerocet 831-6100

PSL Size (µm)	Test Results	Test Spec.	Lot# NIST	Expiration
0.3	Pass	± 10%	183039	03/31/2020
0.5	Pass	± 10%	180556	02/28/2020
1.0	Pass	± 10%	169240	5/31/2019
2.5	Pass	± 10%	REF	NA
4.0	Pass	± 10%	REF	NA
5.0	Pass	± 10%	REF	NA
7.0	Pass	± 10%	REF	NA
10.0	Pass	± 10%	REF	NA

Standards	Model	SN	Cal Due
Particle Counter	GT-526	M1762	7/31/2018
Flowmeter	DCL-M	103751	1/29/2019
DMM	289	27720071	6/15/2018
RH/TEMP SENSOR	083E-1-6	R20313	9/18/2018

This calibration certificate shall not be reproduced except in full, without the written approval of Met One Instruments Inc.



1600 Washington Blvd
 Grants Pass, OR 97526
 (541) 471-7111
 (541) 471-7116 (Fax)
 Service@metone.com

**Met One
 Instruments**

Calibration Certificate

The calibration results on this report certify that this instrument complies with the product specifications at the time of calibration. Calibration was performed according to accepted industry methods using equipment, procedures, and standards that are traceable to NIST and ASTM and JIS.

Recommended calibration interval is 12 months from the first day of use.

Instrument Model# Aerocet 831 Instrument Serial# W15449

Date of Calibration 8/18/2017 Sensor # 16439

Daisy Jones
 Calibration Technician

4/21
 Quality Check

Temperature 24 °C

Relative Humidity 40 %

Test Procedure: Aerocet 831-6100

PSL Size (µm)	Test Results	Test Spec.	Lot# NIST	Expiration
0.3	Pass	± 10%	183039	03/31/2020
0.5	Pass	± 10%	180556	02/28/2020
1.0	Pass	± 10%	169240	5/31/2019
2.5	Pass	± 10%	REF	NA
4.0	Pass	± 10%	REF	NA
5.0	Pass	± 10%	REF	NA
7.0	Pass	± 10%	REF	NA
10.0	Pass	± 10%	REF	NA

Standards	Model	SN	Cal Due
Particle Counter	GT-526	M1760	9/28/2017
Dry Cal	Defender 510 high flow	133419	3/6/2018
DMM	189 Multimeter	83410061	2/21/2018
RH/TEMP SENSOR	083E-1-6	R20313	9/13/2017

This calibration certificate shall not be reproduced except in full, without the written approval of Met One Instruments Inc.



1600 Washington Blvd
 Grants Pass, OR 97526
 (541) 471-7111
 (541) 471-7116 (Fax)
 Service@metone.com

Calibration Certificate

The calibration results on this report certify that this instrument complies with the product specifications at the time of calibration. Calibration was performed according to accepted industry methods using equipment, procedures, and standards that are traceable to NIST and ISO.

Recommended calibration interval is 12 months from the first day of use.

Instrument Model# Aerocet 831 Instrument Serial# W16848

Date of Calibration 8/3/2018 Sensor # 16574

Darleen Best AT7

AT₂₅

Calibration Technician

Quality Check

Temperature 23.5 °C

Relative Humidity 41 %

Test Procedure: **Aerocet 831-6100**

PSL Size (µm)	Test Results	Test Spec.	Lot# NIST	Expiration
0.3	Pass	± 10%	183039	03/31/2020
0.5	Pass	± 10%	180556	02/28/2020
1.0	Pass	± 10%	169240	5/31/2019
2.5	Pass	± 10%	REF	NA
4.0	Pass	± 10%	REF	NA
5.0	Pass	± 10%	REF	NA
7.0	Pass	± 10%	REF	NA
10.0	Pass	± 10%	REF	NA

Standards	Model	SN	Cal Due
Particle Counter	GT-526	M1760	10/9/2018
Flowmeter	DCL-M	103751	1/29/2019
DMM	289	32270055	9/21/2018
RH/TEMP SENSOR	083E-1-6	R20313	9/18/2018

This calibration certificate shall not be reproduced except in full, without the written approval of Met One Instruments Inc.



Met One Instruments, Inc.
 1600 NW Washington Blvd, Grants Pass, OR
 TEL (541) 471-7111 Fax (541) 471-7116

Certificate of Calibration

BT-645
 Particulate Monitor

Recommended calibration interval is 24 months from first day of use.

Unit Info

Model: BT-645 81865-1 Firmware Rev: 1.1.0

Serial Number: X19295 1.0.1

Calibrated By: R. von Krohn Cal. Date: 7/27/2018

Quality Inspector:  Date: 7-27-2018

Calibration Hz/μg/m³: 5.9

Final Test

Flow (2.0 L/M): Pass Ambient T (C) 24.8

RH, % 39

Serial Communication: Pass

BT-645 Conc.: 400.12 Standard Conc: 399.67

Calibration Standards

Standards	Manufacturer	Model	SN	Cal Due
DMM Multimeter	Fluke	189 Multimeter	94060816	8/28/2018
RH & TEMPERATURE	Met One Instruments	083E-1-35	R17149	July 28, 2018
BAROMETRIC PRESSURE	Met One Instruments	092	P22757	April 2, 2019
Primary Flow Meter	BIOS	DC-Lite	R537	May 29, 2019
LD-3B	SIBATA	LD-3B	6X7759	Nov 17, 2018

The standards used for this calibration have accuracy equal to or greater than the instrument tested. These standards are on record and traceable to NIST to the extent allowed by the institute's calibration facility. Unless otherwise stated, all instruments are calibrated to meet the manufacturer's published specifications. The Calibration system complies with MIL-STD-45662A.



Met One Instruments, Inc.
 1600 NW Washington Blvd, Grants Pass, OR
 TEL (541) 471-7111 Fax (541) 471-7116

Certificate of Calibration

BT-645
Particulate Monitor

Recommended calibration interval is 24 months from first day of use.

Unit Info

Model: BT-645 **81865-1** **Firmware Rev:** 1.1.0
Serial Number: X19296 1.0.1
Calibrated By: R. von Krohn **Cal. Date:** 7/27/2018
Quality Inspector: *[Signature]* **Date:** 7-27-2018
Calibration Hz/μg/m³: 6.1

Final Test

Flow (2.0 L/M): Pass **Ambient T (C)** 24.8
RH, % 39
Serial Communication: Pass
BT-645 Conc.: 416.59 **Standard Conc:** 412.22

Calibration Standards

Standards	Manufacturer	Model	SN	Cal Due
DMM Multimeter	Fluke	189 Multimeter	94060816	8/28/2018
RH & TEMPERATURE	Met One Instruments	083E-1-35	R17149	July 28, 2018
BAROMETRIC PRESSURE	Met One Instruments	092	P22757	April 2, 2019
Primary Flow Meter	BIOS	DC-Lite	R537	May 29, 2019
LD-3B	SIBATA	LD-3B	6X7759	Nov 17, 2018

The standards used for this calibration have accuracy equal to or greater than the instrument tested. These standards are on record and traceable to NIST to the extent allowed by the institute's calibration facility. Unless otherwise stated, all instruments are calibrated to meet the manufacturer's published specifications. The Calibration system complies with MIL-STD-45662A.




Met One Instruments, Inc.
 1600 NW Washington Blvd, Grants Pass, OR
 TEL (541) 471-7111 Fax (541) 471-7116

Certificate of Calibration

BT-645
Particulate Monitor

Recommended calibration interval is 24 months from first day of use.

Unit Info	Model:	<u>BT-645</u>	81865-1	Firmware Rev:	<u>1.1.0</u>
	Serial Number:	<u>X19297</u>			<u>1.0.1</u>
	Calibrated By:	<u>R. von Krohn</u>		Cal. Date:	<u>7/27/2018</u>
	Quality Inspector:	<u></u>		Date:	<u>7-27-2018</u>
	Calibration Hz/ $\mu\text{g}/\text{m}^3$:	<u>5.8</u>			

Final Test		
Flow (2.0 L/M):	Pass	Ambient T (C) <u>24.8</u>
		RH, % <u>39</u>
Serial Communication:	Pass	
BT-645 Conc.:	<u>421.14</u>	Standard Conc: <u>413.04</u>

Standards	Manufacturer	Model	SN	Cal Due
DMM Multimeter	Fluke	189 Multimeter	94060816	8/28/2018
RH & TEMPERATURE	Met One Instruments	083E-1-35	R17149	July 28, 2018
BAROMETRIC PRESSURE	Met One Instruments	092	P22757	April 2, 2019
Primary Flow Meter	BIOS	DC-Lite	R537	May 29, 2019
LD-3B	SIBATA	LD-3B	6X7759	Nov 17, 2018

The standards used for this calibration have accuracy equal to or greater than the instrument tested. These standards are on record and traceable to NIST to the extent allowed by the institute's calibration facility. Unless otherwise stated, all instruments are calibrated to meet the manufacturer's published specifications. The Calibration system complies with MIL-STD-45662A.




Met One Instruments, Inc.
 1600 NW Washington Blvd, Grants Pass, OR
 TEL (541) 471-7111 Fax (541) 471-7116

Certificate of Calibration

BT-645
Particulate Monitor

Recommended calibration interval is 24 months from first day of use.

Unit Info	Model:	<u>BT-645</u>	81865-1	Firmware Rev:	<u>1.1.0</u>
	Serial Number:	<u>X19298</u>			<u>1.0.1</u>
	Calibrated By:	<u>R. von Krohn</u>		Cal. Date:	<u>7/27/2018</u>
	Quality Inspector:			Date:	<u>7-27-2018</u>
	Calibration Hz/ $\mu\text{g}/\text{m}^3$:	<u>7.7</u>			

Final Test

Flow (2.0 L/M):	Pass	Ambient T (C)	<u>24.8</u>
		RH, %	<u>39</u>
Serial Communication:	Pass		
BT-645 Conc.:	<u>413.48</u>	Standard Conc:	<u>412.22</u>

Calibration Standards

Standards	Manufacturer	Model	SN	Cal Due
DMM Multimeter	Fluke	189 Multimeter	94060816	8/28/2018
RH & TEMPERATURE	Met One Instruments	083E-1-35	R17149	July 28, 2018
BAROMETRIC PRESSURE	Met One Instruments	092	P22757	April 2, 2019
Primary Flow Meter	BIOS	DC-Lite	R537	May 29, 2019
LD-3B	SIBATA	LD-3B	6X7759	Nov 17, 2018

The standards used for this calibration have accuracy equal to or greater than the instrument tested. These standards are on record and traceable to NIST to the extent allowed by the institute's calibration facility. Unless otherwise stated, all instruments are calibrated to meet the manufacturer's published specifications. The Calibration system complies with MIL-STD-45662A.



Met One Instruments, Inc.
 1600 NW Washington Blvd, Grants Pass, OR
 TEL (541) 471-7111 Fax (541) 471-7116

Certificate of Calibration

BT-645
 Particulate Monitor

Recommended calibration interval is 24 months from first day of use.

Unit Info

Model: BT-645 81865-1 Firmware Rev: 1.1.0

Serial Number: X19299 1.0.1

Calibrated By: R. von Krohn Cal. Date: 7/27/2018

Quality Inspector: *R. von Krohn* Date: 7.27.2018

Calibration Hz/μg/m³: 5.81

Final Test

Flow (2.0 L/M): Pass Ambient T (C) 24.8

RH, % 39

Serial Communication: Pass

BT-645 Conc.: 413.52 Standard Conc: 412.22

Calibration Standards

Standards	Manufacturer	Model	SN	Cal Due
DMM Multimeter	Fluke	189 Multimeter	94060816	8/28/2018
RH & TEMPERATURE	Met One Instruments	083E-1-35	R17149	July 28, 2018
BAROMETRIC PRESSURE	Met One Instruments	092	P22757	April 2, 2019
Primary Flow Meter	BIOS	DC-Lite	R537	May 29, 2019
LD-3B	SIBATA	LD-3B	6X7759	Nov 17, 2018

The standards used for this calibration have accuracy equal to or greater than the instrument tested. These standards are on record and traceable to NIST to the extent allowed by the institute's calibration facility. Unless otherwise stated, all instruments are calibrated to meet the manufacturer's published specifications. The Calibration system complies with MIL-STD-45662A.


REPORT OF PERFORMANCE CHECK / CALIBRATION

PROJECT NAME : PERFORMANCE CHECK / CALIBRATION OF DUST METER
 DATE OF ISSUE : 15/5/2018
 REPORT NO. : HK1810475

PERFORMANCE CHECK / CALIBRATED EQUIPMENT

TYPE : Portable Dust Monitor
 MANUFACTURER : MET ONE INSTRUMENTS
 MODEL NO. : BT 645
 SERIAL NO. : R22586
 EQUIPMENT NO. : ---
 PERFORMANCE CHECK / CALIBRATION DATE : 13/5/2018

STANDARD EQUIPMENT

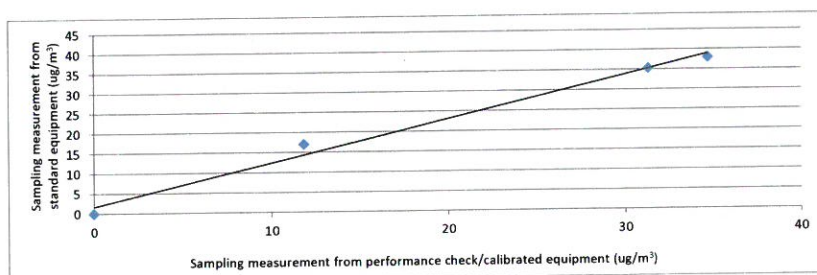
TYPE : HIGH VOLUME AIR SAMPLER
 MANUFACTURER : TISCH
 MODEL NO. : TE-5170
 EQUIPMENT REF NO. : PTL_HV002
 LAST CALIBRATION DATE : 27/4/2018

EQUIPMENT PERFORMANCE CHECK / CALIBRATION RESULTS:

Trial no. in 1-hr period	Time	Mean Temp (°C)	Mean Pressure (hPa)	Concentration in ug/m ³ (Standard equipment) (Y - Axis)	Concentration in ug/m ³ (Performance Check / Calibrated equipment) (X - Axis)
Zero Check ¹	13/5/2018,2:00:00 PM	28	1011	0	0
1	13/5/2018,3:36:00 PM	28	1011	38	35
2	13/5/2018,4:42:00 PM	28	1011	35	31
3	13/5/2018,5:35:00 PM	28	1011	17	12

Linear Regression of Y on X

Slope (K- factor) : 1.1000
 Correlation Coefficient : 0.9942
 Validity of Performance Check / Calibration Record : 13/5/2019



- Notes : 1. Zero check conducted as per CAL003 SOP and manufacturer's manual as appropriate.
 2. This report shall not be reproduced, except in full, without prior approval from Pilot Testing Limited.
 3. Performance Check / Calibration result relates to performance check / calibration item(s) as received.

Operator: MA Ching Him, Jackey Signature: Date: 13/5/2018

Checked by: Wong Po Yan, Pauline Signature: Date: 15/5/2018



REPORT OF PERFORMANCE CHECK / CALIBRATION

PROJECT NAME : PERFORMANCE CHECK / CALIBRATION OF DUST METER
 DATE OF ISSUE : 13/5/2018
 REPORT NO. : HK1810447

PERFORMANCE CHECK / CALIBRATED EQUIPMENT

TYPE : AEROSOL MASS MONITOR
 MANUFACTURER : MET ONE INSTRUMENTS
 MODEL NO. : AEROCET - 831
 SERIAL NO. : W14016
 EQUIPMENT NO. : ---
 PERFORMANCE CHECK / CALIBRATION DATE : 11/5/2018

STANDARD EQUIPMENT

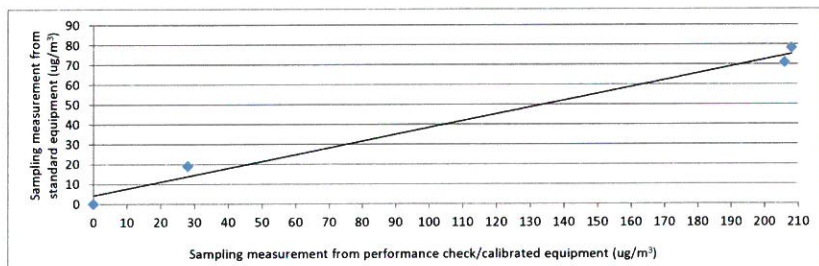
TYPE : HIGH VOLUME AIR SAMPLER
 MANUFACTURER : TISCH
 MODEL NO. : TE-5170
 EQUIPMENT REF NO. : PTL_HV002
 LAST CALIBRATION DATE : 27/4/2018

EQUIPMENT PERFORMANCE CHECK / CALIBRATION RESULTS:

Trial no. in 1-hr period	Time	Mean Temp (°C)	Mean Pressure (hPa)	Concentration in ug/m ³ (Standard equipment) (Y - Axis)	Concentration in ug/m ³ (Performance Check / Calibrated equipment) (X - Axis)
Zero Check ¹	11/5/2018, 9:00:00 AM	24	1014	0	0
1	11/5/2018, 10:05:00 AM	24	1014	78	208
2	11/5/2018, 11:29:00 AM	24	1014	71	206
3	11/5/2018, 12:35:00 AM	24	1014	19	28

Linear Regression of Y on X

Slope (K- factor) : 0.3400
 Correlation Coefficient : 0.9925
 Validity of Performance Check / Calibration Record : 11/5/2019



- Notes : 1. Zero check conducted as per CAL003 SOP and manufacturer's manual as appropriate.
 2. This report shall not be reproduced, except in full, without prior approval from Pilot Testing Limited.
 3. Performance Check / Calibration result relates to performance check / calibration item(s) as received.

Operator: MA Ching Him, Jackey Signature: Date: 11/5/2018

Checked by: Wong Po Yan, Pauline Signature: Date: 13/5/2018

**REPORT OF PERFORMANCE CHECK / CALIBRATION**

PROJECT NAME : PERFORMANCE CHECK / CALIBRATION OF DUST METER
 DATE OF ISSUE : 27/6/2018
 REPORT NO. : HK1810626

PERFORMANCE CHECK / CALIBRATED EQUIPMENT

TYPE : AEROSOL MASS MONITOR
 MANUFACTURER : MET ONE INSTRUMENTS
 MODEL NO. : AEROCET - 831
 SERIAL NO. : W15448
 EQUIPMENT NO. : ---
 PERFORMANCE CHECK / CALIBRATION DATE : 26/6/2018

STANDARD EQUIPMENT

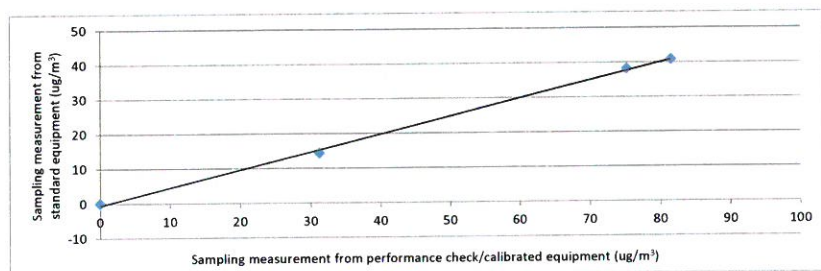
TYPE : HIGH VOLUME AIR SAMPLER
 MANUFACTURER : TISCH
 MODEL NO. : TE-5170
 EQUIPMENT REF NO. : PTL_HV002
 LAST CALIBRATION DATE : 27/4/2018

EQUIPMENT PERFORMANCE CHECK / CALIBRATION RESULTS:

Trial no. in 1-hr period	Time	Mean Temp (°C)	Mean Pressure (hPa)	Concentration in ug/m ³ (Standard equipment) (Y - Axis)	Concentration in ug/m ³ (Performance Check / Calibrated equipment) (X - Axis)
Zero Check ¹	26/6/2018, 8:15:00 AM	29.2	1011	0	0
1	26/6/2018, 9:59:00 AM	29.2	1011	38	75
2	26/6/2018, 11:06:00 AM	29.2	1011	41	82
3	26/6/2018, 12:11:00 PM	29.2	1011	14	31

Linear Regression of Y on X

Slope (K- factor) : 0.5100
 Correlation Coefficient : 0.9994
 Validity of Performance Check / Calibration Record : 26/6/2019



- Notes : 1. Zero check conducted as per CAL003 SOP and manufacturer's manual as appropriate.
 2. This report shall not be reproduced, except in full, without prior approval from Pilot Testing Limited.
 3. Performance Check / Calibration result relates to performance check / calibration item(s) as received.

Operator: Lau, Natalie Signature:  Date: 26/6/2018

Checked by: Wong Po Yan, Pauline Signature:  Date: 27/6/2018

**REPORT OF PERFORMANCE CHECK / CALIBRATION**

PROJECT NAME : PERFORMANCE CHECK / CALIBRATION OF DUST METER
 DATE OF ISSUE : 11/9/2017
 REPORT NO. : HK1710715

PERFORMANCE CHECK / CALIBRATED EQUIPMENT

TYPE : AEROSOL MASS MONITOR
 MANUFACTURER : MET ONE INSTRUMENTS
 MODEL NO. : AEROCET - 831
 SERIAL NO. : W15449
 EQUIPMENT NO. : ---
 PERFORMANCE CHECK / CALIBRATION DATE : 31/8/2017

STANDARD EQUIPMENT

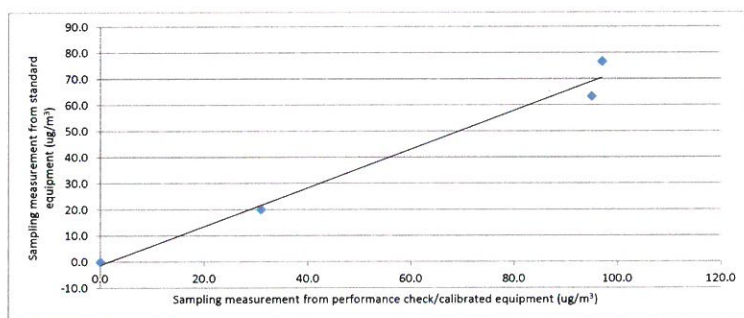
TYPE : HIGH VOLUME AIR SAMPLER
 MANUFACTURER : TISCH
 MODEL NO. : TE-5170
 EQUIPMENT REF NO. : PTL_HV002
 LAST CALIBRATION DATE : 31/7/2017

EQUIPMENT PERFORMANCE CHECK / CALIBRATION RESULTS:

Trial no. in 1-hr period	Time	Mean Temp (C)	Mean Pressure (hPa)	Concentration in ug/m ³ (Standard equipment) (Y - Axis)	Concentration in ug/m ³ (Performance Check / Calibrated equipment) (X - Axis)
Zero Check ¹	31/8/2017,11:15:00 AM	29	1007	0	0
1	31/8/2017,1:23:00 PM	29	1007	77	97
2	31/8/2017,2:27:00 PM	29	1007	63	95
3	31/8/2017,3:29:00 PM	29	1007	20	31

Linear Regression of Y on X

Slope (K- factor) : 0.7400
 Correlation Coefficient : 0.9904
 Validity of Performance Check / Calibration Record : 31/8/2018



- Notes : 1. Zero check conducted as per CAL003 SOP and manufacturer's manual as appropriate.
 2. This report shall not be reproduced, except in full, without prior approval from Pilot Testing Limited.
 3. Performance Check / Calibration result relates to performance check / calibration item(s) as received.

Operator: MA Ching Him, Jackey Signature: Date: 31/8/2017

Checked by: Wong Po Yan, Pauline Signature: Date: 11/9/2017


REPORT OF PERFORMANCE CHECK / CALIBRATION

PROJECT NAME : PERFORMANCE CHECK / CALIBRATION OF DUST METER
 DATE OF ISSUE : 16/8/2018
 REPORT NO. : HK1810819

PERFORMANCE CHECK / CALIBRATED EQUIPMENT

TYPE : AEROSOL MASS MONITOR
 MANUFACTURER : MET ONE INSTRUMENTS
 MODEL NO. : AEROCET - 831
 SERIAL NO. : W16848
 EQUIPMENT NO. : ---
 PERFORMANCE CHECK / CALIBRATION DATE : 15/8/2018

STANDARD EQUIPMENT

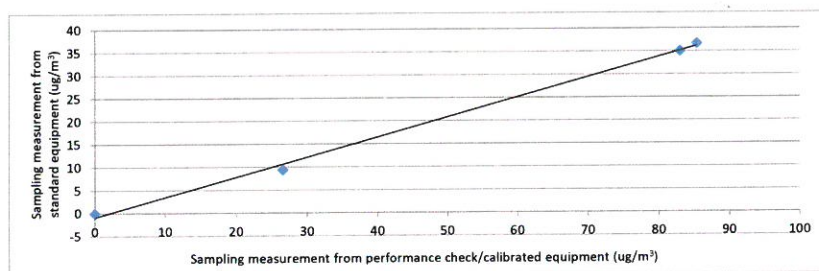
TYPE : HIGH VOLUME AIR SAMPLER
 MANUFACTURER : TISCH
 MODEL NO. : TE-5170
 EQUIPMENT REF NO. : PTL_HV002
 LAST CALIBRATION DATE : 25/7/2018

EQUIPMENT PERFORMANCE CHECK / CALIBRATION RESULTS:

Trial no. in 1-hr period	Time	Mean Temp (°C)	Mean Pressure (hPa)	Concentration in ug/m ³ (Standard equipment) (Y - Axis)	Concentration in ug/m ³ (Performance Check / Calibrated equipment) (X - Axis)
Zero Check ¹	15/8/2018,9:05:00 AM	28.2	999	0	0
1	15/8/2018,10:20:00 AM	28.2	999	37	85
2	15/8/2018,11:22:00 AM	28.2	999	35	83
3	15/8/2018,12:29:00 PM	28.2	999	9	27

Linear Regression of Y on X

Slope (K- factor) : 0.4400
 Correlation Coefficient : 0.9988
 Validity of Performance Check / Calibration Record : 15/8/2019



- Notes : 1. Zero check conducted as per CAL003 SOP and manufacturer's manual as appropriate.
 2. This report shall not be reproduced, except in full, without prior approval from Pilot Testing Limited.
 3. Performance Check / Calibration result relates to performance check / calibration item(s) as received.

Operator: Lau, Natalie Signature: *Natalie Lau* Date: 15/8/2018

Checked by: Wong Po Yan, Pauline Signature: *Pauline Wong* Date: 16/8/2018


REPORT OF PERFORMANCE CHECK / CALIBRATION

PROJECT NAME : PERFORMANCE CHECK / CALIBRATION OF DUST METER
 DATE OF ISSUE : 16/8/2018
 REPORT NO. : HK1810826

PERFORMANCE CHECK / CALIBRATED EQUIPMENT

TYPE : PARTICULATE MONITOR
 MANUFACTURER : MET ONE INSTRUMENTS
 MODEL NO. : BT 645
 SERIAL NO. : X19295
 EQUIPMENT NO. : ---
 PERFORMANCE CHECK / CALIBRATION DATE : 16/8/2018

STANDARD EQUIPMENT

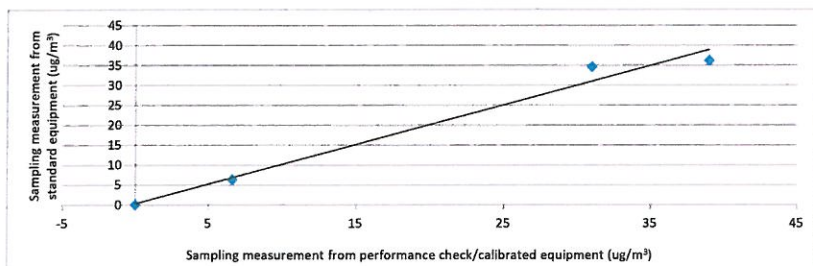
TYPE : HIGH VOLUME AIR SAMPLER
 MANUFACTURER : TISCH
 MODEL NO. : TE-5170
 EQUIPMENT REF NO. : PTL_HV002
 LAST CALIBRATION DATE : 25/7/2018

EQUIPMENT PERFORMANCE CHECK / CALIBRATION RESULTS:

Trial no. in 1-hr period	Time	Mean Temp (°C)	Mean Pressure (hPa)	Concentration in ug/m ³ (Standard equipment) (Y - Axis)	Concentration in ug/m ³ (Performance Check / Calibrated equipment) (X - Axis)
Zero Check ¹	16/8/2018, 8:30:00 AM	27.8	1000	0	0
1	16/8/2018, 2:16:00 PM	27.8	1000	36	39
2	16/8/2018, 3:21:00 PM	27.8	1000	35	31
3	16/8/2018, 4:24:00 PM	27.8	1000	6	7

Linear Regression of Y on X

Slope (K- factor) : 1.0000
 Correlation Coefficient : 0.9901
 Validity of Performance Check / Calibration Record : 16/8/2019



- Notes : 1. Zero check conducted as per CAL003 SOP and manufacturer's manual as appropriate.
 2. This report shall not be reproduced, except in full, without prior approval from Pilot Testing Limited.
 3. Performance Check / Calibration result relates to performance check / calibration item(s) as received.

Operator: Lau, Natalie Signature:  Date: 16/8/2018

Checked by: Wong Po Yan, Pauline Signature:  Date: 16/8/2018


REPORT OF PERFORMANCE CHECK / CALIBRATION

PROJECT NAME : PERFORMANCE CHECK / CALIBRATION OF DUST METER
 DATE OF ISSUE : 16/8/2018
 REPORT NO. : HK1810827

PERFORMANCE CHECK / CALIBRATED EQUIPMENT

TYPE : PARTICULATE MONITOR
 MANUFACTURER : MET ONE INSTRUMENTS
 MODEL NO. : BT 645
 SERIAL NO. : X19296
 EQUIPMENT NO. : ---
 PERFORMANCE CHECK / CALIBRATION DATE : 16/8/2018

STANDARD EQUIPMENT

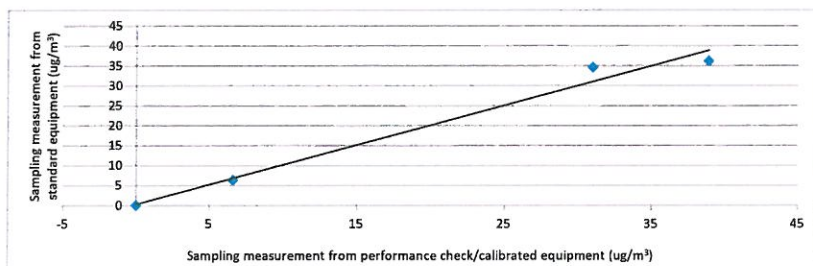
TYPE : HIGH VOLUME AIR SAMPLER
 MANUFACTURER : TISCH
 MODEL NO. : TE-5170
 EQUIPMENT REF NO. : PTL_HV002
 LAST CALIBRATION DATE : 25/7/2018

EQUIPMENT PERFORMANCE CHECK / CALIBRATION RESULTS:

Trial no. in 1-hr period	Time	Mean Temp (°C)	Mean Pressure (hPa)	Concentration in ug/m ³ (Standard equipment) (Y - Axis)	Concentration in ug/m ³ (Performance Check / Calibrated equipment) (X - Axis)
Zero Check ¹	16/8/2018,8:30:00 AM	27.8	1000	0	0
1	16/8/2018,2:16:00 PM	27.8	1000	36	39
2	16/8/2018,3:21:00 PM	27.8	1000	35	31
3	16/8/2018,4:24:00 PM	27.8	1000	6	7

Linear Regression of Y on X

Slope (K- factor) : 1.0000
 Correlation Coefficient : 0.9904
 Validity of Performance Check / Calibration Record : 16/8/2019



- Notes : 1. Zero check conducted as per CAL003 SOP and manufacturer's manual as appropriate.
 2. This report shall not be reproduced, except in full, without prior approval from Pilot Testing Limited.
 3. Performance Check / Calibration result relates to performance check / calibration item(s) as received.

Operator: Lau, Natalie Signature:  Date: 16/8/2018

Checked by: Wong Po Yan, Pauline Signature:  Date: 16/8/2018


REPORT OF PERFORMANCE CHECK / CALIBRATION

PROJECT NAME : PERFORMANCE CHECK / CALIBRATION OF DUST METER
 DATE OF ISSUE : 22/8/2018
 REPORT NO. : HK1810828

PERFORMANCE CHECK / CALIBRATED EQUIPMENT

TYPE : PARTICULATE MONITOR
 MANUFACTURER : MET ONE INSTRUMENTS
 MODEL NO. : BT 645
 SERIAL NO. : X19297
 EQUIPMENT NO. : ---
 PERFORMANCE CHECK / CALIBRATION DATE : 17/8/2018

STANDARD EQUIPMENT

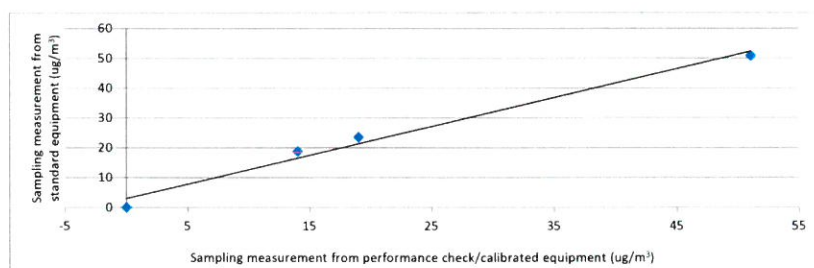
TYPE : HIGH VOLUME AIR SAMPLER
 MANUFACTURER : TISCH
 MODEL NO. : TE-5170
 EQUIPMENT REF NO. : PTL_HV002
 LAST CALIBRATION DATE : 25/7/2018

EQUIPMENT PERFORMANCE CHECK / CALIBRATION RESULTS:

Trial no. in 1-hr period	Time	Mean Temp (°C)	Mean Pressure (hPa)	Concentration in ug/m ³ (Standard equipment) (Y - Axis)	Concentration in ug/m ³ (Performance Check / Calibrated equipment) (X - Axis)
Zero Check ¹	17/8/2018, 7:20:00 AM	28	1005	0	0
1	17/8/2018, 8:24:00 PM	28	1005	51	51
2	17/8/2018, 9:26:00 PM	28	1005	24	19
3	17/8/2018, 10:28:00 PM	28	1005	19	14

Linear Regression of Y on X

Slope (K- factor) : 1.0000
 Correlation Coefficient : 0.9921
 Validity of Performance Check / Calibration Record : 17/8/2019



- Notes : 1. Zero check conducted as per CAL003 SOP and manufacturer's manual as appropriate.
 2. This report shall not be reproduced, except in full, without prior approval from Pilot Testing Limited.
 3. Performance Check / Calibration result relates to performance check / calibration item(s) as received.

Operator: Lau, Natalie Signature: Date: 17/8/2018

Checked by: Wong Po Yan, Pauline Signature: Date: 22/8/2018


REPORT OF PERFORMANCE CHECK / CALIBRATION

PROJECT NAME : PERFORMANCE CHECK / CALIBRATION OF DUST METER
 DATE OF ISSUE : 22/8/2018
 REPORT NO. : HK1810829

PERFORMANCE CHECK / CALIBRATED EQUIPMENT

TYPE : PARTICULATE MONITOR
 MANUFACTURER : MET ONE INSTRUMENTS
 MODEL NO. : BT 645
 SERIAL NO. : X19298
 EQUIPMENT NO. : ---
 PERFORMANCE CHECK / CALIBRATION DATE : 17/8/2018

STANDARD EQUIPMENT

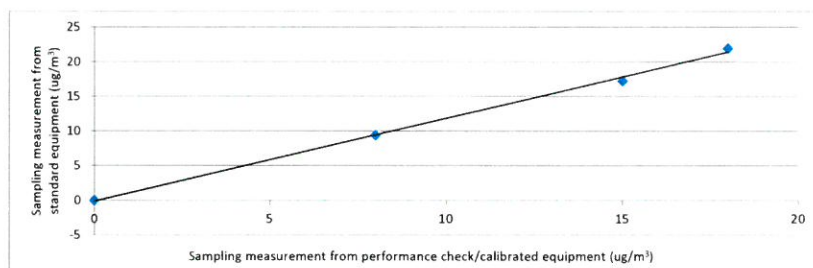
TYPE : HIGH VOLUME AIR SAMPLER
 MANUFACTURER : TISCH
 MODEL NO. : TE-5170
 EQUIPMENT REF NO. : PTL_HV002
 LAST CALIBRATION DATE : 25/7/2018

EQUIPMENT PERFORMANCE CHECK / CALIBRATION RESULTS:

Trial no. in 1-hr period	Time	Mean Temp (C)	Mean Pressure (hPa)	Concentration in ug/m ³ (Standard equipment) (Y - Axis)	Concentration in ug/m ³ (Performance Check / Calibrated equipment) (X - Axis)
Zero Check ¹	17/8/2018,4:50:00 PM	28	1005	0	0
1	17/8/2018,5:52:00 PM	28	1005	22	18
2	17/8/2018,6:58:00 PM	28	1005	17	15
3	17/8/2018,8:00:00 PM	28	1005	9	8

Linear Regression of Y on X

Slope (K- factor) : 1.2000
 Correlation Coefficient : 0.9988
 Validity of Performance Check / Calibration Record : 17/8/2019



- Notes : 1. Zero check conducted as per CAL003 SOP and manufacturer's manual as appropriate.
 2. This report shall not be reproduced, except in full, without prior approval from Pilot Testing Limited.
 3. Performance Check / Calibration result relates to performance check / calibration item(s) as received.

Operator: Lau, Natalie Signature: *Natalie Lau* Date: 17/8/2018

Checked by: Wong Po Yan, Pauline Signature: *Pauline Wong* Date: 22/8/2018

**REPORT OF PERFORMANCE CHECK / CALIBRATION**

PROJECT NAME : PERFORMANCE CHECK / CALIBRATION OF DUST METER
 DATE OF ISSUE : 22/8/2018
 REPORT NO. : HK1810830

PERFORMANCE CHECK / CALIBRATED EQUIPMENT

TYPE : PARTICULATE MONITOR
 MANUFACTURER : MET ONE INSTRUMENTS
 MODEL NO. : BT 645
 SERIAL NO. : X19299
 EQUIPMENT NO. : ---
 PERFORMANCE CHECK / CALIBRATION DATE : 17/8/2018

STANDARD EQUIPMENT

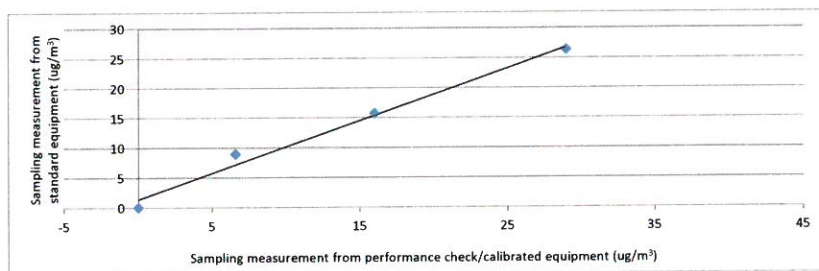
TYPE : HIGH VOLUME AIR SAMPLER
 MANUFACTURER : TISCH
 MODEL NO. : TE-5170
 EQUIPMENT REF NO. : PTL_HV002
 LAST CALIBRATION DATE : 25/7/2018

EQUIPMENT PERFORMANCE CHECK / CALIBRATION RESULTS:

Trial no. in 1-hr period	Time	Mean Temp (°C)	Mean Pressure (hPa)	Concentration in ug/m ³ (Standard equipment) (Y - Axis)	Concentration in ug/m ³ (Performance Check / Calibrated equipment) (X - Axis)
Zero Check ¹	17/8/2018, 11:30:00 AM	27.2	1000	0	0
1	17/8/2018, 1:34:00 PM	27.2	1000	26	29
2	17/8/2018, 2:40:00 PM	27.2	1000	16	16
3	17/8/2018, 3:45:00 PM	27.2	1000	9	7

Linear Regression of Y on X

Slope (K- factor) : 0.9000
 Correlation Coefficient : 0.9928
 Validity of Performance Check / Calibration Record : 17/8/2019



- Notes : 1. Zero check conducted as per CAL003 SOP and manufacturer's manual as appropriate.
 2. This report shall not be reproduced, except in full, without prior approval from Pilot Testing Limited.
 3. Performance Check / Calibration result relates to performance check / calibration item(s) as received.

Operator: Lee, Ray Signature: [Signature] Date: 17/8/2018

Checked by: Wong Po Yan, Pauline Signature: [Signature] Date: 22/8/2018



CERTIFICATE OF CALIBRATION

Certificate No.: 18CA0322 01 Page 1 of 2

Item tested

Description:	Sound Level Meter (Type 1)	Microphone
Manufacturer:	Larson Davis	PCB
Type/Model No.:	LxT1	377B02
Serial/Equipment No.:	0003737	171529
Adaptors used:	-	-

Item submitted by

Customer Name:	Lam Geotechnics Ltd.
Address of Customer:	-
Request No.:	-
Date of receipt:	22-Mar-2018

Date of test: 28-Mar-2018

Reference equipment used in the calibration

Description:	Model:	Serial No.	Expiry Date:	Traceable to:
Multi function sound calibrator	B&K 4226	2288444	08-Sep-2018	CIGISMEC
Signal generator	DS 360	61227	01-Apr-2018	CEPREI

Ambient conditions

Temperature:	21 ± 1 °C
Relative humidity:	50 ± 10 %
Air pressure:	1005 ± 5 hPa

Test specifications

- 1, The Sound Level Meter has been calibrated in accordance with the requirements as specified in BS 7580: Part 1: 1997 and the lab calibration procedure SMTP004-CA-152.
- 2, The electrical tests were performed using an electrical signal substituted for the microphone which was removed and replaced by an equivalent capacitance within a tolerance of ±20%.
- 3, The acoustic calibration was performed using an B&K 4226 sound calibrator and corrections was applied for the difference between the free-field and pressure responsiveness of the Sound Level Meter.

Test results

This is to certify that the Sound Level Meter conforms to BS 7580: Part 1: 1997 for the conditions under which the test was performed.

Details of the performed measurements are presented on page 2 of this certificate.

Actual Measurement data are documented on worksheets.

Approved Signatory:

Feng Jun Qi

Date: 06-Apr-2018

Company Chop:



Comments: The results reported in this certificate refer to the condition of the instrument on the date of calibration and carry no implication regarding the long-term stability of the instrument.



CERTIFICATE OF CALIBRATION

(Continuation Page)

Certificate No.: 18CA0322 01 Page 2 of 2

1, Electrical Tests

The electrical tests were performed using an equivalent capacitance substituted for the microphone. The results are given in below with test status and the estimated uncertainties. The "Pass" means the result of the test is inside the tolerances stated in the test specifications. The "-" means the result of test is outside these tolerances.

Test:	Subtest:	Status:	Expanded Uncertainty (dB)	Coverage Factor
Self-generated noise	A	Pass	0.3	2.1
	C	Pass	0.8	
	Lin	Pass	1.6	
Linearity range for Leq	At reference range, Step 5 dB at 4 kHz	Pass	0.3	2.2
	Reference SPL on all other ranges	Pass	0.3	
	2 dB below upper limit of each range	Pass	0.3	
	2 dB above lower limit of each range	Pass	0.3	
	At reference range, Step 5 dB at 4 kHz	Pass	0.3	
Linearity range for SPL	A	Pass	0.3	
	C	Pass	0.3	
	Lin	Pass	0.3	
Time weightings	Single Burst Fast	Pass	0.3	
	Single Burst Slow	Pass	0.3	
Peak response	Single 100µs rectangular pulse	N/A	N/A	
R.M.S. accuracy	Crest factor of 3	Pass	0.3	
	Time weighting I	Single burst 5 ms at 2000 Hz	Pass	0.3
Time averaging	Repeated at frequency of 100 Hz	Pass	0.3	
	1 ms burst duty factor 1/10 ³ at 4kHz	Pass	0.3	
	1 ms burst duty factor 1/10 ⁴ at 4kHz	Pass	0.3	
Pulse range	Single burst 10 ms at 4 kHz	Pass	0.4	
Sound exposure level	Single burst 10 ms at 4 kHz	Pass	0.4	
Overload indication	SPL	Pass	0.3	
	Leq	Pass	0.4	

2, Acoustic tests

The complete sound level meter was calibrated on the reference range using a B&K 4226 acoustic calibrator with 1000Hz and SPL 94 dB. The sensitivity of the sound level meter was adjusted. The test result at 125 Hz and 8000 Hz are given in below with test status and the estimated uncertainties.

Test:	Subtest	Status	Expanded Uncertainty (dB)	Coverage Factor
Acoustic response	Weighting A at 125 Hz	Pass	0.3	
	Weighting A at 8000 Hz	Pass	0.5	

3, Response to associated sound calibrator

N/A

The expanded uncertainties have been calculated in accordance with the ISO Publication "Guide to the expression of uncertainty in measurement", and gives an interval estimated to have a level of confidence of 95%. A coverage factor of 2 is assumed unless explicitly stated.

- End -

Calibrated by:

Fung Chi Yip
28-Mar-2018

Checked by:

Lam Tze Wai
06-Apr-2018

The standard(s) and equipment used in the calibration are traceable to national or international recognised standards and are calibrated on a schedule to maintain the required accuracy level.



CERTIFICATE OF CALIBRATION

Certificate No.: 18CA0510 04 Page 1 of 2

Item tested

Description:	Sound Level Meter (Type 1)	Microphone	Preamp
Manufacturer:	Larson Davis	PCB	PCB
Type/Model No.:	LxT1	377B02	PRMLxT1L
Serial/Equipment No.:	0004796	155507	042621
Adaptors used:	-	-	-

Item submitted by

Customer Name: Lam Geotechnics Ltd
Address of Customer: -
Request No.: -
Date of receipt: 10-May-2018

Date of test: 11-May-2018

Reference equipment used in the calibration

Description:	Model:	Serial No.	Expiry Date:	Traceable to:
Multi function sound calibrator	B&K 4226	2288444	08-Sep-2018	CIGISMEC
Signal generator	DS 360	61227	23-Apr-2019	CEPREI

Ambient conditions

Temperature: 21 ± 1 °C
Relative humidity: 50 ± 10 %
Air pressure: 1005 ± 5 hPa

Test specifications

1. The Sound Level Meter has been calibrated in accordance with the requirements as specified in BS 7580: Part 1: 1997 and the lab calibration procedure SMTP004-CA-152.
2. The electrical tests were performed using an electrical signal substituted for the microphone which was removed and replaced by an equivalent capacitance within a tolerance of $\pm 20\%$.
3. The acoustic calibration was performed using an B&K 4226 sound calibrator and corrections was applied for the difference between the free-field and pressure responses of the Sound Level Meter.

Test results

This is to certify that the Sound Level Meter conforms to BS 7580: Part 1: 1997 for the conditions under which the test was performed.

Details of the performed measurements are presented on page 2 of this certificate.

Actual Measurement data are documented on worksheets.

Approved Signatory:

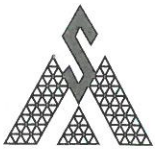
Feng Junqi

Date: 11-May-2018

Company Chop:



Comments: The results reported in this certificate refer to the condition of the instrument on the date of calibration and carry no implication regarding the long-term stability of the instrument.



CERTIFICATE OF CALIBRATION

(Continuation Page)

Certificate No.: 18CA0510 04

Page 2 of 2

1, Electrical Tests

The electrical tests were performed using an equivalent capacitance substituted for the microphone. The results are given in below with test status and the estimated uncertainties. The "Pass" means the result of the test is inside the tolerances stated in the test specifications. The "-" means the result of test is outside these tolerances.

Test:	Subtest:	Status:	Expanded Uncertainty (dB)	Coverage Factor
Self-generated noise	A	Pass	0.3	2.1
	C	Pass	0.8	
	Lin	Pass	1.6	
Linearity range for Leq	At reference range, Step 5 dB at 4 kHz	Pass	0.3	2.2
	Reference SPL on all other ranges	Pass	0.3	
	2 dB below upper limit of each range	Pass	0.3	
	2 dB above lower limit of each range	Pass	0.3	
	At reference range, Step 5 dB at 4 kHz	Pass	0.3	
Linearity range for SPL	A	Pass	0.3	
	C	Pass	0.3	
	Lin	Pass	0.3	
Time weightings	Single Burst Fast	Pass	0.3	
	Single Burst Slow	Pass	0.3	
Peak response	Single 100µs rectangular pulse	Pass	0.3	
R.M.S. accuracy	Crest factor of 3	Pass	0.3	
Time weighting I	Single burst 5 ms at 2000 Hz	Pass	0.3	
	Repeated at frequency of 100 Hz	Pass	0.3	
Time averaging	1 ms burst duty factor 1/10 ³ at 4kHz	Pass	0.3	
	1 ms burst duty factor 1/10 ⁴ at 4kHz	Pass	0.3	
Pulse range	Single burst 10 ms at 4 kHz	Pass	0.4	
Sound exposure level	Single burst 10 ms at 4 kHz	Pass	0.4	
Overload indication	SPL	Pass	0.3	
	Leq	Pass	0.4	

2, Acoustic tests

The complete sound level meter was calibrated on the reference range using a B&K 4226 acoustic calibrator with 1000Hz and SPL 94 dB. The sensitivity of the sound level meter was adjusted. The test result at 125 Hz and 8000 Hz are given in below with test status and the estimated uncertainties.

Test:	Subtest	Status	Expanded Uncertainty (dB)	Coverage Factor
Acoustic response	Weighting A at 125 Hz	Pass	0.3	
	Weighting A at 8000 Hz	Pass	0.5	

3, Response to associated sound calibrator

N/A

The expanded uncertainties have been calculated in accordance with the ISO Publication "Guide to the expression of uncertainty in measurement", and gives an interval estimated to have a level of confidence of 95%. A coverage factor of 2 is assumed unless explicitly stated.

- End -

Calibrated by:

Fung Chi Yip

Date: 11-May-2018

Checked by:

Shek Kwong Tai

Date: 11-May-2018

The standard(s) and equipment used in the calibration are traceable to national or international recognised standards and are calibrated on a schedule to maintain the required accuracy level.



CERTIFICATE OF CALIBRATION

Certificate No.: 18CA0322 02 Page 1 of 2

Item tested

Description:	Sound Level Meter (Type 1)	Microphone
Manufacturer:	Honglim Co., Ltd.	-
Type/Model No.:	HLES-01	CDM101
Serial/Equipment No.:	201692136	05866
Adaptors used:	-	-

Item submitted by

Customer Name:	Lam Environmental Service Ltd.
Address of Customer:	-
Request No.:	-
Date of receipt:	22-Mar-2018

Date of test: 28-Mar-2018

Reference equipment used in the calibration

Description:	Model:	Serial No.	Expiry Date:	Traceable to:
Multi function sound calibrator	B&K 4226	2288444	08-Sep-2018	CIGISMEC
Signal generator	DS 360	33873	25-Apr-2018	CEPREI
Signal generator	DS 360	61227	01-Apr-2018	CEPREI

Ambient conditions

Temperature:	21 ± 1 °C
Relative humidity:	50 ± 10 %
Air pressure:	1000 ± 5 hPa

Test specifications

- The Sound Level Meter has been calibrated in accordance with the requirements as specified in BS 7580: Part 1: 1997 and the lab calibration procedure SMTP004-CA-152.
- The electrical tests were performed using an electrical signal substituted for the microphone which was removed and replaced by an equivalent capacitance within a tolerance of ±20%.
- The acoustic calibration was performed using an B&K 4226 sound calibrator and corrections was applied for the difference between the free-field and pressure responsiveness of the Sound Level Meter.


Test results

This is to certify that the Sound Level Meter conforms to BS 7580: Part 1: 1997 for the conditions under which the test was performed.

Details of the performed measurements are presented on page 2 of this certificate.

Actual Measurement data are documented on worksheets.

Approved Signatory:



Feng Jun Qi

Date: 06-Apr-2018

Company Chop:



Comments: The results reported in this certificate refer to the condition of the instrument on the date of calibration and carry no implication regarding the long-term stability of the instrument.



CERTIFICATE OF CALIBRATION

(Continuation Page)

Certificate No.: 18CA0322 02 Page 2 of 2

1, Electrical Tests

The electrical tests were performed using an equivalent capacitance substituted for the microphone. The results are given in below with test status and the estimated uncertainties. The "Pass" means the result of the test is inside the tolerances stated in the test specifications. The "-" means the result of test is outside these tolerances.

Test:	Subtest:	Status:	Expanded Uncertainty (dB)	Coverage Factor
Self-generated noise	A	Pass	0.3	2.1
	C	Pass	0.8	
	Lin	N/A	N/A	
Linearity range for Leq	At reference range, Step 5 dB at 4 kHz	Pass	0.3	
	Reference SPL on all other ranges	Pass	0.3	
	2 dB below upper limit of each range	Pass	0.3	
	2 dB above lower limit of each range	Pass	0.3	
Linearity range for SPL	At reference range, Step 5 dB at 4 kHz	Pass	0.3	
	A	Pass	0.3	
	C	Pass	0.3	
Frequency weightings	Lin	N/A	N/A	
	Single Burst Fast	Pass	0.3	
	Single Burst Slow	Pass	0.3	
Peak response	Single 100µs rectangular pulse	N/A	N/A	
	R.M.S. accuracy	Crest factor of 3	Pass	
Time weighting I	Single burst 5 ms at 2000 Hz	N/A	N/A	
	Repeated at frequency of 100 Hz	N/A	N/A	
Time averaging	1 ms burst duty factor 1/10 ³ at 4kHz	Pass	0.3	
	1 ms burst duty factor 1/10 ⁴ at 4kHz	Pass	0.3	
Pulse range	Single burst 10 ms at 4 kHz	Pass	0.4	
	Sound exposure level	Single burst 10 ms at 4 kHz	Pass	
Overload indication	SPL	Pass	0.3	
	Leq	Pass	0.4	

2, Acoustic tests

The complete sound level meter was calibrated on the reference range using a B&K 4226 acoustic calibrator with 1000Hz and SPL 94 dB. The sensitivity of the sound level meter was adjusted. The test result at 125 Hz and 8000 Hz are given in below with test status and the estimated uncertainties.

Test:	Subtest	Status	Expanded Uncertainty (dB)	Coverage Factor
Acoustic response	Weighting A at 125 Hz	Pass	0.3	
	Weighting A at 8000 Hz	Pass	0.5	

3, Response to associated sound calibrator

N/A

The expanded uncertainties have been calculated in accordance with the ISO Publication "Guide to the expression of uncertainty in measurement", and gives an interval estimated to have a level of confidence of 95%. A coverage factor of 2 is assumed unless explicitly stated.

- End -

Calibrated by:

Date:

Fung Chi Yip
28-Mar-2018

Checked by:

Date:

Lam Tze Wai
06-Apr-2018

The standard(s) and equipment used in the calibration are traceable to national or international recognised standards and are calibrated on a schedule to maintain the required accuracy level.



CERTIFICATE OF CALIBRATION

Certificate No.: 17CA1020 01 Page 1 of 2

Item tested

Description:	Sound Level Meter (Type 1)	Microphone
Manufacturer:	B & K	B & K
Type/Model No.:	2238	4188
Serial/Equipment No.:	2160277	1830284
Adaptors used:	-	-

Item submitted by

Customer Name: Lam Environmental Service Ltd.
Address of Customer: -
Request No.: -
Date of receipt: 20-Oct-2017

Date of test: 24-Oct-2017

Reference equipment used in the calibration

Description:	Model:	Serial No.	Expiry Date:	Traceable to:
Multi function sound calibrator	B&K 4226	2288444	08-Sep-2018	CIGISMEC
Signal generator	DS 360	33873	25-Apr-2018	CEPREI
Signal generator	DS 360	61227	01-Apr-2018	CEPREI

Ambient conditions

Temperature: 21 ± 1 °C
Relative humidity: 50 ± 10 %
Air pressure: 1010 ± 5 hPa

Test specifications

- 1, The Sound Level Meter has been calibrated in accordance with the requirements as specified in BS 7580: Part 1: 1997 and the lab calibration procedure SMTP004-CA-152.
- 2, The electrical tests were performed using an electrical signal substituted for the microphone which was removed and replaced by an equivalent capacitance within a tolerance of +20%.
- 3, The acoustic calibration was performed using an B&K 4226 sound calibrator and corrections was applied for the difference between the free-field and pressure responses of the Sound Level Meter.

Test results

This is to certify that the Sound Level Meter conforms to BS 7580: Part 1: 1997 for the conditions under which the test was performed.

Details of the performed measurements are presented on page 2 of this certificate.

Actual Measurement data are documented on worksheets.

Approved Signatory:


Huang Jian Min/Feng Jun Qi

Date: 24-Oct-2017

Company Chop:



Comments: The results reported in this certificate refer to the condition of the instrument on the date of calibration and carry no implication regarding the long-term stability of the instrument.



CERTIFICATE OF CALIBRATION

(Continuation Page)

Certificate No.: 17CA1020 01 Page 2 of 2

1. Electrical Tests

The electrical tests were performed using an equivalent capacitance substituted for the microphone. The results are given in below with test status and the estimated uncertainties. The "Pass" means the result of the test is inside the tolerances stated in the test specifications. The "-" means the result of test is outside these tolerances.

Test:	Subtest:	Status:	Expanded Uncertainty (dB)	Coverage Factor
Self-generated noise	A	Pass	0.3	
	C	Pass	1.0	2.1
	Lin	Pass	2.0	2.2
Linearity range for Leq	At reference range, Step 5 dB at 4 kHz	Pass	0.3	
	Reference SPL on all other ranges	Pass	0.3	
	2 dB below upper limit of each range	Pass	0.3	
	2 dB above lower limit of each range	Pass	0.3	
Linearity range for SPL	At reference range, Step 5 dB at 4 kHz	Pass	0.3	
	Frequency weightings			
Time weightings	A	Pass	0.3	
	C	Pass	0.3	
	Lin	Pass	0.3	
Peak response	Single Burst Fast	Pass	0.3	
	Single Burst Slow	Pass	0.3	
R.M.S. accuracy	Single 100µs rectangular pulse	Pass	0.3	
Time weighting I	Crest factor of 3	Pass	0.3	
	Single burst 5 ms at 2000 Hz	Pass	0.3	
Time averaging	Repeated at frequency of 100 Hz	Pass	0.3	
	1 ms burst duty factor 1/10 ³ at 4kHz	Pass	0.3	
	1 ms burst duty factor 1/10 ⁴ at 4kHz	Pass	0.3	
Pulse range	Single burst 10 ms at 4 kHz	Pass	0.4	
Sound exposure level	Single burst 10 ms at 4 kHz	Pass	0.4	
Overload indication	SPL	Pass	0.3	
	Leq	Pass	0.4	

2. Acoustic tests

The complete sound level meter was calibrated on the reference range using a B&K 4226 acoustic calibrator with 1000Hz and SPL 94 dB. The sensitivity of the sound level meter was adjusted. The test result at 125 Hz and 8000 Hz are given in below with test status and the estimated uncertainties.

Test:	Subtest	Status	Expanded Uncertainty (dB)	Coverage Factor
Acoustic response	Weighting A at 125 Hz	Pass	0.3	
	Weighting A at 8000 Hz	Pass	0.5	

3. Response to associated sound calibrator

N/A

The expanded uncertainties have been calculated in accordance with the ISO Publication "Guide to the expression of uncertainty in measurement", and gives an interval estimated to have a level of confidence of 95%. A coverage factor of 2 is assumed unless explicitly stated.

Calibrated by:

Lai Sheng Jie

Date: 24-Oct-2017

- End -

Checked by:

Fung Chi Yip

Date: 24-Oct-2017

The standard(s) and equipment used in the calibration are traceable to national or international recognised standards and are calibrated on a schedule to maintain the required accuracy level.



CERTIFICATE OF CALIBRATION

Certificate No.: 17CA1110 02

Page: 1 of 2

Item tested

Description: Acoustical Calibrator (Class 1)
Manufacturer: Rion Co., Ltd.
Type/Model No.: NC-73
Serial/Equipment No.: 10707358
Adaptors used: -

Item submitted by

Customer: Lam Geotechnics Ltd.
Address of Customer: -
Request No.: -
Date of receipt: 10-Nov-2017

Date of test: 14-Nov-2017

Reference equipment used in the calibration

Description:	Model:	Serial No.	Expiry Date:	Traceable to:
Lab standard microphone	B&K 4180	2341427	11-Apr-2018	SCL
Preamplifier	B&K 2673	2239857	05-May-2018	CEPREI
Measuring amplifier	B&K 2610	2346941	03-May-2018	CEPREI
Signal generator	DS 360	61227	01-Apr-2018	CEPREI
Digital multi-meter	34401A	US36087050	25-Apr-2018	CEPREI
Audio analyzer	8903B	GB41300350	21-Apr-2018	CEPREI
Universal counter	53132A	MY40003662	22-Apr-2018	CEPREI

Ambient conditions

Temperature: 21 ± 1 °C
Relative humidity: 50 ± 10 %
Air pressure: 1010 ± 5 hPa

Test specifications

- The Sound Calibrator has been calibrated in accordance with the requirements as specified in IEC 60942 1997 Annex B and the lab calibration procedure SMTP004-CA-156.
- The calibrator was tested with its axis vertical facing downwards at the specific frequency using insert voltage technique.
- The results are rounded to the nearest 0.01 dB and 0.1 Hz and have not been corrected for variations from a reference pressure of 1013.25 hectoPascals as the maker's information indicates that the instrument is insensitive to pressure changes.

Test results

This is to certify that the sound calibrator conforms to the requirements of annex B of IEC 60942: 1997 for the conditions under which the test was performed. This does not imply that the sound calibrator meets IEC 60942 under any other conditions.

Details of the performed measurements are presented on **page 2** of this certificate.

Approved Signatory:


Huang Jian Min/Feng Jun Qi

Date: 15-Nov-2017

Company Chop:



Comments: The results reported in this certificate refer to the condition of the instrument on the date of calibration and carry no implication regarding the long-term stability of the instrument.



CERTIFICATE OF CALIBRATION

(Continuation Page)

Certificate No.: 17CA1110 02

Page: 2 of 2

1, Measured Sound Pressure Level

The output Sound Pressure Level in the calibrator head was measured at the setting and frequency shown using a calibrated laboratory standard microphone and insert voltage technique. The results are given in below with the estimated uncertainties.

Frequency Shown Hz	Output Sound Pressure Level Setting dB	Measured Output Sound Pressure Level dB	(Output level in dB re 20 μ Pa)	
			Estimated	Expanded Uncertainty dB
1000	94.00	93.93	0.10	

2, Sound Pressure Level Stability - Short Term Fluctuations

The Short Term Fluctuations was determined by measuring the maximum and minimum of the fast weighted DC output of the B&K 2610 measuring amplifier over a 20 second time interval as required in the standard. The Short Term Fluctuation was found to be:

At 1000 Hz **STF = 0.008 dB**
Estimated expanded uncertainty 0.005 dB

3, Actual Output Frequency

The determination of actual output frequency was made using a B&K 4180 microphone together with a B&K 2673 preamplifier connected to a B&K 2610 measuring amplifier. The AC output of the B&K 2610 was taken to an universal counter which was used to determine the frequency averaged over 20 second of operation as required by the standard. The actual output frequency at 1 KHz was:

At 1000 Hz **Actual Frequency = 991.5 Hz**
Estimated expanded uncertainty 0.1 Hz Coverage factor k = 2.2

4, Total Noise and Distortion

For the Total Noise and Distortion measurement, the unfiltered AC output of the B&K 2610 measuring amplifier was connected to an Agilent Type 8903 B distortion analyser. The TND result at 1 KHz was:

At 1000 Hz **TND = 0.3 %**
Estimated expanded uncertainty 0.7 %

The expanded uncertainties have been calculated in accordance with the ISO Publication "Guide to the expression of uncertainty in measurement", and gives an interval estimated to have a level of confidence of 95%. A coverage factor of 2 is assumed unless explicitly stated.

Calibrated by:


Lai Sheng Jie
Date: 14-Nov-2017

- End -

Checked by:


Fung Chi Yip
Date: 15-Nov-2017

The standard(s) and equipment used in the calibration are traceable to national or international recognised standards and are calibrated on a schedule to maintain the required accuracy level.



CERTIFICATE OF CALIBRATION

Certificate No.: 18CA0309 02

Page: 1 of 2

Item tested

Description: Acoustical Calibrator (Class 1)
Manufacturer: Larson Davis
Type/Model No.: CAL200
Serial/Equipment No.: 13098
Adaptors used: -

Item submitted by

Customer: Lam Environmental Service Ltd.
Address of Customer: -
Request No.: -
Date of receipt: 09-Mar-2018

Date of test: 12-Mar-2018

Reference equipment used in the calibration

Description:	Model:	Serial No.	Expiry Date:	Traceable to:
Lab standard microphone	B&K 4180	2341427	11-Apr-2018	SCL
Preamplifier	B&K 2673	2239857	05-May-2018	CEPREI
Measuring amplifier	B&K 2610	2346941	03-May-2018	CEPREI
Signal generator	DS 360	61227	01-Apr-2018	CEPREI
Digital multi-meter	34401A	US36087050	25-Apr-2018	CEPREI
Audio analyzer	8903B	GB41300350	21-Apr-2018	CEPREI
Universal counter	53132A	MY40003662	22-Apr-2018	CEPREI

Ambient conditions

Temperature: 21 ± 1 °C
Relative humidity: 50 ± 10 %
Air pressure: 1000 ± 5 hPa

Test specifications

- 1, The Sound Calibrator has been calibrated in accordance with the requirements as specified in IEC 60942 1997 Annex B and the lab calibration procedure SMTP004-CA-156.
- 2, The calibrator was tested with its axis vertical facing downwards at the specific frequency using insert voltage technique.
- 3, The results are rounded to the nearest 0.01 dB and 0.1 Hz and have not been corrected for variations from a reference pressure of 1013.25 hectoPascals as the maker's information indicates that the instrument is insensitive to pressure changes.

Test results

This is to certify that the sound calibrator conforms to the requirements of annex B of IEC 60942: 1997 for the conditions under which the test was performed. This does not imply that the sound calibrator meets IEC 60942 under any other conditions.


Details of the performed measurements are presented on page 2 of this certificate.

Approved Signatory:


Feng Jun Qi

Date: 12-Mar-2018

Company Chop:



Comments: The results reported in this certificate refer to the condition of the instrument on the date of calibration and carry no implication regarding the long term stability of the instrument.



CERTIFICATE OF CALIBRATION

(Continuation Page)

Certificate No.: 18CA0309 02 Page: 2 of 2

1, Measured Sound Pressure Level

The output Sound Pressure Level in the calibrator head was measured at the setting and frequency shown using a calibrated laboratory standard microphone and insert voltage technique. The results are given in below with the estimated uncertainties.

Frequency Shown Hz	Output Sound Pressure Level Setting dB	Measured Output Sound Pressure Level dB	(Output level in dB re 20 μ Pa)
			Estimated Expanded Uncertainty dB
1000	94.0	93.81	0.10

2, Sound Pressure Level Stability - Short Term Fluctuations

The Short Term Fluctuations was determined by measuring the maximum and minimum of the fast weighted DC output of the B&K 2610 measuring amplifier over a 20 second time interval as required in the standard. The Short Term Fluctuation was found to be:

At 1000 Hz **STF = 0.011 dB**
 Estimated expanded uncertainty 0.005 dB

3, Actual Output Frequency

The determination of actual output frequency was made using a B&K 4180 microphone together with a B&K 2673 preamplifier connected to a B&K 2610 measuring amplifier. The AC output of the B&K 2610 was taken to an universal counter which was used to determine the frequency averaged over 20 second of operation as required by the standard. The actual output frequency at 1 KHz was:

At 1000 Hz **Actual Frequency = 1000.0 Hz**
 Estimated expanded uncertainty 0.1 Hz Coverage factor k = 2.2

4, Total Noise and Distortion

For the Total Noise and Distortion measurement, the unfiltered AC output of the B&K 2610 measuring amplifier was connected to an Agilent Type 8903 B distortion analyser. The TND result at 1 KHz was:

At 1000 Hz **TND = 0.6 %**
 Estimated expanded uncertainty 0.7 %

The expanded uncertainties have been calculated in accordance with the ISO Publication "Guide to the expression of uncertainty in measurement", and gives an interval estimated to have a level of confidence of 95%. A coverage factor of 2 is assumed unless explicitly stated.

- End -

Calibrated by:	Checked by:
Date: 12-Mar-2018	Date: 12-Mar-2018

The standard(s) and equipment used in the calibration are traceable to national or international recognised standards and are calibrated on a schedule to maintain the required accuracy level.



CERTIFICATE OF CALIBRATION

Certificate No.: 17CA1124 02

Page: 1 of 2

Item tested

Description: Acoustical Calibrator (Class 1)
Manufacturer: Larson Davis
Type/Model No.: CAL200
Serial/Equipment No.: 13128
Adaptors used: -

Item submitted by

Customer: Lam Environmental Service Ltd.
Address of Customer: -
Request No.: -
Date of receipt: 24-Nov-2017

Date of test: 30-Nov-2017

Reference equipment used in the calibration

Description:	Model:	Serial No.	Expiry Date:	Traceable to:
Lab standard microphone	B&K 4180	2341427	11-Apr-2018	SCL
Preamplifier	B&K 2673	2239857	05-May-2018	CEPREI
Measuring amplifier	B&K 2610	2346941	03-May-2018	CEPREI
Signal generator	DS 360	61227	01-Apr-2018	CEPREI
Digital multi-meter	34401A	US36087050	25-Apr-2018	CEPREI
Audio analyzer	8903B	GB41300350	21-Apr-2018	CEPREI
Universal counter	53132A	MY40003662	22-Apr-2018	CEPREI

Ambient conditions

Temperature: 22 ± 1 °C
Relative humidity: 50 ± 10 %
Air pressure: 1005 ± 5 hPa

Test specifications

- The Sound Calibrator has been calibrated in accordance with the requirements as specified in IEC 60942 1997 Annex B and the lab calibration procedure SMTP004-CA-156.
- The calibrator was tested with its axis vertical facing downwards at the specific frequency using insert voltage technique.
- The results are rounded to the nearest 0.01 dB and 0.1 Hz and have not been corrected for variations from a reference pressure of 1013.25 hectoPascals as the maker's information indicates that the instrument is insensitive to pressure changes.

Test results

This is to certify that the sound calibrator conforms to the requirements of annex B of IEC 60942: 1997 for the conditions under which the test was performed. This does not imply that the sound calibrator meets IEC 60942 under any other conditions.

Details of the performed measurements are presented on page 2 of this certificate.

Approved Signatory:



Feng Jun Qi

Date: 30-Nov-2017

Company Chop:



Comments: The results reported in this certificate refer to the condition of the instrument on the date of calibration and carry no implication regarding the long-term stability of the instrument.



CERTIFICATE OF CALIBRATION
 (Continuation Page)

Certificate No.: 17CA1124 02 Page: 2 of 2

1, Measured Sound Pressure Level

The output Sound Pressure Level in the calibrator head was measured at the setting and frequency shown using a calibrated laboratory standard microphone and insert voltage technique. The results are given in below with the estimated uncertainties.

Frequency Shown Hz	Output Sound Pressure Level Setting dB	Measured Output Sound Pressure Level dB	(Output level in dB re 20 µPa)	
			Estimated Uncertainty dB	Expanded Uncertainty dB
1000	94.0	94.01	0.10	

2, Sound Pressure Level Stability - Short Term Fluctuations

The Short Term Fluctuations was determined by measuring the maximum and minimum of the fast weighted DC output of the B&K 2610 measuring amplifier over a 20 second time interval as required in the standard. The Short Term Fluctuation was found to be:

At 1000 Hz **STF = 0.010 dB**
 Estimated expanded uncertainty 0.005 dB

3, Actual Output Frequency

The determination of actual output frequency was made using a B&K 4180 microphone together with a B&K 2673 preamplifier connected to a B&K 2610 measuring amplifier. The AC output of the B&K 2610 was taken to an universal counter which was used to determine the frequency averaged over 20 second of operation as required by the standard. The actual output frequency at 1 KHz was:


At 1000 Hz **Actual Frequency = 999.5 Hz**
 Estimated expanded uncertainty 0.1 Hz Coverage factor k = 2.2

4, Total Noise and Distortion


For the Total Noise and Distortion measurement, the unfiltered AC output of the B&K 2610 measuring amplifier was connected to an Agilent Type 8903 B distortion analyser. The TND result at 1 KHz was:

At 1000 Hz **TND = 0.5 %**
 Estimated expanded uncertainty 0.7 %

The expanded uncertainties have been calculated in accordance with the ISO Publication "Guide to the expression of uncertainty in measurement", and gives an interval estimated to have a level of confidence of 95%. A coverage factor of 2 is assumed unless explicitly stated.

Calibrated by: 
 Date: 30-Nov-2017

- End -

Checked by: 
 Date: 30-Nov-2017

The standard(s) and equipment used in the calibration are traceable to national or international recognised standards and are calibrated on a schedule to maintain the required accuracy level.



CERTIFICATE OF CALIBRATION

Certificate No.: 17CA1020 02

Page: 1 of 2

Item tested

Description: Acoustical Calibrator (Class 1)
Manufacturer: Larson Davis
Type/Model No.: CAL200
Serial/Equipment No.: 13437
Adaptors used: -

Item submitted by

Customer: Lam Geotechnics Ltd.
Address of Customer: -
Request No.: -
Date of receipt: 20-Oct-2017

Date of test: 23-Oct-2017

Reference equipment used in the calibration

Description:	Model:	Serial No.	Expiry Date:	Traceable to:
Lab standard microphone	B&K 4180	2341427	11-Apr-2018	SCL
Preamplifier	B&K 2673	2239857	05-May-2018	CEPREI
Measuring amplifier	B&K 2610	2346941	03-May-2018	CEPREI
Signal generator	DS 360	61227	01-Apr-2018	CEPREI
Digital multi-meter	34401A	US36087050	25-Apr-2018	CEPREI
Audio analyzer	8903B	GB41300350	21-Apr-2018	CEPREI
Universal counter	53132A	MY40003662	22-Apr-2018	CEPREI

Ambient conditions

Temperature: 22 ± 1 °C
Relative humidity: 50 ± 10 %
Air pressure: 1000 ± 5 hPa

Test specifications

- The Sound Calibrator has been calibrated in accordance with the requirements as specified in IEC 60942 1997 Annex B and the lab calibration procedure SMTP004-CA-156.
- The calibrator was tested with its axis vertical facing downwards at the specific frequency using insert voltage technique.
- The results are rounded to the nearest 0.01 dB and 0.1 Hz and have not been corrected for variations from a reference pressure of 1013.25 hectoPascals as the maker's information indicates that the instrument is insensitive to pressure changes.

Test results

This is to certify that the sound calibrator conforms to the requirements of annex B of IEC 60942: 1997 for the conditions under which the test was performed. This does not imply that the sound calibrator meets IEC 60942 under any other conditions.

Details of the performed measurements are presented on page 2 of this certificate.

Approved Signatory:


Huang Jian Min/Feng Jun Qi

Date: 24-Oct-2017

Company Chop:



Comments: The results reported in this certificate refer to the condition of the instrument on the date of calibration and carry no implication regarding the long-term stability of the instrument.



CERTIFICATE OF CALIBRATION

(Continuation Page)

Certificate No.: 17CA1020 02 Page: 2 of 2

1, Measured Sound Pressure Level

The output Sound Pressure Level in the calibrator head was measured at the setting and frequency shown using a calibrated laboratory standard microphone and insert voltage technique. The results are given in below with the estimated uncertainties.

Frequency Shown Hz	Output Sound Pressure Level Setting dB	Measured Output Sound Pressure Level dB	(Output level in dB re 20 μ Pa)	
			Estimated	Expanded Uncertainty dB
1000	94.0	93.90	0.10	

2, Sound Pressure Level Stability - Short Term Fluctuations

The Short Term Fluctuations was determined by measuring the maximum and minimum of the fast weighted DC output of the B&K 2610 measuring amplifier over a 20 second time interval as required in the standard. The Short Term Fluctuation was found to be:

At 1000 Hz STF = 0.011 dB
 Estimated expanded uncertainty 0.005 dB

3, Actual Output Frequency

The determination of actual output frequency was made using a B&K 4180 microphone together with a B&K 2673 preamplifier connected to a B&K 2610 measuring amplifier. The AC output of the B&K 2610 was taken to an universal counter which was used to determine the frequency averaged over 20 second of operation as required by the standard. The actual output frequency at 1 KHz was:


At 1000 Hz Actual Frequency = 1000.2 Hz
 Estimated expanded uncertainty 0.1 Hz Coverage factor k = 2.2

4, Total Noise and Distortion


For the Total Noise and Distortion measurement, the unfiltered AC output of the B&K 2610 measuring amplifier was connected to an Agilent Type 8903 B distortion analyser. The TND result at 1 KHz was:

At 1000 Hz TND = 0.6 %
 Estimated expanded uncertainty 0.7 %

The expanded uncertainties have been calculated in accordance with the ISO Publication "Guide to the expression of uncertainty in measurement", and gives an interval estimated to have a level of confidence of 95%. A coverage factor of 2 is assumed unless explicitly stated.

Calibrated by: 
 Date: 23-Oct-2017

- End -

Checked by: 
 Date: 24-Oct-2017

The standard(s) and equipment used in the calibration are traceable to national or international recognised standards and are calibrated on a schedule to maintain the required accuracy level.



REPORT OF EQUIPMENT PERFORMANCE CHECK / CALIBRATION

Information supplied by customer:

CONTACT: MR. SAM LAM **WORK ORDER:** HK1810696
CLIENT: LAM GEOTECHNICS LIMITED
DATE RECEIVED: 16/07/2018
DATE OF ISSUE: 19/07/2018
ADDRESS: 11/F, CENTRE POINT, 181-185, GLOUCESTER ROAD,
WANCHAI, HONG KONG
PROJECT: ---

METHOD OF PERFORMANCE CHECK/ CALIBRATION:

Ref: APHA22nd ed 2130B

COMMENTS

It is certified that the item under performance check/calibration has been calibrated/checked by corresponding calibrated equipment in the laboratory.

Maximum Tolerance and calibration frequency stated in the report, unless otherwise stated, the internal acceptance criteria of Pilot Testing Limited will be followed.

Scope of Test:	Turbidity
Equipment Type:	Turbidimeter
Brand Name:	Xin Rui
Model No.:	WGZ-3B
Serial No.:	1309192
Equipment No.:	---
Date of Calibration:	19/07/2018

Remarks:

This is the Final Report. Results apply to sample(s) as submitted. All pages of this report have been checked and approved for release.

Approved Signatory:

Ms. Wong Po Yan, Pauline
Assistant Laboratory Manager

Issue Date:

19/07/2018

This report may not be reproduced except with prior written approval from Pilot Testing Limited.

Address: No.B12, 5th Floor, Block B, Tonic Industrial Centre, No.19 Lam Hing Street, Kowloon Bay, Kowloon
Phone +852 2527 6691 | Email info@pilot-testing.com

**REPORT OF EQUIPMENT PERFORMANCE CHECK / CALIBRATION**

WORK ORDER: HK1810696
DATE OF ISSUE: 19/07/2018
CLIENT: LAM GEOTECHNICS LIMITED

Equipment Type:	Turbidimeter
Brand Name:	Xin Rui
Model No.:	WGZ-3B
Serial No.:	1309192
Equipment No.:	---
Date of Calibration:	19/07/2018
Date of next Calibration:	19/10/2018

Parameters:
Turbidity

Method Ref: APHA 22nd ed. 2130B

Expected Reading (NTU)	Display Reading (NTU)	Tolerance
0	0.00	---
4	4.21	5.3%
10	9.75	-2.5%
40	41.05	2.6%
100	99.97	0.0%
400	421	5.3%
1000	1002	0.2%
	Tolerance Limit (\pm)	10%

Remark: "Displayed Reading" presents the figures shown on item under calibration/checking regardless of equipment precision or significant figures.



REPORT OF EQUIPMENT PERFORMANCE CHECK / CALIBRATION

Information supplied by customer:

CONTACT: MR. SAM LAM **WORK ORDER:** HK1810527
CLIENT: LAM GEOTECHNICS LIMITED
DATE RECEIVED: 31/05/2018
DATE OF ISSUE: 04/06/2018
ADDRESS: 11/F, CENTRE POINT, 181-185, GLOUCESTER ROAD,
WANCHAI, HONG KONG
PROJECT: ---

METHOD OF PERFORMANCE CHECK/ CALIBRATION:

Ref: APHA22nd ed 2130B


COMMENTS

It is certified that the item under performance check/calibration has been calibrated/checked by corresponding calibrated equipment in the laboratory.
Maximum Tolerance and calibration frequency stated in the report, unless otherwise stated, the internal acceptance criteria of Pilot Testing Limited will be followed.

Scope of Test:	Turbidity
Equipment Type:	Turbidimeter
Brand Name:	Xin Rui
Model No.:	WGZ-3B
Serial No.:	1403009
Equipment No.:	---
Date of Calibration:	1/6/2018

Remarks:

This is the Final Report. Results apply to sample(s) as submitted. All pages of this report have been checked and approved for release.

Approved Signatory: 
Ms. Wong Po Yan, Pauline
Assistant Laboratory Manager

Issue Date: 04/06/2018

This report may not be reproduced except with prior written approval from Pilot Testing Limited.

**REPORT OF EQUIPMENT PERFORMANCE CHECK / CALIBRATION**

WORK ORDER: HK1810527
DATE OF ISSUE: 04/06/2018
CLIENT: LAM GEOTECHNICS LIMITED

Equipment Type:	Turbidimeter
Brand Name:	Xin Rui
Model No.:	WGZ-3B
Serial No.:	1403009
Equipment No.:	---
Date of Calibration:	1/6/2018
Date of next Calibration:	1/9/2018

Parameters:
Turbidity

Method Ref: APHA 22nd ed. 2130B

Expected Reading (NTU)	Display Reading (NTU)	Tolerance
0	0.00	---
4	3.82	-4.5%
10	9.99	-0.1%
40	37.7	-5.7%
100	100	0.0%
400	414	3.5%
1000	926	-7.4%
	Tolerance Limit (±)	10%

Remark: "Displayed Reading" presents the figures shown on item under calibration/checking regardless of equipment precision or significant figures.

This report may not be reproduced except with prior written approval from Pilot Testing Limited.



EQUIPMENT PERFORMANCE CHECK / CALIBRATION REPORT

Report No. : HK1810678
Project Name : EQUIPMENT PERFORMANCE CHECK/CALIBRATION REPORT
Date of Issue : 12/7/2018

Customer : LAM ENVIRONMENTAL SERVICES LIMITED
Address : 11/F., CENTRE POINT, 181-185 GLOUCESTER ROAD, WAN CHAI, HONG KONG

Calibration Job No. : HK1810678
Test Item No. : HK1810678-01
Test Item Details
Test Item Description : Sonde
Manufacturer : YSI
Model No. : Professional Plus
Serial No. : 14K100322
Performance Method : Checked according to in-house method CAL005
 (References: Temperature (Section 6 of International Accreditation New Zealand Technical Guide No. 3 Second edition March 2008: Working Thermometer Calibration Procedure), pH value (APHA 21e 4500H:B), Salinity (Refer to Conductivity APHA 19e 2510B) , Dissolved oxygen (APHA 19e 4500-O,C))
Test Item Receipt Date : 10/7/2018
Test Item Calibration Date : 11/7/2018

- Notes :
1. This report shall not be reproduced, except in full, without prior approval from Pilot Testing Limited.
 2. Results relate to item(s) as received.
 3. \pm indicates the tolerance limit
 4. N/A = Not applicable
 5. APHA - American Public Health Association, American Water Works Association and Water Environment Federation, Standard Methods for the Examination of Water and Wastewater, APHA-AWWA-WEF. USA
 6. DO, pH, salinity and temperature performance check was conducted by Pilot Testing Limited.
 7. Because of high sensitivity and ease of measurement, the conductivity method (according to APHA 19e 2510) is used to determine salinity.

Approved Signatory :

Ms. Wong Po Yan, Pauline
(Assistant Laboratory Manager)

Issue Date:

12/7/2018


REPORT OF EQUIPMENT PERFORMANCE CHECK/CALIBRATION

WORK ORDER: HK1810678
DATE OF ISSUE: 12/7/2018
CLIENT: LAM ENVIRONMENTAL SERVICES LIMITED

Equipment Type	Sonde
Manufacturer	YSI
Model No.	Professional Plus
Serial No.	14K100322
Date of Calibration	11-Jul-18
Date of next Calibration	11-Oct-18

Parameters:

Temperature (Method Ref: Section 6 of International Accreditation New Zealand Technical Guide No.3 Second edition March 2008: Working Thermometer Calibration Procedure)

Reference Reading (°C)	Display Reading (°C)	Deviation (°C)
7.1	7.0	-0.1
13.8	13.9	0.1
27.0	26.8	-0.2
	Tolerance Limit	±2.0

pH Value (Method Ref: APHA21e, 4500H:B)

Expected Reading (pH unit)	Reference Reading (pH unit)	Display Reading (pH unit)	Deviation (pH unit)
4.0	4.08	4.04	-0.04
7.0	7.02	7.16	0.14
10.0	10.00	10.01	0.01
	Tolerance Limit		±0.20

Conductivity (Method Ref: APHA 19e, 2510)

KCl concentration (mol/L)	Reference Reading (ms/cm)	Display Reading (ms/cm)	Deviation (%)
0.0000	0.00	0.00	--
0.1000	12.8	12.8	-0.62
0.2000	23.7	23.7	0.17
0.5000	57.3	56.9	-0.70
	Tolerance Limit		±2.0

Dissolved Oxygen (DO) (Method Ref: APHA 19e, 4500-O, C)

Reference DO reading (mg/L)	DO reading od DO probe (mg/L)	Deviation (mg/L)
7.22	7.14	-0.08
6.69	6.75	0.06
5.80	5.93	0.13
	Tolerance Limit	±0.20

- Remarks:
- (1) Maximum tolerance and calibration frequency stated in the report, unless otherwise stated, the internal acceptance criteria of Pilot Testing Limited will be followed.
 - (2) Displayed reading presents the figures shown on item under calibration/checking regardless of equipment precision or significant figures.
 - (3) Because of high sensitivity and ease of measurement, the conductivity method (according to APHA 19e 2510) is used to determine salinity.

- End of Report -



EQUIPMENT PERFORMANCE CHECK / CALIBRATION REPORT

Report No. : HK1810585
Project Name : EQUIPMENT PERFORMANCE CHECK/CALIBRATION REPORT
Date of Issue : 22/6/2018

Customer : LAM ENVIRONMENTAL SERVICES LIMITED
Address : 11/F., CENTRE POINT, 181-185 GLOUCESTER ROAD, WAN CHAI, HONG KONG

Calibration Job No. : HK1810585
Test Item No. : HK1810585-01
Test Item Details
Test Item Description : Sonde
Manufacturer : YSI
Model No. : Professional Plus
Serial No. : 17F100236
Performance Method : Checked according to in-house method CAL005
 (References: Temperature (Section 6 of International Accreditation New Zealand Technical Guide No. 3 Second edition March 2008: Working Thermometer Calibration Procedure), pH value (APHA 21e 4500H:B), Salinity (Refer to Conductivity APHA 19e 2510B) , Dissolved oxygen (APHA 19e 4500-O,C))
Test Item Receipt Date : 15/6/2018
Test Item Calibration Date : 21/6/2018

- Notes :
1. This report shall not be reproduced, except in full, without prior approval from Pilot Testing Limited.
 2. Results relate to item(s) as received.
 3. \pm indicates the tolerance limit
 4. N/A = Not applicable
 5. APHA - American Public Health Association, American Water Works Association and Water Environment Federation, Standard Methods for the Examination of Water and Wastewater, APHA-AWWA-WEF. USA
 6. DO, pH, salinity and temperature performance check was conducted by Pilot Testing Limited.
 7. Because of high sensitivity and ease of measurement, the conductivity method (according to APHA 19e 2510) is used to determine salinity.

Approved Signatory

:

Ms. Wong Po Yan, Pauline
(Assistant Laboratory Manager)

Issue Date:

22/6/2018


REPORT OF EQUIPMENT PERFORMANCE CHECK/CALIBRATION

WORK ORDER: HK1810585
DATE OF ISSUE: 22/6/2018
CLIENT: LAM ENVIRONMENTAL SERVICES LIMITED

Equipment Type	Sonde
Manufacturer	YSI
Model No.	Professional Plus
Serial No.	17F100236
Date of Calibration	21-Jun-18
Date of next Calibration	21-Sep-18

Parameters:

Temperature (Method Ref: Section 6 of International Accreditation New Zealand Technical Guide No.3 Second edition March 2008: Working Thermometer Calibration Procedure)

Reference Reading (°C)	Display Reading (°C)	Deviation (°C)
8.8	8.8	0.0
15.9	15.9	0.0
25.4	25.5	0.1
Tolerance Limit		±2.0

pH Value (Method Ref: APHA21e, 4500H:B)

Expected Reading (pH unit)	Reference Reading (pH unit)	Display Reading (pH unit)	Deviation (pH unit)
4.0	4.02	4.01	-0.01
7.0	7.01	6.94	-0.07
10.0	9.97	9.98	0.01
Tolerance Limit			±0.20

Conductivity (Method Ref: APHA 19e, 2510)

KCl concentration (mol/L)	Reference Reading (ms/cm)	Display Reading (ms/cm)	Deviation (%)
0.0000	0.00	0.00	--
0.1000	12.7	12.7	-0.16
0.2000	24.6	24.5	-0.53
0.5000	57.1	56.2	-1.58
Tolerance Limit			±2.0

Dissolved Oxygen (DO) (Method Ref: APHA 19e, 4500-O, C)

Reference DO reading (mg/L)	DO reading od DO probe (mg/L)	Deviation (mg/L)
7.14	7.28	0.14
6.76	6.69	-0.07
4.48	4.58	0.10
Tolerance Limit		±0.20

- Remarks:
- (1) Maximum tolerance and calibration frequency stated in the report, unless otherwise stated, the internal acceptance criteria of Pilot Testing Limited will be followed.
 - (2) Displayed reading presents the figures shown on item under calibration/checking regardless of equipment precision or significant figures.
 - (3) Because of high sensitivity and ease of measurement, the conductivity method (according to APHA 19e 2510) is used to determine salinity.

- End of Report -