



**Met One
Instruments**

1600 Washington Blvd
Grants Pass, OR 97526
(541) 471-7111
(541) 471-7116 (Fax)
Service@metone.com

Calibration Certificate

The calibration results on this report certify that this instrument complies with the product specifications at the time of calibration. Calibration was performed according to accepted industry methods using equipment, procedures, and standards that are traceable to NIST and ASTM and JIS.

Recommended calibration interval is 12 months from the first day of use.

Instrument Model# Aerocet 831

Instrument Serial# W14016

Date of Calibration 4/19/2018

Sensor # 16206

Darleen Best *AT*

AT

Calibration Technician

Quality Check

Temperature 23 °C

Relative Humidity 31 %

Test Procedure: **Aerocet 831-6100**

PSL Size (µm)	Test Results	Test Spec.	Lot# NIST	Expiration
0.3	Pass	± 10%	183039	03/31/2020
0.5	Pass	± 10%	180556	02/28/2020
1.0	Pass	± 10%	169240	5/31/2019
2.5	Pass	± 10%	181944	3/31/2020
4.0	Pass	± 10%	REF	NA
5.0	Pass	± 10%	REF	NA
7.0	Pass	± 10%	REF	NA
10.0	Pass	± 10%	REF	NA

Standards	Model	SN	Cal Due
Particle Counter	GT-526	M1762	7/31/2018
Flowmeter	DCL-M	103751	1/29/2019
DMM	289	27720071	6/15/2018
RH/TEMP SENSOR	083E-1-6	R20313	9/18/2018

This calibration certificate shall not be reproduced except in full, without the written approval of Met One Instruments Inc.




1600 Washington Blvd
 Grants Pass, OR 97526
 (541) 471-7111
 (541) 471-7116 (Fax)
 Service@metone.com

Calibration Certificate

The calibration results on this report certify that this instrument complies with the product specifications at the time of calibration. Calibration was performed according to accepted industry methods using equipment, procedures, and standards that are traceable to NIST and ISO.

Recommended calibration interval is 12 months from the first day of use.

Instrument Model# Aerocet 831 Instrument Serial# W15448
 Date of Calibration 6/14/2018 Sensor # 16438
Darleen Best Calibration Technician  Quality Check

Temperature 23.5 °C Relative Humidity 38 %

Test Procedure: Aerocet 831-6100

PSL Size (µm)	Test Results	Test Spec.	Lot# NIST	Expiration
0.3	Pass	± 10%	183039	03/31/2020
0.5	Pass	± 10%	180556	02/28/2020
1.0	Pass	± 10%	169240	5/31/2019
2.5	Pass	± 10%	REF	NA
4.0	Pass	± 10%	REF	NA
5.0	Pass	± 10%	REF	NA
7.0	Pass	± 10%	REF	NA
10.0	Pass	± 10%	REF	NA

Standards	Model	SN	Cal Due
Particle Counter	GT-526	M1762	7/31/2018
Flowmeter	DCL-M	103751	1/29/2019
DMM	289	27720071	6/15/2018
RH/TEMP SENSOR	083E-1-6	R20313	9/18/2018

This calibration certificate shall not be reproduced except in full, without the written approval of Met One Instruments Inc.



1600 Washington Blvd
 Grants Pass, OR 97526
 (541) 471-7111
 (541) 471-7116 (Fax)
 Service@metone.com

Met One
 Instruments

Calibration Certificate

The calibration results on this report certify that this instrument complies with the product specifications at the time of calibration. Calibration was performed according to accepted industry methods using equipment, procedures, and standards that are traceable to NIST and ISO.

Recommended calibration interval is 12 months from the first day of use.

Instrument Model# Aerocet 831

Instrument Serial# W15449

Date of Calibration 10/4/2018

Sensor # 16439

Darleen Best *AT7*
 Calibration Technician

AT25
 Quality Check

Temperature 23 °C

Relative Humidity 36.5 %

Test Procedure: **Aerocet 831-6100**

PSL Size (µm)	Test Results	Test Spec.	Lot# NIST	Expiration
0.3	Pass	± 10%	183039	03/31/2020
0.5	Pass	± 10%	180556	02/28/2020
1.0	Pass	± 10%	169240	5/31/2019
2.5	Pass	± 10%	REF	NA
4.0	Pass	± 10%	REF	NA
5.0	Pass	± 10%	REF	NA
7.0	Pass	± 10%	REF	NA
10.0	Pass	± 10%	REF	NA

Standards	Model	SN	Cal Due
Particle Counter	GT-526	M1760	10/9/2018
Flowmeter	DCL-M	103751	1/29/2019
DMM	289	27720071	6/29/2019
RH/TEMP SENSOR	083E-1-6	R20313	9/18/2019

This calibration certificate shall not be reproduced except in full, without the written approval of Met One Instruments Inc.



1600 Washington Blvd
 Grants Pass, OR 97526
 (541) 471-7111
 (541) 471-7116 (Fax)
 Service@metone.com

Calibration Certificate

The calibration results on this report certify that this instrument complies with the product specifications at the time of calibration. Calibration was performed according to accepted industry methods using equipment, procedures, and standards that are traceable to NIST and ISO.

Recommended calibration interval is 12 months from the first day of use.

Instrument Model# Aerocet 831 Instrument Serial# W16848

Date of Calibration 8/3/2018 Sensor # 16574

Darleen Best AT7

AT25

Calibration Technician

Quality Check

Temperature 23.5 °C

Relative Humidity 41 %

Test Procedure: **Aerocet 831-6100**

PSL Size (µm)	Test Results	Test Spec.	Lot# NIST	Expiration
0.3	Pass	± 10%	183039	03/31/2020
0.5	Pass	± 10%	180556	02/28/2020
1.0	Pass	± 10%	169240	5/31/2019
2.5	Pass	± 10%	REF	NA
4.0	Pass	± 10%	REF	NA
5.0	Pass	± 10%	REF	NA
7.0	Pass	± 10%	REF	NA
10.0	Pass	± 10%	REF	NA

Standards	Model	SN	Cal Due
Particle Counter	GT-526	M1760	10/9/2018
Flowmeter	DCL-M	103751	1/29/2019
DMM	289	32270055	9/21/2018
RH/TEMP SENSOR	083E-1-6	R20313	9/18/2018

This calibration certificate shall not be reproduced except in full, without the written approval of Met One Instruments Inc.




Met One Instruments, Inc.
 1600 NW Washington Blvd, Grants Pass, OR
 TEL (541) 471-7111 Fax (541) 471-7116

Certificate of Calibration

BT-645
 Particulate Monitor

Recommended calibration interval is 24 months from first day of use.

Unit Info	Model:	<u>BT-645</u>	81865-1	Firmware Rev:	<u>1.1.0</u>
	Serial Number:	<u>X19295</u>			<u>1.0.1</u>
	Calibrated By:	<u>R. von Krohn</u>		Cal. Date:	<u>7/27/2018</u>
	Quality Inspector:			Date:	<u>7-27-2018</u>
	Calibration Hz/μg/m ³ :	<u>5.9</u>			

Final Test			
Flow (2.0 L/M):	Pass	Ambient T (C)	<u>24.8</u>
		RH, %	<u>39</u>
Serial Communication:	Pass		
BT-645 Conc.:	<u>400.12</u>	Standard Conc:	<u>399.67</u>

Calibration Standards

Standards	Manufacturer	Model	SN	Cal Due
DMM Multimeter	Fluke	189 Multimeter	94060816	8/28/2018
RH & TEMPERATURE	Met One Instruments	083E-1-35	R17149	July 28, 2018
BAROMETRIC PRESSURE	Met One Instruments	092	P22757	April 2, 2019
Primary Flow Meter	BIOS	DC-Lite	R537	May 29, 2019
LD-3B	SIBATA	LD-3B	6X7759	Nov 17, 2018

The standards used for this calibration have accuracy equal to or greater than the instrument tested. These standards are on record and traceable to NIST to the extent allowed by the institute's calibration facility. Unless otherwise stated, all instruments are calibrated to meet the manufacturer's published specifications. The Calibration system complies with MIL-STD-45662A.




Met One Instruments, Inc.
 1600 NW Washington Blvd, Grants Pass, OR
 TEL (541) 471-7111 Fax (541) 471-7116

Certificate of Calibration

BT-645
Particulate Monitor

Recommended calibration interval is 24 months from first day of use.

Unit Info	Model:	<u>BT-645</u>	81865-1	Firmware Rev:	<u>1.1.0</u>
	Serial Number:	<u>X19296</u>			<u>1.0.1</u>
	Calibrated By:	<u>R. von Krohn</u>		Cal. Date:	<u>7/27/2018</u>
	Quality Inspector:			Date:	<u>7-27-2018</u>
	Calibration Hz/ $\mu\text{g}/\text{m}^3$:	<u>6.1</u>			

Final Test					
	Flow (2.0 L/M):	Pass	Ambient T (C)	<u>24.8</u>	
			RH, %	<u>39</u>	
	Serial Communication:	Pass			
	BT-645 Conc.:	<u>416.59</u>	Standard Conc:	<u>412.22</u>	

Calibration Standards

Standards	Manufacturer	Model	SN	Cal Due
DMM Multimeter	Fluke	189 Multimeter	94060816	8/28/2018
RH & TEMPERATURE	Met One Instruments	083E-1-35	R17149	July 28, 2018
BAROMETRIC PRESSURE	Met One Instruments	092	P22757	April 2, 2019
Primary Flow Meter	BIOS	DC-Lite	R537	May 29, 2019
LD-3B	SIBATA	LD-3B	6X7759	Nov 17, 2018

The standards used for this calibration have accuracy equal to or greater than the instrument tested. These standards are on record and traceable to NIST to the extent allowed by the institute's calibration facility. Unless otherwise stated, all instruments are calibrated to meet the manufacturer's published specifications. The Calibration system complies with MIL-STD-45662A.




Met One Instruments, Inc.
 1600 NW Washington Blvd, Grants Pass, OR
 TEL (541) 471-7111 Fax (541) 471-7116

Certificate of Calibration

BT-645
Particulate Monitor

Recommended calibration interval is 24 months from first day of use.

Unit Info	Model:	<u>BT-645</u>	81865-1	Firmware Rev:	<u>1.1.0</u>
	Serial Number:	<u>X19297</u>			<u>1.0.1</u>
	Calibrated By:	<u>R. von Krohn</u>		Cal. Date:	<u>7/27/2018</u>
	Quality Inspector:	<u></u>		Date:	<u>7-27-2018</u>
	Calibration Hz/ $\mu\text{g}/\text{m}^3$:	<u>5.8</u>			

Final Test		
Flow (2.0 L/M):	Pass	Ambient T (C) <u>24.8</u>
		RH, % <u>39</u>
Serial Communication:	Pass	
BT-645 Conc.:	<u>421.14</u>	Standard Conc: <u>413.04</u>

Standards	Manufacturer	Model	SN	Cal Due
DMM Multimeter	Fluke	189 Multimeter	94060816	8/28/2018
RH & TEMPERATURE	Met One Instruments	083E-1-35	R17149	July 28, 2018
BAROMETRIC PRESSURE	Met One Instruments	092	P22757	April 2, 2019
Primary Flow Meter	BIOS	DC-Lite	R537	May 29, 2019
LD-3B	SIBATA	LD-3B	6X7759	Nov 17, 2018

The standards used for this calibration have accuracy equal to or greater than the instrument tested. These standards are on record and traceable to NIST to the extent allowed by the institute's calibration facility. Unless otherwise stated, all instruments are calibrated to meet the manufacturer's published specifications. The Calibration system complies with MIL-STD-45662A.




Met One Instruments, Inc.
 1600 NW Washington Blvd, Grants Pass, OR
 TEL (541) 471-7111 Fax (541) 471-7116

Certificate of Calibration

BT-645
Particulate Monitor

Recommended calibration interval is 24 months from first day of use.

Unit Info	Model:	<u>BT-645</u>	81865-1	Firmware Rev:	<u>1.1.0</u>
	Serial Number:	<u>X19298</u>			<u>1.0.1</u>
	Calibrated By:	<u>R. von Krohn</u>		Cal. Date:	<u>7/27/2018</u>
	Quality Inspector:			Date:	<u>7-27-2018</u>
	Calibration Hz/ $\mu\text{g}/\text{m}^3$:	<u>7.7</u>			

Final Test			
Flow (2.0 L/M):	Pass	Ambient T (C)	<u>24.8</u>
		RH, %	<u>39</u>
Serial Communication:	Pass		
BT-645 Conc.:	<u>413.48</u>	Standard Conc:	<u>412.22</u>

Calibration Standards

Standards	Manufacturer	Model	SN	Cal Due
DMM Multimeter	Fluke	189 Multimeter	94060816	8/28/2018
RH & TEMPERATURE	Met One Instruments	083E-1-35	R17149	July 28, 2018
BAROMETRIC PRESSURE	Met One Instruments	092	P22757	April 2, 2019
Primary Flow Meter	BIOS	DC-Lite	R537	May 29, 2019
LD-3B	SIBATA	LD-3B	6X7759	Nov 17, 2018

The standards used for this calibration have accuracy equal to or greater than the instrument tested. These standards are on record and traceable to NIST to the extent allowed by the institute's calibration facility. Unless otherwise stated, all instruments are calibrated to meet the manufacturer's published specifications. The Calibration system complies with MIL-STD-45662A.



REPORT OF PERFORMANCE CHECK / CALIBRATION

PROJECT NAME : PERFORMANCE CHECK / CALIBRATION OF DUST METER
 DATE OF ISSUE : 13/5/2018
 REPORT NO. : HK1810447

PERFORMANCE CHECK / CALIBRATED EQUIPMENT

TYPE : AEROSOL MASS MONITOR
 MANUFACTURER : MET ONE INSTRUMENTS
 MODEL NO. : AEROCET - 831
 SERIAL NO. : W14016
 EQUIPMENT NO. : ---
 PERFORMANCE CHECK / CALIBRATION DATE : 11/5/2018

STANDARD EQUIPMENT

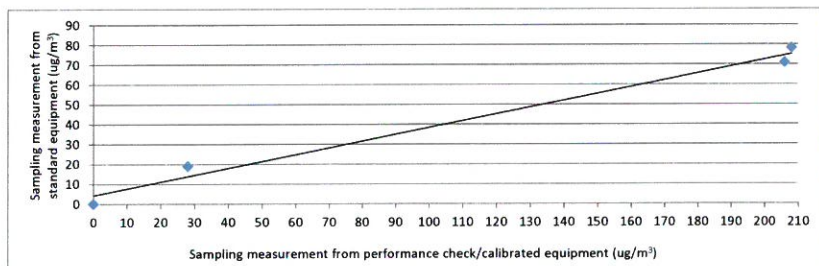
TYPE : HIGH VOLUME AIR SAMPLER
 MANUFACTURER : TISCH
 MODEL NO. : TE-5170
 EQUIPMENT REF NO. : PTL_HV002
 LAST CALIBRATION DATE : 27/4/2018

EQUIPMENT PERFORMANCE CHECK / CALIBRATION RESULTS:

Trial no. in 1-hr period	Time	Mean Temp (°C)	Mean Pressure (hPa)	Concentration in ug/m ³ (Standard equipment) (Y - Axis)	Concentration in ug/m ³ (Performance Check / Calibrated equipment) (X - Axis)
Zero Check ¹	11/5/2018, 9:00:00 AM	24	1014	0	0
1	11/5/2018, 10:05:00 AM	24	1014	78	208
2	11/5/2018, 11:29:00 AM	24	1014	71	206
3	11/5/2018, 12:35:00 AM	24	1014	19	28

Linear Regression of Y on X

Slope (K- factor) : 0.3400
 Correlation Coefficient : 0.9925
 Validity of Performance Check / Calibration Record : 11/5/2019



- Notes : 1. Zero check conducted as per CAL003 SOP and manufacturer's manual as appropriate.
 2. This report shall not be reproduced, except in full, without prior approval from Pilot Testing Limited.
 3. Performance Check / Calibration result relates to performance check / calibration item(s) as received.

Operator: MA Ching Him, Jackey Signature: Date: 11/5/2018

Checked by: Wong Po Yan, Pauline Signature: Date: 13/5/2018

**REPORT OF PERFORMANCE CHECK / CALIBRATION**

PROJECT NAME : PERFORMANCE CHECK / CALIBRATION OF DUST METER
 DATE OF ISSUE : 27/6/2018
 REPORT NO. : HK1810626

PERFORMANCE CHECK / CALIBRATED EQUIPMENT

TYPE : AEROSOL MASS MONITOR
 MANUFACTURER : MET ONE INSTRUMENTS
 MODEL NO. : AEROCET - 831
 SERIAL NO. : W15448
 EQUIPMENT NO. : ---
 PERFORMANCE CHECK / CALIBRATION DATE : 26/6/2018

STANDARD EQUIPMENT

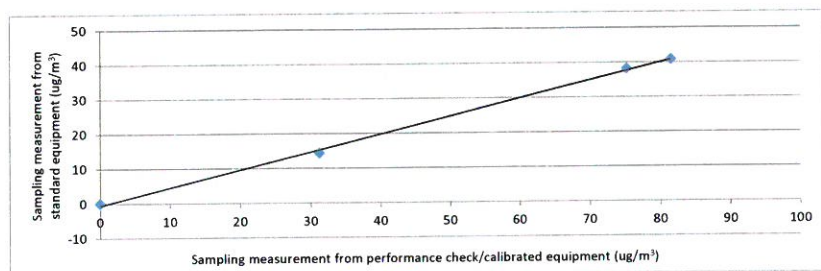
TYPE : HIGH VOLUME AIR SAMPLER
 MANUFACTURER : TISCH
 MODEL NO. : TE-5170
 EQUIPMENT REF NO. : PTL_HV002
 LAST CALIBRATION DATE : 27/4/2018

EQUIPMENT PERFORMANCE CHECK / CALIBRATION RESULTS:

Trial no. in 1-hr period	Time	Mean Temp (°C)	Mean Pressure (hPa)	Concentration in ug/m ³ (Standard equipment) (Y - Axis)	Concentration in ug/m ³ (Performance Check / Calibrated equipment) (X - Axis)
Zero Check ¹	26/6/2018, 8:15:00 AM	29.2	1011	0	0
1	26/6/2018, 9:59:00 AM	29.2	1011	38	75
2	26/6/2018, 11:06:00 AM	29.2	1011	41	82
3	26/6/2018, 12:11:00 PM	29.2	1011	14	31

Linear Regression of Y on X

Slope (K- factor) : 0.5100
 Correlation Coefficient : 0.9994
 Validity of Performance Check / Calibration Record : 26/6/2019



- Notes : 1. Zero check conducted as per CAL003 SOP and manufacturer's manual as appropriate.
 2. This report shall not be reproduced, except in full, without prior approval from Pilot Testing Limited.
 3. Performance Check / Calibration result relates to performance check / calibration item(s) as received.

Operator: Lau, Natalie Signature:  Date: 26/6/2018

Checked by: Wong Po Yan, Pauline Signature:  Date: 27/6/2018



REPORT OF PERFORMANCE CHECK / CALIBRATION

PROJECT NAME : PERFORMANCE CHECK / CALIBRATION OF DUST METER
 DATE OF ISSUE : 24/10/2018
 REPORT NO. : HK1811054

PERFORMANCE CHECK / CALIBRATED EQUIPMENT

TYPE : AEROSOL MASS MONITOR
 MANUFACTURER : MET ONE INSTRUMENTS
 MODEL NO. : AEROCET - 831
 SERIAL NO. : W15449
 EQUIPMENT NO. : ---
 PERFORMANCE CHECK / CALIBRATION DATE : 23/10/2018

STANDARD EQUIPMENT

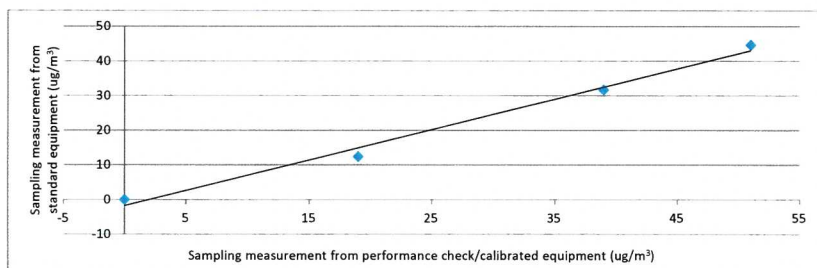
TYPE : HIGH VOLUME AIR SAMPLER
 MANUFACTURER : TISCH
 MODEL NO. : TE-5170
 EQUIPMENT REF NO. : PTL_HV002
 LAST CALIBRATION DATE : 25/7/2018

EQUIPMENT PERFORMANCE CHECK / CALIBRATION RESULTS:

Trial no. in 1-hr period	Time	Mean Temp (°C)	Mean Pressure (hPa)	Concentration in ug/m ³ (Standard equipment) (Y - Axis)	Concentration in ug/m ³ (Performance Check / Calibrated equipment) (X - Axis)
Zero Check ¹	23/10/2018,9:05:00 AM	25.3	1017	0	0
1	23/10/2018,10:20:00 AM	25.3	1017	45	51
2	23/10/2018,11:22:00 AM	25.3	1017	32	39
3	23/10/2018,12:29:00 PM	25.3	1017	12	19

Linear Regression of Y on X

Slope (K- factor) : 0.8800
 Correlation Coefficient : 0.9945
 Validity of Performance Check / Calibration Record : 23/10/2019



- Notes :
1. Zero check conducted as per CAL003 SOP and manufacturer's manual as appropriate.
 2. This report shall not be reproduced, except in full, without prior approval from Pilot Testing Limited.
 3. Performance Check / Calibration result relates to performance check / calibration item(s) as received.

Operator: Lau, Natalie Signature: Date: 23/10/2018

Checked by: Wong Po Yan, Pauline Signature: Date: 24/10/2018


REPORT OF PERFORMANCE CHECK / CALIBRATION

PROJECT NAME : PERFORMANCE CHECK / CALIBRATION OF DUST METER
 DATE OF ISSUE : 16/8/2018
 REPORT NO. : HK1810819

PERFORMANCE CHECK / CALIBRATED EQUIPMENT

TYPE : AEROSOL MASS MONITOR
 MANUFACTURER : MET ONE INSTRUMENTS
 MODEL NO. : AEROCET - 831
 SERIAL NO. : W16848
 EQUIPMENT NO. : ---
 PERFORMANCE CHECK / CALIBRATION DATE : 15/8/2018

STANDARD EQUIPMENT

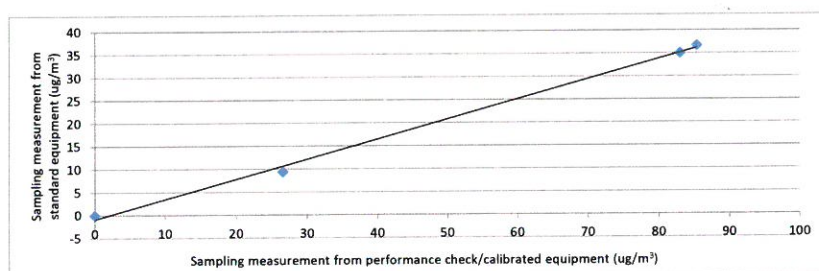
TYPE : HIGH VOLUME AIR SAMPLER
 MANUFACTURER : TISCH
 MODEL NO. : TE-5170
 EQUIPMENT REF NO. : PTL_HV002
 LAST CALIBRATION DATE : 25/7/2018

EQUIPMENT PERFORMANCE CHECK / CALIBRATION RESULTS:

Trial no. in 1-hr period	Time	Mean Temp (°C)	Mean Pressure (hPa)	Concentration in ug/m ³ (Standard equipment) (Y - Axis)	Concentration in ug/m ³ (Performance Check / Calibrated equipment) (X - Axis)
Zero Check ¹	15/8/2018,9:05:00 AM	28.2	999	0	0
1	15/8/2018,10:20:00 AM	28.2	999	37	85
2	15/8/2018,11:22:00 AM	28.2	999	35	83
3	15/8/2018,12:29:00 PM	28.2	999	9	27

Linear Regression of Y on X

Slope (K- factor) : 0.4400
 Correlation Coefficient : 0.9988
 Validity of Performance Check / Calibration Record : 15/8/2019



- Notes : 1. Zero check conducted as per CAL003 SOP and manufacturer's manual as appropriate.
 2. This report shall not be reproduced, except in full, without prior approval from Pilot Testing Limited.
 3. Performance Check / Calibration result relates to performance check / calibration item(s) as received.

Operator: Lau, Natalie Signature:  Date: 15/8/2018

Checked by: Wong Po Yan, Pauline Signature:  Date: 16/8/2018


REPORT OF PERFORMANCE CHECK / CALIBRATION

PROJECT NAME : PERFORMANCE CHECK / CALIBRATION OF DUST METER
 DATE OF ISSUE : 16/8/2018
 REPORT NO. : HK1810826

PERFORMANCE CHECK / CALIBRATED EQUIPMENT

TYPE : PARTICULATE MONITOR
 MANUFACTURER : MET ONE INSTRUMENTS
 MODEL NO. : BT 645
 SERIAL NO. : X19295
 EQUIPMENT NO. : ---
 PERFORMANCE CHECK / CALIBRATION DATE : 16/8/2018

STANDARD EQUIPMENT

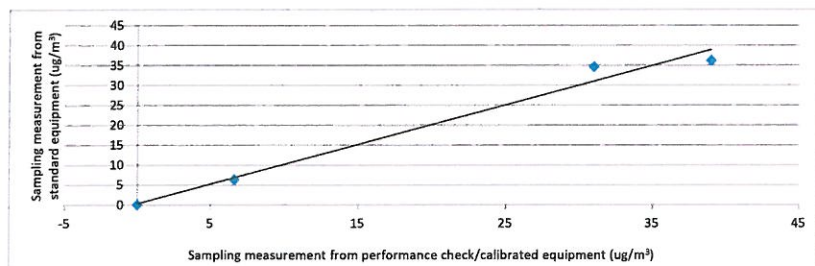
TYPE : HIGH VOLUME AIR SAMPLER
 MANUFACTURER : TISCH
 MODEL NO. : TE-5170
 EQUIPMENT REF NO. : PTL_HV002
 LAST CALIBRATION DATE : 25/7/2018

EQUIPMENT PERFORMANCE CHECK / CALIBRATION RESULTS:

Trial no. in 1-hr period	Time	Mean Temp (°C)	Mean Pressure (hPa)	Concentration in ug/m ³ (Standard equipment) (Y - Axis)	Concentration in ug/m ³ (Performance Check / Calibrated equipment) (X - Axis)
Zero Check ¹	16/8/2018, 8:30:00 AM	27.8	1000	0	0
1	16/8/2018, 2:16:00 PM	27.8	1000	36	39
2	16/8/2018, 3:21:00 PM	27.8	1000	35	31
3	16/8/2018, 4:24:00 PM	27.8	1000	6	7

Linear Regression of Y on X

Slope (K- factor) : 1.0000
 Correlation Coefficient : 0.9901
 Validity of Performance Check / Calibration Record : 16/8/2019



- Notes : 1. Zero check conducted as per CAL003 SOP and manufacturer's manual as appropriate.
 2. This report shall not be reproduced, except in full, without prior approval from Pilot Testing Limited.
 3. Performance Check / Calibration result relates to performance check / calibration item(s) as received.

Operator: Lau, Natalie Signature:  Date: 16/8/2018

Checked by: Wong Po Yan, Pauline Signature:  Date: 16/8/2018


REPORT OF PERFORMANCE CHECK / CALIBRATION

PROJECT NAME : PERFORMANCE CHECK / CALIBRATION OF DUST METER
 DATE OF ISSUE : 16/8/2018
 REPORT NO. : HK1810827

PERFORMANCE CHECK / CALIBRATED EQUIPMENT

TYPE : PARTICULATE MONITOR
 MANUFACTURER : MET ONE INSTRUMENTS
 MODEL NO. : BT 645
 SERIAL NO. : X19296
 EQUIPMENT NO. : ---
 PERFORMANCE CHECK / CALIBRATION DATE : 16/8/2018

STANDARD EQUIPMENT

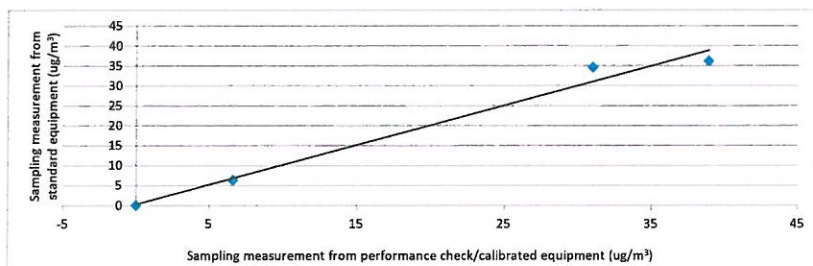
TYPE : HIGH VOLUME AIR SAMPLER
 MANUFACTURER : TISCH
 MODEL NO. : TE-5170
 EQUIPMENT REF NO. : PTL_HV002
 LAST CALIBRATION DATE : 25/7/2018

EQUIPMENT PERFORMANCE CHECK / CALIBRATION RESULTS:

Trial no. in 1-hr period	Time	Mean Temp (°C)	Mean Pressure (hPa)	Concentration in ug/m ³ (Standard equipment) (Y - Axis)	Concentration in ug/m ³ (Performance Check / Calibrated equipment) (X - Axis)
Zero Check ¹	16/8/2018,8:30:00 AM	27.8	1000	0	0
1	16/8/2018,2:16:00 PM	27.8	1000	36	39
2	16/8/2018,3:21:00 PM	27.8	1000	35	31
3	16/8/2018,4:24:00 PM	27.8	1000	6	7

Linear Regression of Y on X

Slope (K- factor) : 1.0000
 Correlation Coefficient : 0.9904
 Validity of Performance Check / Calibration Record : 16/8/2019



- Notes : 1. Zero check conducted as per CAL003 SOP and manufacturer's manual as appropriate.
 2. This report shall not be reproduced, except in full, without prior approval from Pilot Testing Limited.
 3. Performance Check / Calibration result relates to performance check / calibration item(s) as received.

Operator: Lau, Natalie Signature:  Date: 16/8/2018

Checked by: Wong Po Yan, Pauline Signature:  Date: 16/8/2018


REPORT OF PERFORMANCE CHECK / CALIBRATION

PROJECT NAME : PERFORMANCE CHECK / CALIBRATION OF DUST METER
 DATE OF ISSUE : 22/8/2018
 REPORT NO. : HK1810828

PERFORMANCE CHECK / CALIBRATED EQUIPMENT

TYPE : PARTICULATE MONITOR
 MANUFACTURER : MET ONE INSTRUMENTS
 MODEL NO. : BT 645
 SERIAL NO. : X19297
 EQUIPMENT NO. : ---
 PERFORMANCE CHECK / CALIBRATION DATE : 17/8/2018

STANDARD EQUIPMENT

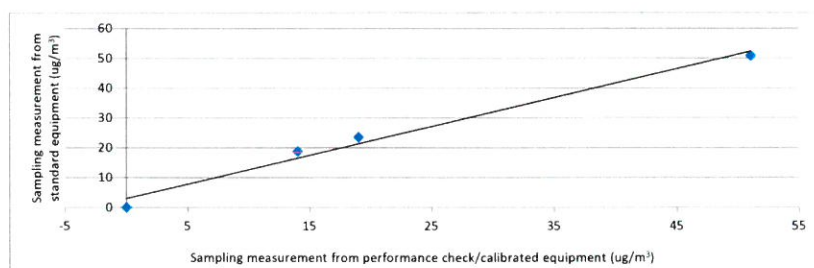
TYPE : HIGH VOLUME AIR SAMPLER
 MANUFACTURER : TISCH
 MODEL NO. : TE-5170
 EQUIPMENT REF NO. : PTL_HV002
 LAST CALIBRATION DATE : 25/7/2018

EQUIPMENT PERFORMANCE CHECK / CALIBRATION RESULTS:

Trial no. in 1-hr period	Time	Mean Temp (°C)	Mean Pressure (hPa)	Concentration in ug/m ³ (Standard equipment) (Y - Axis)	Concentration in ug/m ³ (Performance Check / Calibrated equipment) (X - Axis)
Zero Check ¹	17/8/2018, 7:20:00 AM	28	1005	0	0
1	17/8/2018, 8:24:00 PM	28	1005	51	51
2	17/8/2018, 9:26:00 PM	28	1005	24	19
3	17/8/2018, 10:28:00 PM	28	1005	19	14

Linear Regression of Y on X

Slope (K- factor) : 1.0000
 Correlation Coefficient : 0.9921
 Validity of Performance Check / Calibration Record : 17/8/2019



- Notes : 1. Zero check conducted as per CAL003 SOP and manufacturer's manual as appropriate.
 2. This report shall not be reproduced, except in full, without prior approval from Pilot Testing Limited.
 3. Performance Check / Calibration result relates to performance check / calibration item(s) as received.

Operator: Lau, Natalie Signature: Date: 17/8/2018

Checked by: Wong Po Yan, Pauline Signature: Date: 22/8/2018


REPORT OF PERFORMANCE CHECK / CALIBRATION

PROJECT NAME : PERFORMANCE CHECK / CALIBRATION OF DUST METER
 DATE OF ISSUE : 22/8/2018
 REPORT NO. : HK1810829

PERFORMANCE CHECK / CALIBRATED EQUIPMENT

TYPE : PARTICULATE MONITOR
 MANUFACTURER : MET ONE INSTRUMENTS
 MODEL NO. : BT 645
 SERIAL NO. : X19298
 EQUIPMENT NO. : ---
 PERFORMANCE CHECK / CALIBRATION DATE : 17/8/2018

STANDARD EQUIPMENT

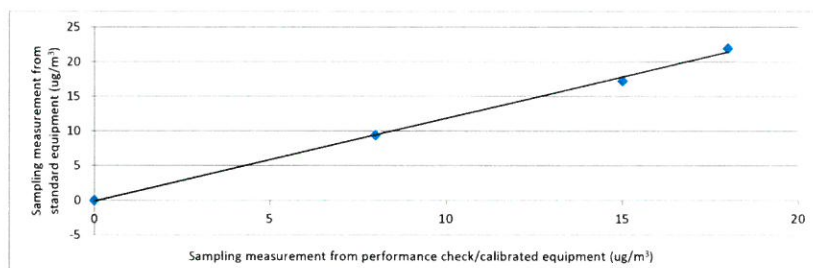
TYPE : HIGH VOLUME AIR SAMPLER
 MANUFACTURER : TISCH
 MODEL NO. : TE-5170
 EQUIPMENT REF NO. : PTL_HV002
 LAST CALIBRATION DATE : 25/7/2018

EQUIPMENT PERFORMANCE CHECK / CALIBRATION RESULTS:

Trial no. in 1-hr period	Time	Mean Temp (C)	Mean Pressure (hPa)	Concentration in ug/m ³ (Standard equipment) (Y - Axis)	Concentration in ug/m ³ (Performance Check / Calibrated equipment) (X - Axis)
Zero Check ¹	17/8/2018,4:50:00 PM	28	1005	0	0
1	17/8/2018,5:52:00 PM	28	1005	22	18
2	17/8/2018,6:58:00 PM	28	1005	17	15
3	17/8/2018,8:00:00 PM	28	1005	9	8

Linear Regression of Y on X

Slope (K- factor) : 1.2000
 Correlation Coefficient : 0.9988
 Validity of Performance Check / Calibration Record : 17/8/2019



- Notes : 1. Zero check conducted as per CAL003 SOP and manufacturer's manual as appropriate.
 2. This report shall not be reproduced, except in full, without prior approval from Pilot Testing Limited.
 3. Performance Check / Calibration result relates to performance check / calibration item(s) as received.

Operator: Lau, Natalie Signature: *Natalie Lau* Date: 17/8/2018

Checked by: Wong Po Yan, Pauline Signature: *Pauline Wong* Date: 22/8/2018



CERTIFICATE OF CALIBRATION

Certificate No.: 18CA0322 01 Page 1 of 2

Item tested

Description:	Sound Level Meter (Type 1)	Microphone
Manufacturer:	Larson Davis	PCB
Type/Model No.:	LxT1	377B02
Serial/Equipment No.:	0003737	171529
Adaptors used:	-	-

Item submitted by

Customer Name: Lam Geotechnics Ltd.
Address of Customer: -
Request No.: -
Date of receipt: 22-Mar-2018

Date of test: 28-Mar-2018

Reference equipment used in the calibration

Description:	Model:	Serial No.	Expiry Date:	Traceable to:
Multi function sound calibrator	B&K 4226	2288444	08-Sep-2018	CIGISMEC
Signal generator	DS 360	61227	01-Apr-2018	CEPREI

Ambient conditions

Temperature: 21 ± 1 °C
Relative humidity: 50 ± 10 %
Air pressure: 1005 ± 5 hPa

Test specifications

- The Sound Level Meter has been calibrated in accordance with the requirements as specified in BS 7580: Part 1: 1997 and the lab calibration procedure SMTP004-CA-152.
- The electrical tests were performed using an electrical signal substituted for the microphone which was removed and replaced by an equivalent capacitance within a tolerance of $\pm 20\%$.
- The acoustic calibration was performed using an B&K 4226 sound calibrator and corrections was applied for the difference between the free-field and pressure responsiveness of the Sound Level Meter.

Test results

This is to certify that the Sound Level Meter conforms to BS 7580: Part 1: 1997 for the conditions under which the test was performed.

Details of the performed measurements are presented on page 2 of this certificate.

Actual Measurement data are documented on worksheets.

Approved Signatory:



Feng Jun Qi

Date: 06-Apr-2018

Company Chop:



Comments: The results reported in this certificate refer to the condition of the instrument on the date of calibration and carry no implication regarding the long-term stability of the instrument.



CERTIFICATE OF CALIBRATION

(Continuation Page)

Certificate No.: 18CA0322 01 Page 2 of 2

1, Electrical Tests

The electrical tests were performed using an equivalent capacitance substituted for the microphone. The results are given in below with test status and the estimated uncertainties. The "Pass" means the result of the test is inside the tolerances stated in the test specifications. The "-" means the result of test is outside these tolerances.

Test:	Subtest:	Status:	Expanded Uncertainty (dB)	Coverage Factor
Self-generated noise	A	Pass	0.3	2.1
	C	Pass	0.8	
	Lin	Pass	1.6	
Linearity range for Leq	At reference range, Step 5 dB at 4 kHz	Pass	0.3	2.2
	Reference SPL on all other ranges	Pass	0.3	
	2 dB below upper limit of each range	Pass	0.3	
	2 dB above lower limit of each range	Pass	0.3	
	At reference range, Step 5 dB at 4 kHz	Pass	0.3	
Linearity range for SPL	A	Pass	0.3	
	C	Pass	0.3	
	Lin	Pass	0.3	
Time weightings	Single Burst Fast	Pass	0.3	
	Single Burst Slow	Pass	0.3	
Peak response	Single 100µs rectangular pulse	N/A	N/A	
R.M.S. accuracy	Crest factor of 3	Pass	0.3	
	Time weighting I	Pass	0.3	
Time averaging	Single burst 5 ms at 2000 Hz	Pass	0.3	
	Repeated at frequency of 100 Hz	Pass	0.3	
	1 ms burst duty factor 1/10 ³ at 4kHz	Pass	0.3	
Pulse range	1 ms burst duty factor 1/10 ⁴ at 4kHz	Pass	0.3	
	Single burst 10 ms at 4 kHz	Pass	0.4	
Sound exposure level	Single burst 10 ms at 4 kHz	Pass	0.4	
Overload indication	SPL	Pass	0.3	
	Leq	Pass	0.4	

2, Acoustic tests

The complete sound level meter was calibrated on the reference range using a B&K 4226 acoustic calibrator with 1000Hz and SPL 94 dB. The sensitivity of the sound level meter was adjusted. The test result at 125 Hz and 8000 Hz are given in below with test status and the estimated uncertainties.

Test:	Subtest	Status	Expanded Uncertainty (dB)	Coverage Factor
Acoustic response	Weighting A at 125 Hz	Pass	0.3	
	Weighting A at 8000 Hz	Pass	0.5	

3, Response to associated sound calibrator

N/A

The expanded uncertainties have been calculated in accordance with the ISO Publication "Guide to the expression of uncertainty in measurement", and gives an interval estimated to have a level of confidence of 95%. A coverage factor of 2 is assumed unless explicitly stated.

- End -

Calibrated by:

Fung Chi Yip
28-Mar-2018

Checked by:

Lam Tze Wai
06-Apr-2018

The standard(s) and equipment used in the calibration are traceable to national or international recognised standards and are calibrated on a schedule to maintain the required accuracy level.



CERTIFICATE OF CALIBRATION

Certificate No.: 18CA0322 02 Page 1 of 2

Item tested

Description:	Sound Level Meter (Type 1)	Microphone
Manufacturer:	Honglim Co., Ltd.	-
Type/Model No.:	HLES-01	CDM101
Serial/Equipment No.:	201692136	05866
Adaptors used:	-	-

Item submitted by

Customer Name:	Lam Environmental Service Ltd.
Address of Customer:	-
Request No.:	-
Date of receipt:	22-Mar-2018

Date of test: 28-Mar-2018

Reference equipment used in the calibration

Description:	Model:	Serial No.	Expiry Date:	Traceable to:
Multi function sound calibrator	B&K 4226	2288444	08-Sep-2018	CIGISMEC
Signal generator	DS 360	33873	25-Apr-2018	CEPREI
Signal generator	DS 360	61227	01-Apr-2018	CEPREI

Ambient conditions

Temperature:	21 ± 1 °C
Relative humidity:	50 ± 10 %
Air pressure:	1000 ± 5 hPa

Test specifications

- The Sound Level Meter has been calibrated in accordance with the requirements as specified in BS 7580: Part 1: 1997 and the lab calibration procedure SMTP004-CA-152.
- The electrical tests were performed using an electrical signal substituted for the microphone which was removed and replaced by an equivalent capacitance within a tolerance of ±20%.
- The acoustic calibration was performed using an B&K 4226 sound calibrator and corrections was applied for the difference between the free-field and pressure responsiveness of the Sound Level Meter.


Test results

This is to certify that the Sound Level Meter conforms to BS 7580: Part 1: 1997 for the conditions under which the test was performed.

Details of the performed measurements are presented on page 2 of this certificate.

Actual Measurement data are documented on worksheets.

Approved Signatory:



Feng Jun Qi

Date: 06-Apr-2018

Company Chop:



Comments: The results reported in this certificate refer to the condition of the instrument on the date of calibration and carry no implication regarding the long-term stability of the instrument.



CERTIFICATE OF CALIBRATION

(Continuation Page)

Certificate No.: 18CA0322 02 Page 2 of 2

1, Electrical Tests

The electrical tests were performed using an equivalent capacitance substituted for the microphone. The results are given in below with test status and the estimated uncertainties. The "Pass" means the result of the test is inside the tolerances stated in the test specifications. The "-" means the result of test is outside these tolerances.

Test:	Subtest:	Status:	Expanded Uncertainty (dB)	Coverage Factor
Self-generated noise	A	Pass	0.3	2.1
	C	Pass	0.8	
	Lin	N/A	N/A	
Linearity range for Leq	At reference range, Step 5 dB at 4 kHz	Pass	0.3	
	Reference SPL on all other ranges	Pass	0.3	
	2 dB below upper limit of each range	Pass	0.3	
	2 dB above lower limit of each range	Pass	0.3	
Linearity range for SPL	At reference range, Step 5 dB at 4 kHz	Pass	0.3	
	A	Pass	0.3	
	C	Pass	0.3	
Frequency weightings	Lin	N/A	N/A	
	Single Burst Fast	Pass	0.3	
	Single Burst Slow	Pass	0.3	
Peak response	Single 100µs rectangular pulse	N/A	N/A	
R.M.S. accuracy	Crest factor of 3	Pass	0.3	
Time weighting I	Single burst 5 ms at 2000 Hz	N/A	N/A	
	Repeated at frequency of 100 Hz	N/A	N/A	
Time averaging	1 ms burst duty factor 1/10 ³ at 4kHz	Pass	0.3	
	1 ms burst duty factor 1/10 ⁴ at 4kHz	Pass	0.3	
Pulse range	Single burst 10 ms at 4 kHz	Pass	0.4	
Sound exposure level	Single burst 10 ms at 4 kHz	Pass	0.4	
Overload indication	SPL	Pass	0.3	
	Leq	Pass	0.4	

2, Acoustic tests

The complete sound level meter was calibrated on the reference range using a B&K 4226 acoustic calibrator with 1000Hz and SPL 94 dB. The sensitivity of the sound level meter was adjusted. The test result at 125 Hz and 8000 Hz are given in below with test status and the estimated uncertainties.

Test:	Subtest	Status	Expanded Uncertainty (dB)	Coverage Factor
Acoustic response	Weighting A at 125 Hz	Pass	0.3	
	Weighting A at 8000 Hz	Pass	0.5	

3, Response to associated sound calibrator

N/A

The expanded uncertainties have been calculated in accordance with the ISO Publication "Guide to the expression of uncertainty in measurement", and gives an interval estimated to have a level of confidence of 95%. A coverage factor of 2 is assumed unless explicitly stated.

- End -

Calibrated by:

Date:

Fung Chi Yip
28-Mar-2018

Checked by:

Date:

Lam Tze Wai
06-Apr-2018

The standard(s) and equipment used in the calibration are traceable to national or international recognised standards and are calibrated on a schedule to maintain the required accuracy level.



CERTIFICATE OF CALIBRATION

Certificate No.: 18CA0309 02

Page: 1 of 2

Item tested

Description: Acoustical Calibrator (Class 1)
Manufacturer: Larson Davis
Type/Model No.: CAL200
Serial/Equipment No.: 13098
Adaptors used: -

Item submitted by

Customer: Lam Environmental Service Ltd.
Address of Customer: -
Request No.: -
Date of receipt: 09-Mar-2018

Date of test: 12-Mar-2018

Reference equipment used in the calibration

Description:	Model:	Serial No.	Expiry Date:	Traceable to:
Lab standard microphone	B&K 4180	2341427	11-Apr-2018	SCL
Preamplifier	B&K 2673	2239857	05-May-2018	CEPREI
Measuring amplifier	B&K 2610	2346941	03-May-2018	CEPREI
Signal generator	DS 360	61227	01-Apr-2018	CEPREI
Digital multi-meter	34401A	US36087050	25-Apr-2018	CEPREI
Audio analyzer	8903B	GB41300350	21-Apr-2018	CEPREI
Universal counter	53132A	MY40003662	22-Apr-2018	CEPREI

Ambient conditions

Temperature: 21 ± 1 °C
Relative humidity: 50 ± 10 %
Air pressure: 1000 ± 5 hPa

Test specifications

- 1, The Sound Calibrator has been calibrated in accordance with the requirements as specified in IEC 60942 1997 Annex B and the lab calibration procedure SMTP004-CA-156.
- 2, The calibrator was tested with its axis vertical facing downwards at the specific frequency using insert voltage technique.
- 3, The results are rounded to the nearest 0.01 dB and 0.1 Hz and have not been corrected for variations from a reference pressure of 1013.25 hectoPascals as the maker's information indicates that the instrument is insensitive to pressure changes.

Test results

This is to certify that the sound calibrator conforms to the requirements of annex B of IEC 60942: 1997 for the conditions under which the test was performed. This does not imply that the sound calibrator meets IEC 60942 under any other conditions.


Details of the performed measurements are presented on page 2 of this certificate.

Approved Signatory:


Feng Jun Qi

Date: 12-Mar-2018

Company Chop:



Comments: The results reported in this certificate refer to the condition of the instrument on the date of calibration and carry no implication regarding the long term stability of the instrument.



CERTIFICATE OF CALIBRATION

Certificate No.: 18CA1023 02

Page: 1 of 2

Item tested

Description: Acoustical Calibrator (Class 1)
Manufacturer: Larson Davis
Type/Model No.: CAL200
Serial/Equipment No.: 13437
Adaptors used: -

Item submitted by

Customer: Lam Geotechnics Ltd.
Address of Customer: -
Request No.: -
Date of receipt: 23-Oct-2018

Date of test: 24-Oct-2018

Reference equipment used in the calibration

Description:	Model:	Serial No.	Expiry Date:	Traceable to:
Lab standard microphone	B&K 4180	2412857	20-Apr-2019	SCL
Preamplifier	B&K 2673	2239857	27-Apr-2019	CEPREI
Measuring amplifier	B&K 2610	2346941	08-May-2019	CEPREI
Signal generator	DS 360	33873	24-Apr-2019	CEPREI
Digital multi-meter	34401A	US36087050	23-Apr-2019	CEPREI
Audio analyzer	8903B	GB41300350	23-Apr-2019	CEPREI
Universal counter	53132A	MY40003662	24-Apr-2019	CEPREI

Ambient conditions

Temperature: 20 ± 1 °C
Relative humidity: 50 ± 10 %
Air pressure: 1005 ± 5 hPa

Test specifications

- 1, The Sound Calibrator has been calibrated in accordance with the requirements as specified in IEC 60942 1997 Annex B and the lab calibration procedure SMTP004-CA-156.
- 2, The calibrator was tested with its axis vertical facing downwards at the specific frequency using insert voltage technique.
- 3, The results are rounded to the nearest 0.01 dB and 0.1 Hz and have not been corrected for variations from a reference pressure of 1013.25 hectoPascals as the maker's information indicates that the instrument is insensitive to pressure changes.

Test results

This is to certify that the sound calibrator conforms to the requirements of annex B of IEC 60942: 1997 for the conditions under which the test was performed. This does not imply that the sound calibrator meets IEC 60942 under any other conditions.


Details of the performed measurements are presented on page 2 of this certificate.

Approved Signatory:

Feng Junqi

Date: 24-Oct-2018

Company Chop:



Comments: The results reported in this certificate refer to the condition of the instrument on the date of calibration and carry no implication regarding the long-term stability of the instrument.



CERTIFICATE OF CALIBRATION

Certificate No.: 18CA1114 02 Page 1 of 2

Item tested

Description:	Sound Level Meter (Type 1)	,	Microphone
Manufacturer:	B & K	,	B & K
Type/Model No.:	2236	,	4188
Serial/Equipment No.:	2100736	,	2288941
Adaptors used:	-	,	-

Item submitted by

Customer Name:	Lam Environmental Service Ltd.
Address of Customer:	-
Request No.:	-
Date of receipt:	14-Nov-2018

Date of test: 15-Nov-2018

Reference equipment used in the calibration

Description:	Model:	Serial No.	Expiry Date:	Traceable to:
Multi function sound calibrator	B&K 4226	2288444	23-Aug-2019	CIGISMEC
Signal generator	DS 360	33873	24-Apr-2019	CEPREI
Signal generator	DS 360	61227	23-Apr-2019	CEPREI

Ambient conditions

Temperature:	20 ± 1 °C
Relative humidity:	50 ± 10 %
Air pressure:	1000 ± 5 hPa

Test specifications

- 1, The Sound Level Meter has been calibrated in accordance with the requirements as specified in BS 7580: Part 1: 1997 and the lab calibration procedure SMTP004-CA-152.
- 2, The electrical tests were performed using an electrical signal substituted for the microphone which was removed and replaced by an equivalent capacitance within a tolerance of ±20%.
- 3, The acoustic calibration was performed using an B&K 4226 sound calibrator and corrections was applied for the difference between the free-field and pressure response of the Sound Level Meter.

Test results

This is to certify that the Sound Level Meter conforms to BS 7580: Part 1: 1997 for the conditions under which the test was performed.

Details of the performed measurements are presented on page 2 of this certificate.


Actual Measurement data are documented on worksheets.

Approved Signatory:


Feng Junqi

Date: 15-Nov-2018

Company Chop:



Comments: The results reported in this certificate refer to the condition of the instrument on the date of calibration and carry no implication regarding the long-term stability of the instrument.



CERTIFICATE OF CALIBRATION

(Continuation Page)

Certificate No.: 18CA1114 02 Page 2 of 2

1, Electrical Tests

The electrical tests were performed using an equivalent capacitance substituted for the microphone. The results are given in below with test status and the estimated uncertainties. The "Pass" means the result of the test is inside the tolerances stated in the test specifications. The "-" means the result of test is outside these tolerances.

Test:	Subtest:	Status:	Expanded Uncertainty (dB)	Coverage Factor
Self-generated noise	A	Pass	0.3	
	C	Pass	1.0	2.1
	Lin	Pass	2.0	2.2
Linearity range for Leq	At reference range, Step 5 dB at 4 kHz	Pass	0.3	
	Reference SPL on all other ranges	Pass	0.3	
	2 dB below upper limit of each range	Pass	0.3	
	2 dB above lower limit of each range	Pass	0.3	
Linearity range for SPL	At reference range, Step 5 dB at 4 kHz	Pass	0.3	
	Frequency weightings			
Time weightings	A	Pass	0.3	
	C	Pass	0.3	
	Lin	Pass	0.3	
Peak response	Single Burst Fast	Pass	0.3	
	Single Burst Slow	Pass	0.3	
R.M.S. accuracy	Single 100µs rectangular pulse	Pass	0.3	
Time weighting I	Crest factor of 3	Pass	0.3	
	Single burst 5 ms at 2000 Hz	Pass	0.3	
Time averaging	Repeated at frequency of 100 Hz	Pass	0.3	
	1 ms burst duty factor 1/10 ³ at 4kHz	Pass	0.3	
Pulse range	1 ms burst duty factor 1/10 ⁴ at 4kHz	Pass	0.3	
	Single burst 10 ms at 4 kHz	Pass	0.4	
Sound exposure level	Single burst 10 ms at 4 kHz	Pass	0.4	
Overload indication	SPL	Pass	0.3	
	Leq	Pass	0.4	

2, Acoustic tests

The complete sound level meter was calibrated on the reference range using a B&K 4226 acoustic calibrator with 1000Hz and SPL 94 dB. The sensitivity of the sound level meter was adjusted. The test result at 125 Hz and 8000 Hz are given in below with test status and the estimated uncertainties.

Test:	Subtest	Status	Expanded Uncertainty (dB)	Coverage Factor
Acoustic response	Weighting A at 125 Hz	Pass	0.3	
	Weighting A at 8000 Hz	Pass	0.5	

3, Response to associated sound calibrator

N/A

The expanded uncertainties have been calculated in accordance with the ISO Publication "Guide to the expression of uncertainty in measurement", and gives an interval estimated to have a level of confidence of 95%. A coverage factor of 2 is assumed unless explicitly stated.

- End -

Calibrated by:

Fung Chi Yip

Date:

15-Nov-2018

Checked by:

Shek Kwong Tat

Date:

15-Nov-2018

The standard(s) and equipment used in the calibration are traceable to national or international recognised standards and are calibrated on a schedule to maintain the required accuracy level.

**REPORT OF EQUIPMENT PERFORMANCE CHECK / CALIBRATION****Information supplied by customer:**

CONTACT: MR. SAM LAM **WORK ORDER:** HK1811147
CLIENT: LAM GEOTECHNICS LIMITED
DATE RECEIVED: 16/11/2018
DATE OF ISSUE: 19/11/2018
ADDRESS: 11/F, CENTRE POINT, 181-185, GLOUCESTER ROAD,
WANCHAI, HONG KONG
PROJECT: ---

METHOD OF PERFORMANCE CHECK/ CALIBRATION:

Ref: APHA22nd ed 2130B

COMMENTS

It is certified that the item under performance check/calibration has been calibrated/checked by corresponding calibrated equipment in the laboratory.

Maximum Tolerance and calibration frequency stated in the report, unless otherwise stated, the internal acceptance criteria of Pilot Testing Limited will be followed.

Scope of Test:	Turbidity
Equipment Type:	Turbidimeter
Brand Name:	Xin Rui
Model No.:	WGZ-3B
Serial No.:	1403009
Equipment No.:	---
Date of Calibration:	19/11/2018

Remarks:

This is the Final Report. Results apply to sample(s) as submitted. All pages of this report have been checked and approved for release.

Approved Signatory:

Ms. Wong Po Yan, Pauline
Assistant Laboratory Manager

Issue Date:

19/11/2018

This report may not be reproduced except with prior written approval from Pilot Testing Limited.

**REPORT OF EQUIPMENT PERFORMANCE CHECK / CALIBRATION**

WORK ORDER: HK1811147
DATE OF ISSUE: 19/11/2018
CLIENT: LAM GEOTECHNICS LIMITED

Equipment Type:	Turbidimeter
Brand Name:	Xin Rui
Model No.:	WGZ-3B
Serial No.:	1403009
Equipment No.:	---
Date of Calibration:	19/11/2018
Date of next Calibration:	19/02/2019

Parameters:**Turbidity**Method Ref: APHA 22nd ed. 2130B

Expected Reading (NTU)	Display Reading (NTU)	Tolerance
0	0.00	---
4	3.98	-0.5%
10	10.12	1.2%
40	43.50	8.8%
100	103.00	3.0%
400	396	-1.0%
1000	925	-7.5%
	Tolerance Limit (\pm)	10%

Remark: "Displayed Reading" presents the figures shown on item under calibration/checking regardless of equipment precision or significant figures.

This report may not be reproduced except with prior written approval from Pilot Testing Limited.



EQUIPMENT PERFORMANCE CHECK / CALIBRATION REPORT

Report No. : HK1811019
Project Name : EQUIPMENT PERFORMANCE CHECK/CALIBRATION REPORT
Date of Issue : 11/10/2018

Customer : LAM ENVIRONMENTAL SERVICES LIMITED
Address : 11/F., CENTRE POINT, 181-185 GLOUCESTER ROAD, WAN CHAI, HONG KONG

Calibration Job No. : HK1811019
Test Item No. : HK1811019-01
Test Item Details
Test Item Description : Sonde
Manufacturer : YSI
Model No. : Professional Plus
Serial No. : 14K100322
Performance Method : Checked according to in-house method CAL005
(References: Temperature (Section 6 of International Accreditation New Zealand Technical Guide No. 3 Second edition March 2008: Working Thermometer Calibration Procedure), pH value (APHA 21e 4500H:B), Salinity (Refer to Conductivity APHA 19e 2510B) , Dissolved oxygen (APHA 19e 4500-O,C))
Test Item Receipt Date : 9/10/2018
Test Item Calibration Date : 10/10/2018

- Notes :
1. This report shall not be reproduced, except in full, without prior approval from Pilot Testing Limited.
 2. Results relate to item(s) as received.
 3. ± indicates the tolerance limit
 4. N/A = Not applicable
 5. APHA - American Public Health Association, American Water Works Association and Water Environment Federation, Standard Methods for the Examination of Water and Wastewater, APHA-AWWA-WEF. USA
 6. DO, pH, salinity and temperature performance check was conducted by Pilot Testing Limited.
 7. Because of high sensitivity and ease of measurement, the conductivity method (according to APHA 19e 2510) is used to determine salinity.

Approved Signatory :

Ms. Wong Po Yan, Pauline
(Assistant Laboratory Manager)

Issue Date:

11/10/2018


REPORT OF EQUIPMENT PERFORMANCE CHECK/CALIBRATION

WORK ORDER: HK1811019
DATE OF ISSUE: 11/10/2018
CLIENT: LAM ENVIRONMENTAL SERVICES LIMITED

Equipment Type	Sonde
Manufacturer	YSI
Model No.	Professional Plus
Serial No.	14K100322
Date of Calibration	10-Oct-18
Date of next Calibration	10-Jan-19

Parameters:

Temperature (Method Ref: Section 6 of International Accreditation New Zealand Technical Guide No.3 Second edition March 2008: Working Thermometer Calibration Procedure)

Reference Reading (°C)	Display Reading (°C)	Deviation (°C)
8.8	8.8	0.0
15.3	15.2	-0.1
25.4	25.3	-0.1
Tolerance Limit		±2.0

pH Value (Method Ref: APHA21e, 4500H:B)

Expected Reading (pH unit)	Reference Reading (pH unit)	Display Reading (pH unit)	Deviation (pH unit)
4.0	4.01	3.98	-0.03
7.0	6.99	7.02	0.03
10.0	10.02	10.03	0.01
Tolerance Limit			±0.20

Conductivity (Method Ref: APHA 19e, 2510)

KCl concentration (mol/L)	Reference Reading (ms/cm)	Display Reading (ms/cm)	Deviation (%)
0.0000	0.00	0.00	--
0.1000	12.3	12.3	-0.16
0.2000	24.0	23.9	-0.33
0.5000	57.1	57.2	0.18
Tolerance Limit			±2.0

Dissolved Oxygen (DO) (Method Ref: APHA 19e, 4500-O, C)

Reference DO reading (mg/L)	DO reading od DO probe (mg/L)	Deviation (mg/L)
7.00	7.01	0.01
6.41	6.43	0.02
4.46	4.41	-0.05
Tolerance Limit		±0.20

- Remarks:
- (1) Maxium tolerance and calibration frequency stated in the report, unless otherwise stated, the internal acceptance criteria of Pilot Testing Limited will be followed.
 - (2) Displayed reading presents the figures shown on item under calibration/checking regardless of equipment precision or significant figures.
 - (3) Because of high sensitivity and ease of measurement, the conductivity method (accordng to APHA 19e 2510) is used to determine salinity.

- End of Report -



ALS Technichem (HK) Pty Ltd
11/F, Chung Shun Knitting Centre
1-3 Wing Yip Street, Kwai Chung
N.T., Hong Kong
T: +852 2610 1044 | F: +852 2610 2021

REPORT OF EQUIPMENT PERFORMANCE CHECK/CALIBRATION

CONTACT:	MR CHAN KA CHUN	WORK ORDER:	HK1900006
CLIENT:	LAM ENVIRONMENTAL LTD		
ADDRESS:	11/F, CENTRE POINT, 181 - 185 GLOUCESTER ROAD WAN CHAI, HONG KONG	SUB-BATCH:	0
		LABORATORY:	HONG KONG
		DATE RECEIVED:	31- Dec- 2018
		DATE OF ISSUE:	10-Jan- 2019

COMMENTS

The performance of the equipment stated in this report is checked with independent reference material and results compared against a calibrated secondary source.

The "Tolerance Limit" quoted is the acceptance criteria applicable for similar equipment used by the ALS Hong Kong laboratory or quoted from relevant international standards.

The "Next Calibration Date" is recommended according to best practice principle as practised by the ALS Hong Kong laboratory or quoted from relevant international standards.

Scope of Test:	Dissolved Oxygen, pH Value, Salinity and Temperature
Equipment Type:	Multifunctional Meter
Brand Name:	YSI
Model No.:	Professional Plus
Serial No.:	14M100277
Equipment No.:	--
Date of Calibration:	10 January, 2019

NOTES

This is the Final Report and supersedes any preliminary report with this batch number.

Results apply to sample(s) as submitted. All pages of this report have been checked and approved for release.

Mr Chan Siu Ming, Vico
Manager - Inorganic

This report may not be reproduced except with prior written approval from ALS Technichem (HK) Pty Ltd.

REPORT OF EQUIPMENT PERFORMANCE CHECK/CALIBRATION



WORK ORDER: HK1900006
SUB-BATCH: 0
DATE OF ISSUE: 10-Jan-2019
CLIENT: LAM ENVIRONMENTAL LTD

Equipment Type: Multifunctional Meter
Brand Name: YSI
Model No.: Professional Plus
Serial No.: 14M100277
Equipment No.: --
Date of Calibration: 10 January, 2019 **Date of Next Calibration:** 10 April, 2019

PARAMETERS:

Dissolved Oxygen **Method Ref: APHA (21st edition), 4500-O: G**

Expected Reading (mg/L)	Displayed Reading (mg/L)	Tolerance (mg/L)
2.67	2.47	- 0.20
6.20	6.28	+ 0.08
8.88	8.83	- 0.05
	Tolerance Limit (mg/L)	± 0.20

pH Value

Method Ref: APHA (21st edition), 4500H:B

Expected Reading (pH unit)	Displayed Reading (pH unit)	Tolerance (pH unit)
4.0	3.97	- 0.03
7.0	6.84	- 0.16
10.0	10.03	+ 0.03
	Tolerance Limit (pH unit)	± 0.20

Salinity

Method Ref: APHA (21st edition), 2520B

Expected Reading (ppt)	Displayed Reading (ppt)	Tolerance (%)
0	0.00	--
10	10.36	+ 3.6
20	18.90	- 5.5
30	27.77	- 7.4
	Tolerance Limit (%)	± 10.0

Remark: "Displayed Reading" presents the figures shown on item under calibration / checking regardless of equipment precision or significant figures.

Mr Chan Siu Ming, Vico
 Manager - Inorganic

REPORT OF EQUIPMENT PERFORMANCE CHECK/CALIBRATION



WORK ORDER: HK1900006
SUB-BATCH: 0
DATE OF ISSUE: 10-Jan-2019
CLIENT: LAM ENVIRONMENTAL LTD

Equipment Type: Multifunctional Meter
Brand Name: YSI
Model No.: Professional Plus
Serial No.: 14M100277
Equipment No.: --
Date of Calibration: 10 January, 2019

Date of Next Calibration: 10 April, 2019

PARAMETERS: Temperature

Method Ref: Section 6 of International Accreditation New Zealand Technical
Guide No. 3 Second edition March 2008: Working Thermometer Calibration Procedure.

Expected Reading (°C)	Displayed Reading (°C)	Tolerance (°C)
10.5	11.3	+ 0.8
21.0	19.8	- 1.2
40.5	39.4	- 1.1
	Tolerance Limit (°C)	± 2.0

Remark: "Displayed Reading" presents the figures shown on item under calibration / checking regardless of equipment precision or significant figures.

A handwritten signature in black ink, appearing to read 'Chan Siu Ming'.

Mr Chan Siu Ming, Vico
Manager - Inorganic