



Noise Monitoring Result

Day Time (0700 - 1900hrs on normal weekdays)

Location: NMC-01 - G/F, Kei Shun Special School

Date	Weather	Time	Measurement Noise Level			Average Noise Level	Baseline Level	Construction Noise Level	Limit Level
			Leq	L10	L90	Leq	Leq	Leq	Leq
			Unit: dB(A), (5-min)			Unit: dB(A), (30-min)			
7 Jan 2020	Fine	8:15	67.8	70.1	63.8	68	69.3	<Baseline Level	70
		8:20	67.7	71.2	62.0				
		8:25	66.7	70.0	60.9				
		8:30	68.7	72.6	64.1				
		8:35	68.7	73.4	63.8				
		8:40	66.3	68.4	61.6				
14 Jan 2020	Cloudy	10:50	69.9	71.4	65.8	69	69.3	<Baseline Level	70
		10:55	69.1	71.3	64.7				
		11:00	68.9	71.1	65.1				
		11:05	68.2	70.8	63.6				
		11:10	68.3	70.5	64.0				
		11:15	68.5	71.6	62.7				
20 Jan 2020	Cloudy	15:15	68.4	70.8	64.3	69	69.3	<Baseline Level	70
		15:20	68.7	71.6	63.6				
		15:25	69.1	71.3	62.7				
		15:30	68.9	71.8	64.4				
		15:35	69.0	71.9	64.7				
		15:40	69.1	71.5	63.8				



Noise Monitoring Result

Day Time (0700 - 1900hrs on normal weekdays)

Location: NMC-02 - 3/F podium, Shun Lee Disciplined Services Quarters Block 6

Date	Weather	Time	Measurement Noise Level			Average Noise Level	Baseline Level	Construction Noise Level	Limit Level
			Leq	L10	L90	Leq	Leq	Leq	Leq
			Unit: dB(A), (5-min)			Unit: dB(A), (30-min)			
7 Jan 2020	Fine	8:53	72.4	75.3	68.6	72	72.0	<Baseline Level	75
		8:58	72.1	76.6	67.5				
		9:03	72.6	77.0	67.8				
		9:08	70.8	75.3	65.9				
		9:13	71.4	73.9	67.1				
		9:18	71.3	75.3	66.6				
14 Jan 2020	Cloudy	10:50	73.4	75.0	70.5	73	72.0	64.0	75
		10:55	72.4	74.5	69.0				
		11:00	73.2	75.0	70.0				
		11:05	72.7	75.0	68.5				
		11:10	72.1	74.0	69.5				
		11:15	71.8	74.0	67.5				
20 Jan 2020	Cloudy	15:10	71.6	73.5	66.5	72	72.0	58.9	75
		15:15	71.3	74.0	66.5				
		15:20	73.1	75.0	69.5				
		15:25	72.0	74.5	66.0				
		15:30	72.6	75.5	68.0				
		15:35	72.4	74.5	66.5				



Noise Monitoring Result

Day Time (0700 - 1900hrs on normal weekdays)

Location: NMC-03 - G/F, Sienna Garden Block 6

Date	Weather	Time	Measurement Noise Level			Average Noise Level	Baseline Level	Construction Noise Level	Limit Level
			Leq	L10	L90	Leq	Leq	Leq	Leq
			Unit: dB(A), (5-min)			Unit: dB(A), (30-min)			
7 Jan 2020	Fine	9:27	74.1	79.5	62.2	75	78.2	<Baseline Level	75
		9:32	75.4	78.9	64.3				
		9:37	73.4	79.1	60.7				
		9:42	74.2	79.3	60.2				
		9:47	75.2	80.9	64.1				
		9:52	74.8	77.8	60.6				
14 Jan 2020	Cloudy	11:30	76.3	79.5	61.0	75	78.2	<Baseline Level	75
		11:35	75.8	80.0	62.0				
		11:40	75.6	79.5	61.5				
		11:45	73.8	77.5	59.0				
		11:50	75.1	78.0	59.5				
		11:55	75.9	80.0	61.5				
20 Jan 2020	Fine	15:55	76.6	79.8	67.5	76	78.2	<Baseline Level	75
		16:00	76.9	80.5	66.4				
		16:05	76.2	80.1	65.7				
		16:10	75.2	79.0	66.5				
		16:15	75.9	79.1	64.2				
		16:20	77.5	81.5	58.9				



Noise Monitoring Result

Day Time (0700 - 1900hrs on normal weekdays)

Location: NMC-04 - 3/F Podium, Po Tat Estate Tat Kai House

Date	Weather	Time	Measurement Noise Level			Average Noise Level	Baseline Level	Construction Noise Level	Limit Level
			Leq	L10	L90	Leq	Leq	Leq	Leq
			Unit: dB(A), (5-min)			Unit: dB(A), (30-min)			
7 Jan 2020	Fine	10:15	66.7	71.4	61.6	66	66.6	<Baseline Level	75
		10:20	66.2	70.2	61.5				
		10:25	65.1	70.2	60.4				
		10:30	65.7	70.7	61.3				
		10:35	65.3	69.7	60.9				
		10:40	67.3	72.3	62.0				
14 Jan 2020	Cloudy	9:45	66.2	68.0	59.5	67	66.6	55	75
		9:50	67.6	69.5	63.0				
		9:55	66.4	68.5	62.5				
		10:00	67.3	69.0	63.0				
		10:05	67.4	69.0	63.0				
		10:10	66.4	68.0	63.5				
21 Jan 2020	Cloudy	15:43	66.7	70.5	62.3	66	66.6	<Baseline Level	75
		15:48	65.3	70.7	60.7				
		15:53	65.9	69.8	60.8				
		15:58	65.6	71.0	60.5				
		16:03	65.1	68.4	60.9				
		16:08	65.0	70.9	60.9				



Noise Monitoring Result

Day Time (0700 - 1900hrs on normal weekdays)

Location: NMC-05 - G/F, Hong Wah Court Block B Yee Hong House

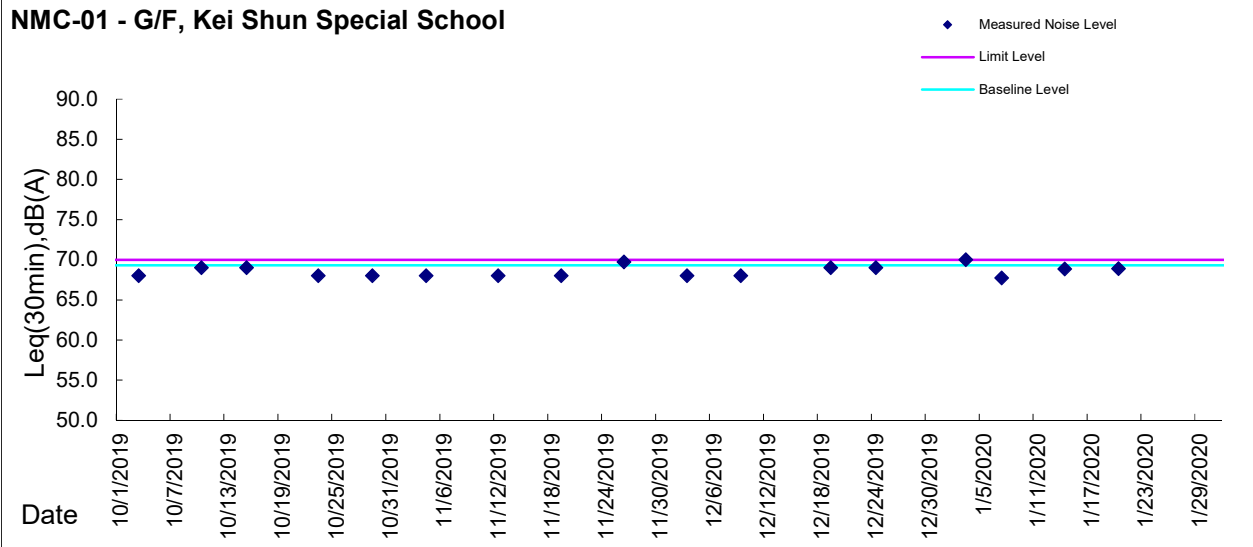
Date	Weather	Time	Measurement Noise Level			Average Noise Level	Baseline Level	Construction Noise Level	Limit Level
			Leq	L10	L90	Leq	Leq	Leq	Leq
			Unit: dB(A), (5-min)			Unit: dB(A), (30-min)			
7 Jan 2020	Fine	10:53	67.8	70.1	63.8	68	61.8	66	75
		10:58	67.7	71.2	62.0				
		11:03	66.7	70.0	60.9				
		11:08	68.7	72.6	64.1				
		11:13	68.7	73.4	63.8				
		11:18	66.3	68.4	61.6				
14 Jan 2020	Cloudy	9:50	71.1	73.0	65.0	71	61.8	71	75
		9:55	72.3	74.4	67.0				
		10:00	72.0	74.5	63.3				
		10:05	71.9	73.9	69.1				
		10:10	70.1	72.4	63.8				
		10:15	70.7	72.6	64.9				
21 Jan 2020	Cloudy	16:17	63.5	66.7	58.7	64	61.8	60	75
		16:22	63.9	68.2	59.6				
		16:27	62.9	67.8	58.0				
		16:32	64.2	67.9	60.2				
		16:37	65.2	68.5	60.7				
		16:42	63.1	65.4	58.9				



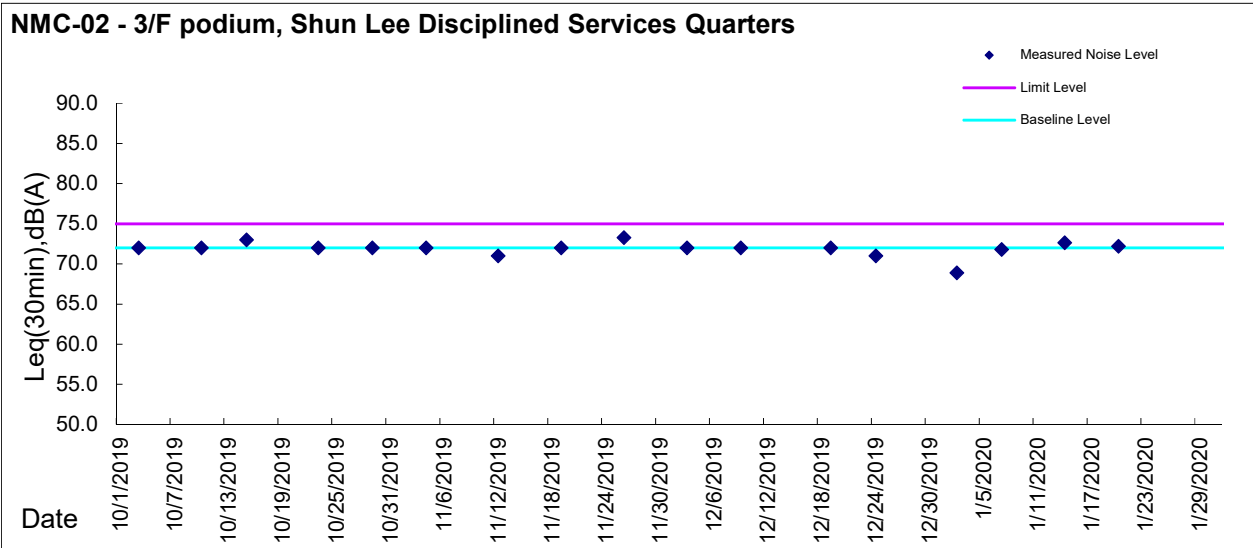
Graphic Presentation of Noise Monitoring Result

Day Time (0700 - 1900hrs on normal weekdays)

NMC-01 - G/F, Kei Shun Special School



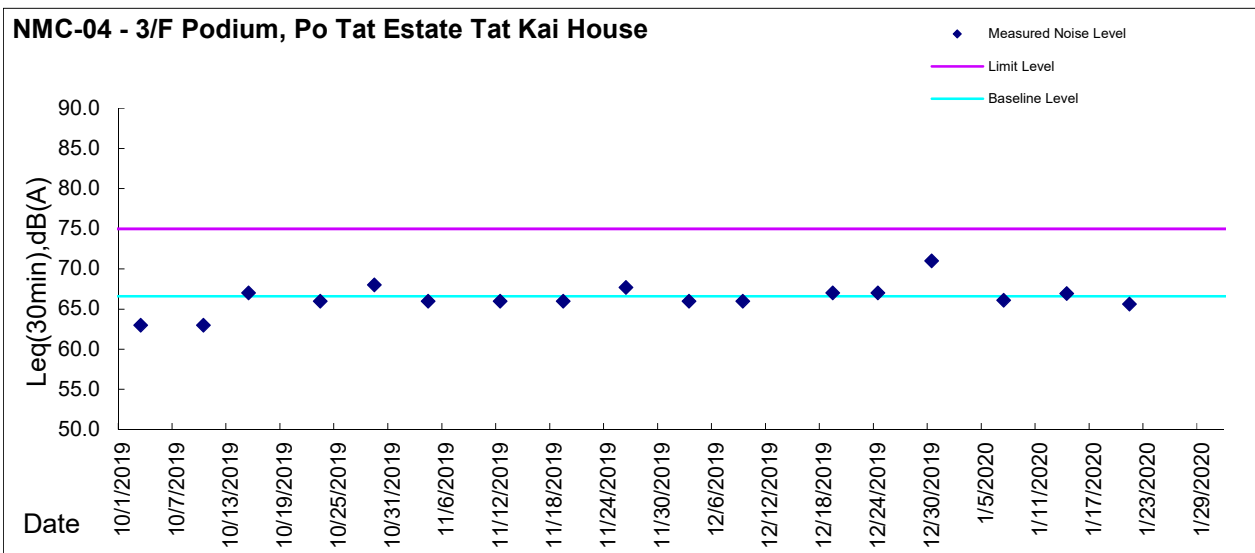
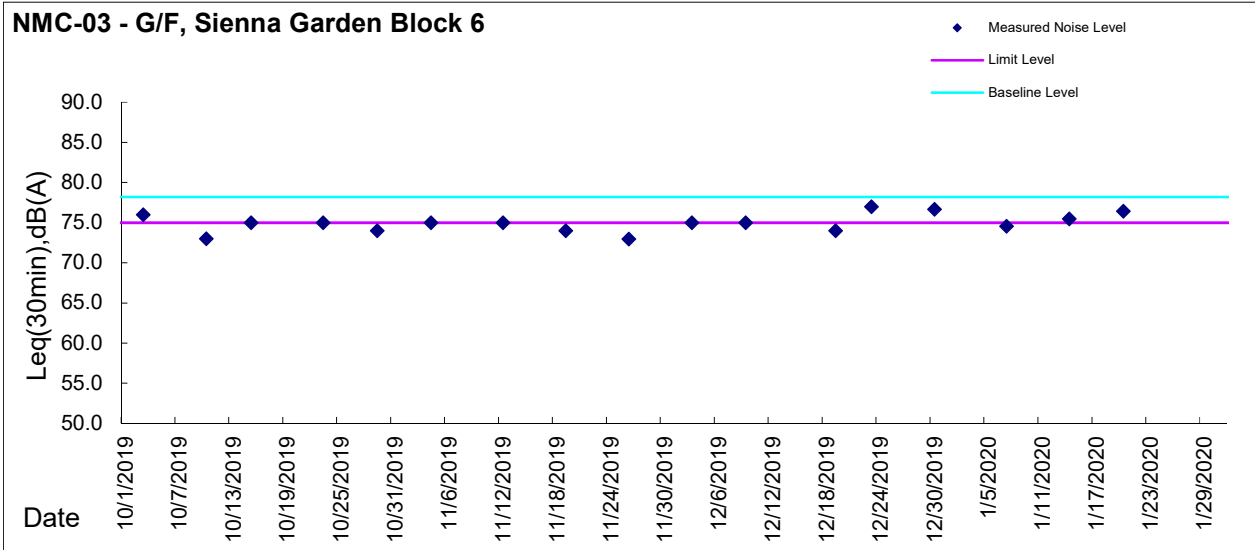
NMC-02 - 3/F podium, Shun Lee Disciplined Services Quarters





Graphic Presentation of Noise Monitoring Result

Day Time (0700 - 1900hrs on normal weekdays)





Graphic Presentation of Noise Monitoring Result
Day Time (0700 - 1900hrs on normal weekdays)

