



CERTIFICATE OF CALIBRATION

Certificate No.: 23CA0317 02-01 Page 1 of 2

Item tested

Description:	Sound Level Meter (Class 1)	Microphone	Preamp
Manufacturer:	Larson Davis	PCB	PCB
Type/Model No.:	LxT1	377B02	PRMLxT1L
Serial/Equipment No.:	0006307	326380	069993
Adaptors used:	-	-	-

Item submitted by

Customer Name: Lam Environmental Services Limited
Address of Customer: -
Request No.: -
Date of receipt: 17-Mar-2023

Date of test: 20-Mar-2023

Reference equipment used in the calibration

Description:	Model:	Serial No.	Expiry Date:	Traceable to:
Multi function sound calibrator	B&K 4226	2288444	23-Aug-2023	CIGISMEC
Signal generator	DS 360	08-Jun	08-Jun-2023	CEPREI

Ambient conditions

Temperature: 22 ± 1 °C
Relative humidity: 55 ± 10 %
Air pressure: 1010 ± 5 hPa

Test specifications

- 1, The Sound Level Meter has been calibrated in accordance with the requirements as specified in BS 7580: Part 1: 1997 and the lab calibration procedure SMTP004-CA-152.
- 2, The electrical tests were performed using an electrical signal substituted for the microphone which was removed and replaced by an equivalent capacitance within a tolerance of $\pm 20\%$.
- 3, The acoustic calibration was performed using an B&K 4226 sound calibrator and corrections was applied for the difference between the free-field and pressure responses of the Sound Level Meter.

Test results

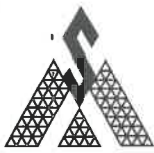
This is to certify that the Sound Level Meter conforms to BS 7580: Part 1: 1997 for the conditions under which the test was performed.

Details of the performed measurements are presented on page 2 of this certificate.

Actual Measurement data are documented on worksheets.

Approved Signatory:  Date: 21-Mar-2023 Company Chop: 

Comments: The results reported in this certificate refer to the condition of the instrument on the date of calibration and carry no implication regarding the long-term stability of the instrument. The results apply to the item as received.



CERTIFICATE OF CALIBRATION

(Continuation Page)

Certificate No.: 23CA0317 02-01 Page 2 of 2

1, Electrical Tests

The electrical tests were performed using an equivalent capacitance substituted for the microphone. The results are given in below with test status and the estimated uncertainties. The "Pass" means the result of the test is inside the tolerances stated in the test specifications. The "-" means the result of test is outside these tolerances.

Test:	Subtest:	Status:	Expanded Uncertainty (dB)	Coverage Factor
Self-generated noise	A	Pass	0.3	2.1
	C	Pass	0.8	
	Lin	Pass	1.6	
Linearity range for Leq	At reference range, Step 5 dB at 4 kHz	Pass	0.3	2.2
	Reference SPL on all other ranges	Pass	0.3	
	2 dB below upper limit of each range	Pass	0.3	
	2 dB above lower limit of each range	Pass	0.3	
Linearity range for SPL	At reference range, Step 5 dB at 4 kHz	Pass	0.3	
	Frequency weightings			
Time weightings	A	Pass	0.3	
	C	Pass	0.3	
	Lin	Pass	0.3	
Peak response	Single Burst Fast	Pass	0.3	
	Single Burst Slow	Pass	0.3	
R.M.S. accuracy	Single 100µs rectangular pulse	Pass	0.3	
	Crest factor of 3	Pass	0.3	
Time weighting I	Single burst 5 ms at 2000 Hz	Pass	0.3	
	Repeated at frequency of 100 Hz	Pass	0.3	
Time averaging	1 ms burst duty factor 1/10 ³ at 4kHz	Pass	0.3	
	1 ms burst duty factor 1/10 ⁴ at 4kHz	Pass	0.3	
Pulse range	Single burst 10 ms at 4 kHz	Pass	0.4	
Sound exposure level	Single burst 10 ms at 4 kHz	Pass	0.4	
Overload indication	SPL	Pass	0.3	
	Leq	Pass	0.4	

2, Acoustic tests

The complete sound level meter was calibrated on the reference range using a B&K 4226 acoustic calibrator with 1000Hz and SPL 94 dB. The sensitivity of the sound level meter was adjusted. The test result at 125 Hz and 8000 Hz are given in below with test status and the estimated uncertainties.

Test:	Subtest	Status	Expanded Uncertainty (dB)	Coverage Factor
Acoustic response	Weighting A at 125 Hz	Pass	0.3	
	Weighting A at 8000 Hz	Pass	0.5	

3, Response to associated sound calibrator

N/A

The expanded uncertainties have been calculated in accordance with the ISO Publication "Guide to the expression of uncertainty in measurement", and gives an interval estimated to have a level of confidence of 95%. A coverage factor of 2 is assumed unless explicitly stated.

- End -

Calibrated by:		Checked by:	
Date:	20-Mar-2023	Date:	21-Mar-2023

The standard(s) and equipment used in the calibration are traceable to national or international recognised standards and are calibrated on a schedule to maintain the required accuracy level.



CERTIFICATE OF CALIBRATION

Certificate No.: 23CA0317 02-04

Page: 1 of 2

Item tested

Description: Acoustical Calibrator (Class 1)
Manufacturer: Larson Davis
Type/Model No.: CAL200
Serial/Equipment No.: 13098
Adaptors used: -

Item submitted by

Customer: Lam Environmental Services Limited.
Address of Customer: -
Request No.: -
Date of receipt: 17-Mar-2023

Date of test: 20-Mar-2023

Reference equipment used in the calibration

Description:	Model:	Serial No.	Expiry Date:	Traceable to:
Lab standard microphone	B&K 4180	2412857	23-May-2023	SCL
Preamplifier	B&K 2673	2743150	28-Jun-2023	CEPREI
Measuring amplifier	B&K 2610	2346941	30-Jun-2023	CEPREI
Signal generator	DS 360	61227	08-Jun-2023	CEPREI
Digital multi-meter	34401A	US36087050	30-May-2023	CEPREI
Audio analyzer	8903B	GB41300350	06-Jul-2023	CEPREI
Universal counter	53132A	MY40003662	13-Jun-2023	CEPREI

Ambient conditions

Temperature: 22 ± 1 °C
Relative humidity: 55 ± 10 %
Air pressure: 1010 ± 5 hPa

Test specifications


- The Sound Calibrator has been calibrated in accordance with the requirements as specified in IEC 60942 1997 Annex B and the lab calibration procedure SMTP004-CA-156.
- The calibrator was tested with its axis vertical facing downwards at the specific frequency using insert voltage technique.
- The results are rounded to the nearest 0.01 dB and 0.1 Hz and have not been corrected for variations from a reference pressure of 1013.25 hectoPascals as the maker's information indicates that the instrument is insensitive to pressure changes.

Test results

This is to certify that the sound calibrator conforms to the requirements of annex B of IEC 60942: 1997 for the conditions under which the test was performed. This does not imply that the sound calibrator meets IEC 60942 under any other conditions.

Details of the performed measurements are presented on page 2 of this certificate.


Approved Signatory:



Feng Junqi

Date: 21-Mar-2023

Company Chop:



Comments: The results reported in this certificate refer to the condition of the instrument on the date of calibration and carry no implication regarding the long-term stability of the instrument. The results apply to the item as received.



CERTIFICATE OF CALIBRATION

(Continuation Page)

Certificate No.: 23CA0317 02-04

Page: 2 of 2

1, Measured Sound Pressure Level

The output Sound Pressure Level in the calibrator head was measured at the setting and frequency shown using a calibrated laboratory standard microphone and insert voltage technique. The results are given in below with the estimated uncertainties.

(Output level in dB re 20 μ Pa)

Frequency Shown Hz	Output Sound Pressure Level Setting dB	Measured Output Sound Pressure Level dB	Estimated Expanded Uncertainty dB
1000	94.00	93.82	0.10

2, Sound Pressure Level Stability - Short Term Fluctuations

The Short Term Fluctuations was determined by measuring the maximum and minimum of the fast weighted DC output of the B&K 2610 measuring amplifier over a 20 second time interval as required in the standard. The Short Term Fluctuation was found to be:

At 1000 Hz STF = 0.011 dB

Estimated expanded uncertainty 0.005 dB

3, Actual Output Frequency

The determination of actual output frequency was made using a B&K 4180 microphone together with a B&K 2673 preamplifier connected to a B&K 2610 measuring amplifier. The AC output of the B&K 2610 was taken to an universal counter which was used to determine the frequency averaged over 20 second of operation as required by the standard. The actual output frequency at 1 KHz was:

At 1000 Hz Actual Frequency = 999.9 Hz

Estimated expanded uncertainty 0.1 Hz Coverage factor k = 2.2

4, Total Noise and Distortion

For the Total Noise and Distortion measurement, the unfiltered AC output of the B&K 2610 measuring amplifier was connected to an Agilent Type 8903 B distortion analyser. The TND result at 1 KHz was:

At 1000 Hz TND = 0.7 %

Estimated expanded uncertainty 0.7 %

The expanded uncertainties have been calculated in accordance with the ISO Publication "Guide to the expression of uncertainty in measurement", and gives an interval estimated to have a level of confidence of 95%. A coverage factor of 2 is assumed unless explicitly stated.

Calibrated by:

Date:

Fung Chi Yip
20-Mar-2023

- End -

Checked by:

Date:

Chan Yuk Yiu
21-Mar-2023

The standard(s) and equipment used in the calibration are traceable to national or international recognised standards and are calibrated on a schedule to maintain the required accuracy level.



Portable Dust Meter Performance Check Record

Portable Dust Meter

Type : Particulate Monitor
Manufacturer : MET ONE INSTRUMENTS
Model Number : AEROCET831
Serial Number : X19298
Performance Check Date : 30-Mar-23

Standard Equipment

Type : High Volume Sampler
Manufacturer : TISCH
Model Number : TE-5170
Equipment Number : HVS018 (S/N:2656)
Last Calibration Date : 4-Mar-23

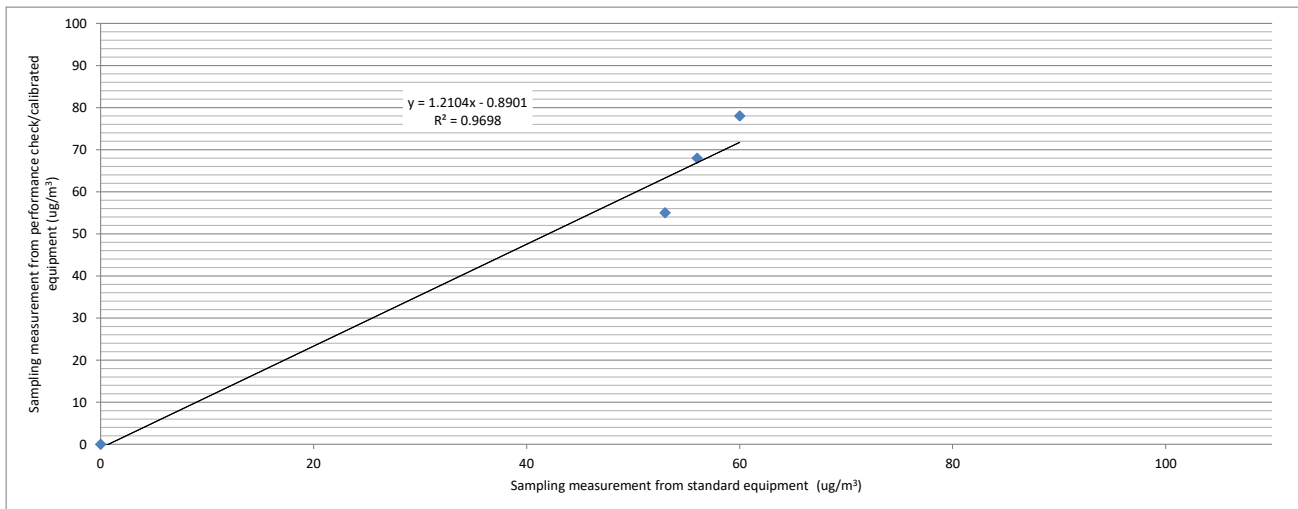
Portable Dust Meter Performance Check Results

Table with 6 columns: Trial no. in 1-hr period, Time, Mean Pressure (hPa), Mean Temp (°C), Concentration in ug/m³ (Standard equipment), Concentration in ug/m³ (Performance Check / Calibrated equipment). Contains 3 rows of data.

* Filter paper weighting was conducted by HOKLAS accredited laboratory.

Linear Regression of Y on X

Slope (K- factor) : 1.3000
Correlation Coefficient : 0.9876
Validity of Performance Check / Calibration Record : 30/3/2023



Operator: Alan Ng

Date: 6-Apr-23

Checked by: Derek Lo

Date: 6-Apr-23



Portable Dust Meter Performance Check Record

Portable Dust Meter

Type : Particulate Monitor
Manufacturer : MET ONE INSTRUMENTS
Model Number : AEROCET831
Serial Number : Y23154
Performance Check Date : 30-Mar-23

Standard Equipment

Type : High Volume Sampler
Manufacturer : TISCH
Model Number : TE-5170
Equipment Number : HVS018 (S/N:2656)
Last Calibration Date : 4-Mar-23

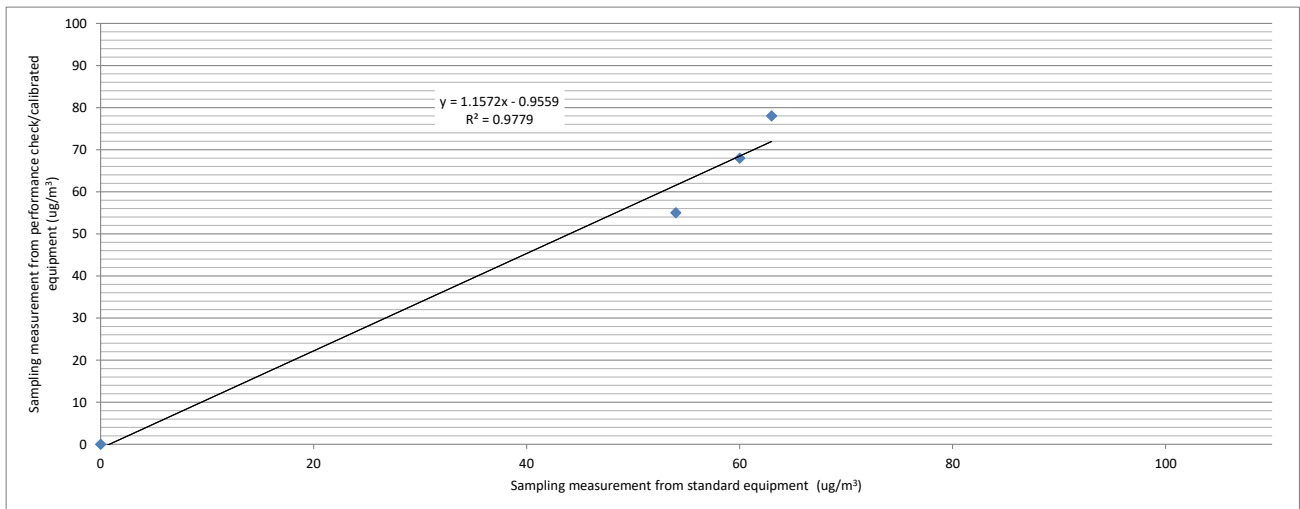
Portable Dust Meter Performance Check Results

Table with 6 columns: Trial no. in 1-hr period, Time, Mean Pressure (hPa), Mean Temp (°C), Concentration in ug/m³ (Standard equipment), Concentration in ug/m³ (Performance Check / Calibrated equipment). Contains 3 rows of data.

* Filter paper weighting was conducted by HOKLAS accredited laboratory.

Linear Regression of Y on X

Slope (K- factor) : 1.2000
Correlation Coefficient : 0.9934
Validity of Performance Check / Calibration Record : 30/3/2023



Operator: Alan Ng

Date: 6-Apr-23

Checked by: Derek Lo

Date: 6-Apr-23



Portable Dust Meter Performance Check Record

Portable Dust Meter

Type : Particulate Monitor
Manufacturer : MET ONE INSTRUMENTS
Model Number : BT-645
Serial Number : X19297
Performance Check Date : 30-Apr-22

Standard Equipment

Type : High Volume Sampler
Manufacturer : TISCH
Model Number : TE-5170
Equipment Number : HVS018 (S/N:2656)
Last Calibration Date : 4-Mar-23

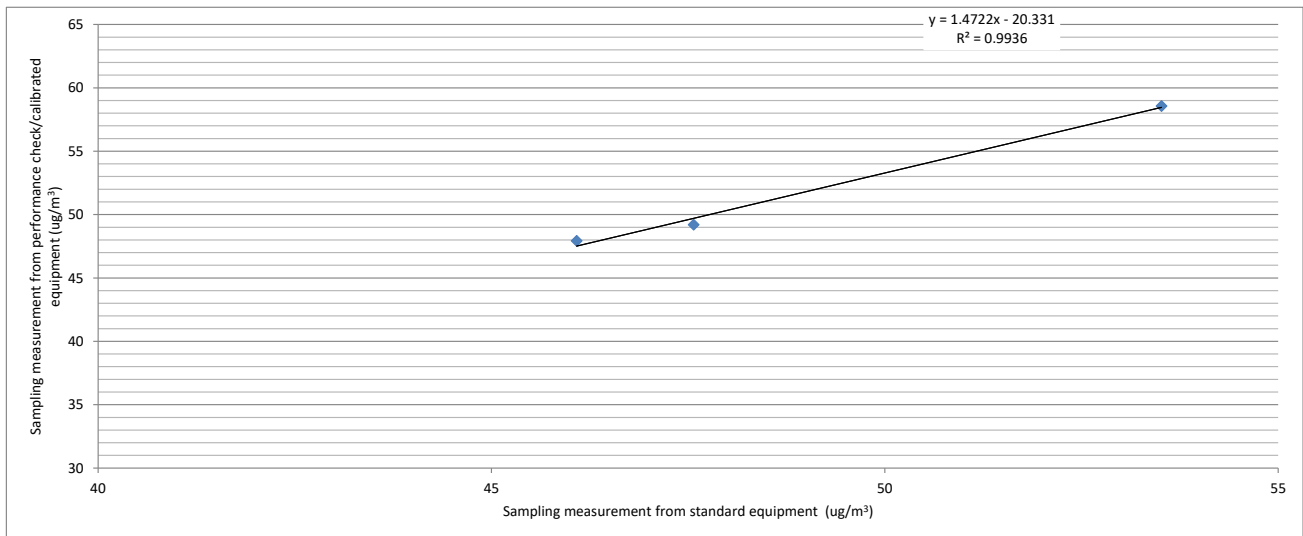
Portable Dust Meter Performance Check Results

Table with 6 columns: Trial no. in 1-hr period, Time, Mean Temp (°C), Mean Pressure (hPa), Concentration in ug/m³ (Standard equipment) (Y - Axis), Concentration in ug/m³ (Performance Check / Calibrated equipment) (X - Axis). Rows 1-3 show data for trials on 30/4/22.

* Filter paper weighting was conducted by HOKLAS accredited laboratory.

Linear Regression of Y on X

Slope (K- factor) : 0.7000
Correlation Coefficient : 0.9968
Validity of Performance Check / Calibration Record : 30/4/2023



Operator: Alan Ng

Date: 7/5/2022

Checked by: Derek Lo

Date: 7/5/2022



Portable Dust Meter Performance Check Record

Portable Dust Meter

Type : Particulate Monitor
Manufacturer : MET ONE INSTRUMENTS
Model Number : BT-645
Serial Number : X19295
Performance Check Date : 9-Jun-23

Standard Equipment

Type : High Volume Sampler
Manufacturer : TISCH
Model Number : TE-5170
Equipment Number : 2493
Last Calibration Date : 25-May-23

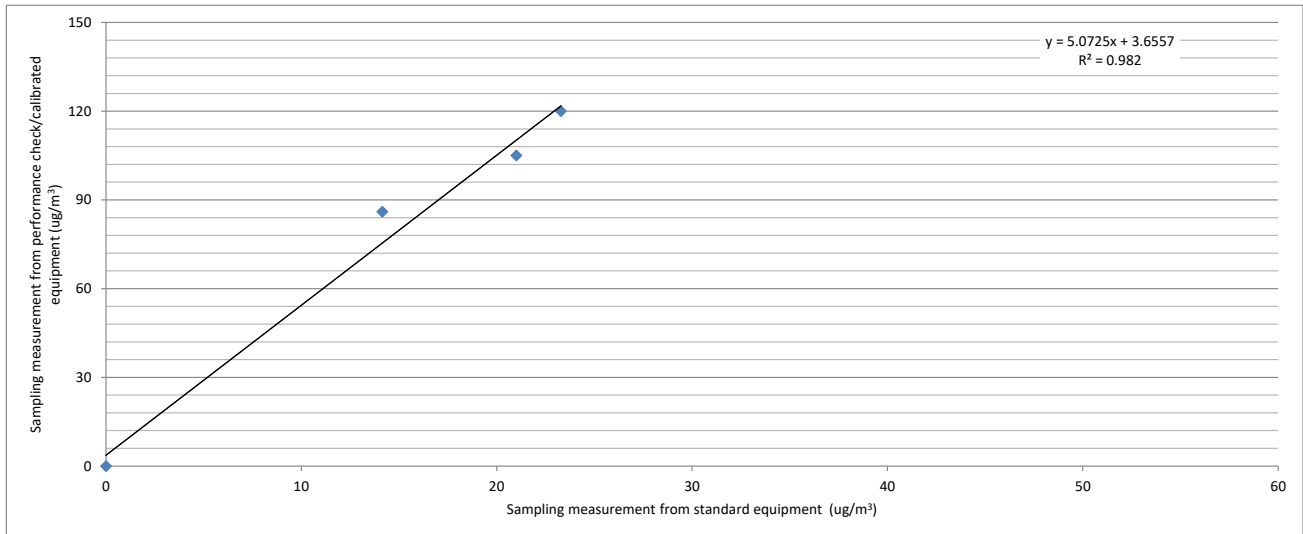
Portable Dust Meter Performance Check Results

Table with 6 columns: Trial no. in 1-hr period, Time, Mean Pressure (hPa), Mean Temp (°C), Concentration in ug/m³ (Standard equipment) (Y - Axis), Concentration in ug/m³ (Performance Check / Calibrated equipment) (X - Axis). Rows 1-3 show data for trials on 9/6/23.

* Filter paper weighting was conducted by HOKLAS accredited laboratory.

Linear Regression of Y on X

Slope (K- factor) : 5.1000
Correlation Coefficient : 0.9909
Validity of Performance Check / Calibration Record : 8/6/2024



Operator: Alan Ng

Date: 14/6/2023

Checked by: Derek Lo

Date: 14/6/2023

Calibration Certificate

Certificate No. **304673**

Page 1 of 2 Pages

Customer : Lam Environmental Services Limited

Address : 19/F, Remex Centre, 42 Wong Chuk Hang Road, Hong Kong

Order No. : Q31684

Date of receipt : 24-May-23

Item Tested

Description : Aerosol Mass Monitor

Manufacturer : Met One

Model : Aerocet 831

I.D. : --

Serial No. : R14332

Test Conditions

Date of Test : 2-Jun-23

Ambient Temperature : (23 ± 3)°C

Supply Voltage : --

Relative Humidity : (50 ± 25) %

Test Specifications

Calibration check.

Calibration procedure : Manufacturer recommended method (gravimetric), Z28.

Test Results

All results were within the tolerance(s).


The results are shown in the attached page(s).


Main Test equipment used:

<u>Equipment No.</u>	<u>Description</u>	<u>Cert. No.</u>	<u>Traceable to</u>
S136B	Stop Watch	303117	SCL-HKSAR
S238	Micro Balance	108228	NIM-PRC
S201	Std. Test Dust	61291	NIST
S207B	Std. Flowmeter	LL-2104002489	NIM-PRC

The values given in this Calibration Certificate only relate to the values measured at the time of the test and any uncertainties quoted will not include allowance for the equipment long term drift, variations with environmental changes, vibration and shock during transportation, overloading, mis-handling, or the capability of any other laboratory to repeat the measurement. Hong Kong Calibration Ltd. shall not be liable for any loss or damage resulting from the use of the equipment.

The test equipment used for calibration are traceable to International System of Units (SI), or by reference to a natural constant.
The test results apply to the above Unit-Under-Test only

Calibrated by : 
Kin Wong

Approved by : 
Steve Kwan

Date: 2-Jun-23



Calibration Certificate

Certificate No. 304673

Page 2 of 2 Pages

Results :

1. General

Internal Filters : checked and found clean.

2. Flow Meter

UUT Nominal Value (LPM)	Measured Value (LPM)	Tolerance (LPM)
2.83	2.85	± 0.15

Uncertainty : ± 0.05 LPM

3. Timer

Reference Value	UUT Reading	Tolerance	Uncertainty
9' 59" 81	10 min	± 2 sec/hr	± 0.5 sec/hr

4. Dust Particle (TSP)

Applied Value ($\mu\text{g}/\text{m}^3$)	UUT Reading ($\mu\text{g}/\text{m}^3$) K Factor : 0.85	Tolerance	Uncertainty
980	1 018	± 20 %	± 10 %

Remark : 1. UUT: Unit-Under-Test

2. The uncertainty claimed is for a confidence probability of not less than 95%.

3. ISO 12103-1 A1 respirable standard test dust was used for the calibration.

4. The K Factor had been adjusted from 1.00 to 0.85.

----- END -----



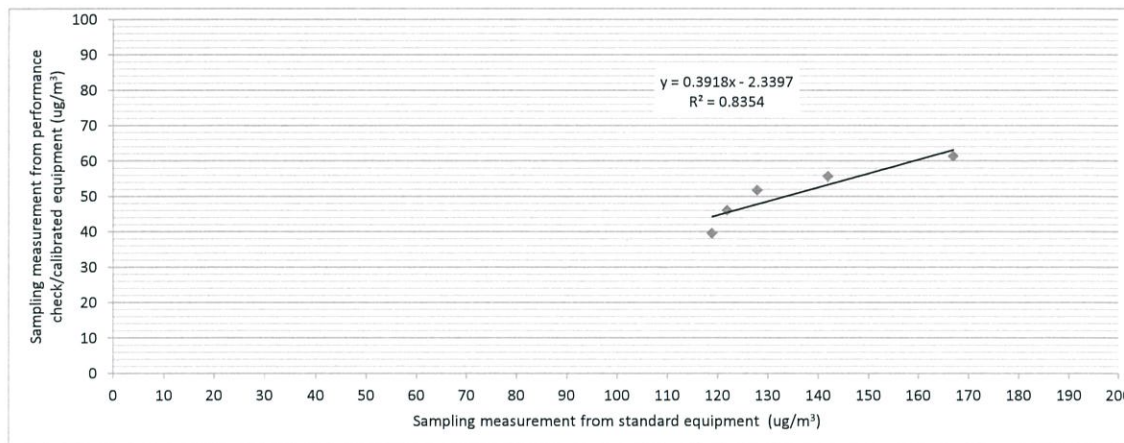
Equipment	Portable Dust Meter	Standard Equipment (High Volume Sampler)
Manufacturer	MET ONE INSTRUMENTS	TISCH
Model Number	AEROCET831	TE-5170
Serial Number	Y23153	2493
Date	3/2/2023	3/2/2023
Location	GCE laboratory-G/FL;No.20 Pak Kung Street., Hung Hom, Kowloon	

Portable Dust Meter Performance Check Results

Check Point	Date & Time	Mean Temp (°C)	Mean Pressure (hPa)	Concentration in ug/m ³ (Standard equipment) (X - Axis)	Concentration in ug/m ³ (Performance Check / Calibrated equipment) (Y - Axis)
1	3/2/2023 9:30 -10:30	18	1019	167	61
2	3/2/2023 11:32 -12:32	18	1019	142	56
3	3/2/2023 12:34 - 13:34	18	1019	128	52
4	3/2/2023 13:36 - 14:36	18	1019	122	46
5	3/2/2023 14:38 - 15:38	18	1019	119	40

Linear Regression of Y on X

Slope (K- factor) : 2.2000
 Correlation Coefficient : 0.9140
 Validity of Performance Check / Calibration Record : 3/2/2024



Operator: Poon Wai Hung Poon Wai Hung

Date: 9/2/2023

Checked by: Lo Kam Chuen Lo Kam Chuen

Date: 9/2/2023



REPORT OF EQUIPMENT PERFORMANCE CHECK/CALIBRATION

CONTACT: DEREK LO
CLIENT: LAM ENVIRONMENTAL SERVICES LTD
ADDRESS: 19/F, REMEX CENTRE,
42 WONG CHUK HANG ROAD,
HONG KONG

WORK ORDER: HK2343070
SUB-BATCH: 0
LABORATORY: HONG KONG
DATE RECEIVED: 27-Oct-2023
DATE OF ISSUE: 07-Nov-2023

GENERAL COMMENTS

The performance of the equipment stated in this report is checked with independent reference material and results compared against a calibrated secondary source.
The "Tolerance Limit" quoted is the acceptance criteria applicable for similar equipment used by the laboratory or quoted from relevant international standards.
The "Next Calibration Date" is recommended according to best practice principle as practised by the laboratory or quoted from relevant international standards.
The validity of equipment/ meter performance only applies to the result(s) stated in the report.
This report superseded any previous report(s) with same work order number.

EQUIPMENT INFORMATION

Equipment information (Brand name, Model No., Serial No. and Equipment No.) is provided by client.
Equipment Type: Multifunctional Meter
Service Nature: Performance Check
Scope: Dissolved Oxygen, pH Value, Salinity and Temperature
Brand Name/ Model No.: [YSI]/ [ProQuatro]
Serial No./ Equipment No.: [20M100002/20M101455]/ [N/A]
Date of Calibration: 01-November-2023

Ms. Lin Wai Yu, Iris
Assistant Manager - Inorganics

This report may not be reproduced except with prior written approval from ALS Technichem (HK) Pty Ltd.

REPORT OF EQUIPMENT PERFORMANCE CHECK/CALIBRATION



WORK ORDER: HK2343070
SUB-BATCH: 0
DATE OF ISSUE: 07-Nov-2023
CLIENT: LAM ENVIRONMENTAL SERVICES LTD

Equipment Type: Multifunctional Meter
 Brand Name/ Model No.: [YSI]/ [ProQuatro]
 Serial No./ Equipment No.: [20M100002/20M101455]/ [N/A]
 Date of Calibration: 01-November-2023 Date of Next Calibration: 01-February-2024

PARAMETERS:

Dissolved Oxygen Method Ref: APHA (23rd edition), 4500O: G

Expected Reading (mg/L)	Displayed Reading (mg/L)	Tolerance (mg/L)
1.71	1.54	-0.17
4.64	4.75	+0.11
8.23	8.14	-0.09
	Tolerance Limit (mg/L)	±0.20

pH Value Method Ref: APHA (23rd edition), 4500H: B

Expected Reading (pH unit)	Displayed Reading (pH unit)	Tolerance (pH unit)
4.0	3.90	-0.10
7.0	7.07	+0.07
10.0	9.86	-0.14
	Tolerance Limit (pH unit)	±0.20

Salinity Method Ref: APHA (23rd edition), 2520B

Expected Reading (ppt)	Displayed Reading (ppt)	Tolerance (%)
0	0.01	--
10	9.85	-1.5
20	19.94	-0.3
30	29.45	-1.8
	Tolerance Limit (%)	±10.0

Remark: "Displayed Reading" presents the figures shown on item under calibration / checking regardless of equipment precision or significant figures.

Ms. Lin Wai Yu, Iris
 Assistant Manager - Inorganics

REPORT OF EQUIPMENT PERFORMANCE CHECK/CALIBRATION



WORK ORDER: HK2343070
SUB-BATCH: 0
DATE OF ISSUE: 07-Nov-2023
CLIENT: LAM ENVIRONMENTAL SERVICES LTD

Equipment Type: Multifunctional Meter
Brand Name/ Model No.: [YSI]/ [ProQuatro]
Serial No./ Equipment No.: [20M100002/20M101455]/ [N/A]
Date of Calibration: 01-November-2023 Date of Next Calibration: 01-February-2024

PARAMETERS:

Temperature

Method Ref: Section 6 of International Accreditation New Zealand Technical Guide No. 3 Second edition March 2008: Working Thermometer Calibration Procedure.

Expected Reading (°C)	Displayed Reading (°C)	Tolerance (°C)
7.0	5.3	-1.7
24.0	22.7	-1.3
40.0	38.6	-1.4
	Tolerance Limit (°C)	±2.0

Remark: "Displayed Reading" presents the figures shown on item under calibration / checking regardless of equipment precision or significant figures.

Ms. Lin Wai Yu, Iris
Assistant Manager - Inorganics



Calibration Report

Calibration No. : 52508051- K06D1702
Laboratory : FT LaboratoriesLtd.
Address : Lot No. DD77 Section 1552 S.Ass 1RP, Ng Chow South Road, Ping Che, Fanling, New Territories
Telephone : (852) 2758 4861
Facsimile : (852) 2758 8962

Customer : **Lam Environmental Services Limited**
Address : **19/F., Remex Centre, 42 Wong Chuk Hang Road, Hong Kong**

Item Calibrated : Name/Description: Turbidimeter
Manufacturer: Shanghai Xinrui Instruments & Meters co.,Ltd
Model no: WGZ-3B
Equipment no.: 1807073

Reference Standard / Major Measurement : C23/01 under NCRM reference material number GBW(E) 120125.
Standard Solution of Formazine Turbidity

Equipment

Calibration Method : In-house calibration method according to Ref: APHA22nd ed 213 OB

Date of item received : 06 Oct.,2023
Date of Calibration : 13 Oct.,2023

Location of Calibration : Chemical Laboratory of FT LaboratoriesLtd.

Calibration Conditions

Temperature : 20 ± 3 °C
Relative Humidity : 30% to 80%

Test Results : The test results are detailed in the subsequent page(s).

Certified by :

Date of Issue: 19 OCT 2023

CHAN Joseph Nicolas (Senior Technical Engineer)

- Notes:**
- (1) The above equipment has been calibrated against standards which are traceable to internationally recognized standards.
 - (2) This certificate shall not be reproduced, except in full, without the written approval of FT LaboratoriesLtd.



Calibration Report

Calibration No. : 52508051- K06D1702

Results

Turbidity of standard solution used (NTU)	Measured value (NTU)	Error (%)
0	0	---
4	4.00	0.00%
10	9.98	-0.20%
40	40.02	0.05%
100	99.98	-0.02%
400	399.5	-0.13%
1000	999.6	-0.04%

Remarks:

- (A) Each reported result is the mean of three measurements on UUT (unit-under-test).
- (B) The values given in this Calibration Report only relate to the unit-under-test and the values measured at the time of the test. Any uncertainties quoted will not include allowances for the environmental changes, variation and shock during transportation, or the capability of any other laboratory to repeat the measurement.
- (C) Before calibration, UUT and reference equipment was placed in the laboratory for at least one hour.

< End of Report >

Calibrated by: CH Cheung
Date: 13 Oct., 2023

Checked by: Joseph Chan
Date: 19 OCT 2023



Calibration Report

Calibration No. : 52508051- L22D2802

Laboratory : FT LaboratoriesLtd.

Address : Lot No. DD77 Section 1552 S.Ass 1RP, Ng Chow South Road, Ping Che, Fanling, New Territories

Telephone : (852) 2758 4861

Facsimile : (852) 2758 8962

Customer : **Lam Environmental Services Limited**

Address : **19/F., Remex Centre, 42 Wong Chuk Hang Road, Hong Kong**

Item Calibrated : Name/Description: Turbidimeter
Manufacturer: Shanghai Xinrui Instruments & Meters co.,Ltd
Model no: WGZ-3B
Equipment no.: 2209057

Reference Standard / Major Measurement : C23/01 under NCRM reference material number GBW(E) 120125.
Standard Solution of Formazine Turbidity

Equipment

Calibration Method : In-house calibration method according to Ref: APHA22nd ed 213 OB

Date of item received : 22 Nov.,2023

Date of Calibration : 04 Dec.,2023

Location of Calibration : Chemical Laboratory of FT LaboratoriesLtd.

Calibration Conditions

Temperature : 20 ± 3 °C

Relative Humidity : 30% to 80%

Test Results : The test results are detailed in the subsequent page(s).

Certified by :

Date of Issue: **- 6 DEC 2023**


 CHAN Joseph Nicolas (Senior Technical Engineer)

-
- Notes:
- (1) The above equipment has been calibrated against standards which are traceable to internationally recognized standards.
 - (2) This certificate shall not be reproduced, except in full, without the written approval of FT LaboratoriesLtd.



Calibration Report

Calibration No. : 52508051- L22D2802

Results

Turbidity of standard solution used (NTU)	Measured value (NTU)	Error (%)
0	0	---
4	4.02	0.50%
10	10.00	0.00%
40	40.03	0.08%
100	99.98	-0.02%
400	399.5	-0.13%
1000	999.8	-0.02%

Remarks:

- (A) Each reported result is the mean of three measurements on UUT (unit-under-test).
- (B) The values given in this Calibration Report only relate to the unit-under-test and the values measured at the time of the test. Any uncertainties quoted will not include allowances for the environmental changes, variation and shock during transportation, or the capability of any other laboratory to repeat the measurement.
- (C) Before calibration, UUT and reference equipment was placed in the laboratory for at least one hour.

< End of Report >

Calibrated by: CH Cheung
Date: 04 Dec.,2023

Checked by: Joseph Chan
Date: - 6 DEC 2023