



Report on 1-hour TSP monitoring at NCWBR_AMS-1 - Shun Lee Fire Station

Action Level ($\mu\text{g}/\text{m}^3$) - 284.4
Limit Level ($\mu\text{g}/\text{m}^3$) - 500.0

Date	Weather Condition	Time	Mass Concentration ($\mu\text{g}/\text{m}^3$)
2-Jan-24	Fine	8:41	62.6
2-Jan-24	Fine	9:42	41.8
2-Jan-24	Fine	10:43	42.9
8-Jan-24	Fine	8:39	143.8
8-Jan-24	Fine	9:40	104.4
8-Jan-24	Fine	10:41	100.4
13-Jan-24	Fine	8:22	81.8
13-Jan-24	Fine	9:23	71.0
13-Jan-24	Fine	10:24	88.7
19-Jan-24	Fine	8:00	46.2
19-Jan-24	Fine	9:01	55.7
19-Jan-24	Fine	10:02	61.6
25-Jan-24	Fine	8:55	109.7
25-Jan-24	Fine	9:56	80.2
25-Jan-24	Fine	10:57	62.5
31-Jan-24	Fine	9:36	67.6
31-Jan-24	Fine	10:37	62.2
31-Jan-24	Fine	13:00	58.5



Report on 1-hour TSP monitoring at NCWBR_AMS-2 - Shun Lee Estate Lee Hang House

Action Level ($\mu\text{g}/\text{m}^3$) - 282.4
Limit Level ($\mu\text{g}/\text{m}^3$) - 500.0

Date	Weather Condition	Time	Mass Concentration ($\mu\text{g}/\text{m}^3$)
2-Jan-24	Fine	8:25	90.3
2-Jan-24	Fine	9:26	63.9
2-Jan-24	Fine	10:27	57.4
8-Jan-24	Fine	8:23	58.7
8-Jan-24	Fine	9:24	44.4
8-Jan-24	Fine	10:25	43.6
13-Jan-24	Fine	8:00	119.3
13-Jan-24	Fine	9:01	95.2
13-Jan-24	Fine	10:02	87.8
19-Jan-24	Fine	8:00	76.7
19-Jan-24	Fine	9:01	86.1
19-Jan-24	Fine	10:02	85.4
25-Jan-24	Fine	9:36	16.5
25-Jan-24	Fine	10:37	27.6
25-Jan-24	Fine	13:00	30.5
31-Jan-24	Fine	9:42	50.2
31-Jan-24	Fine	10:43	35.1
31-Jan-24	Fine	13:00	41.2



Report on 1-hour TSP monitoring at NCWBR_AMS-3 - Shun Lee Disciplined Services
Quarters (Block 6)
Action Level ($\mu\text{g}/\text{m}^3$) - 287.9
Limit Level ($\mu\text{g}/\text{m}^3$) - 500.0

Date	Weather Condition	Time	Mass Concentration ($\mu\text{g}/\text{m}^3$)
2-Jan-24	Fine	8:18	44.7
2-Jan-24	Fine	9:19	50.0
2-Jan-24	Fine	10:20	32.1
8-Jan-24	Fine	8:29	26.9
8-Jan-24	Fine	9:30	26.9
8-Jan-24	Fine	10:31	23.1
13-Jan-24	Fine	8:13	85.1
13-Jan-24	Fine	9:14	90.1
13-Jan-24	Fine	10:15	82.1
19-Jan-24	Fine	8:10	30.5
19-Jan-24	Fine	9:11	29.2
19-Jan-24	Fine	10:12	34.3
25-Jan-24	Fine	8:45	7.0
25-Jan-24	Fine	9:46	13.5
25-Jan-24	Fine	10:46	12.0
31-Jan-24	Fine	9:28	24.1
31-Jan-24	Fine	10:29	23.8
31-Jan-24	Fine	13:00	24.9



Report on 1-hour TSP monitoring at NCWBR_AMS-4 - Sienna Garden

Action Level ($\mu\text{g}/\text{m}^3$) - 281.6
Limit Level ($\mu\text{g}/\text{m}^3$) - 500.0

Date	Weather Condition	Time	Mass Concentration ($\mu\text{g}/\text{m}^3$)
2-Jan-24	Fine	8:18	43.1
2-Jan-24	Fine	9:19	46.3
2-Jan-24	Fine	10:20	32.2
8-Jan-24	Fine	8:23	83.6
8-Jan-24	Fine	9:24	63.2
8-Jan-24	Fine	10:25	60.0
13-Jan-24	Fine	8:42	47.8
13-Jan-24	Fine	9:43	43.7
13-Jan-24	Fine	10:43	43.3
19-Jan-24	Fine	8:41	108.3
19-Jan-24	Fine	9:42	146.2
19-Jan-24	Fine	10:43	132.9
25-Jan-24	Fine	8:49	23.0
25-Jan-24	Fine	9:50	17.4
25-Jan-24	Fine	10:51	24.4
31-Jan-24	Fine	9:23	19.6
31-Jan-24	Fine	10:24	14.3
31-Jan-24	Fine	13:00	12.1



Report on 1-hour TSP monitoring at NCWBR_AMS-5 - Shun Chi Court Shun Fung House

Action Level ($\mu\text{g}/\text{m}^3$) - 270.0
Limit Level ($\mu\text{g}/\text{m}^3$) - 500.0

Date	Weather Condition	Time	Mass Concentration ($\mu\text{g}/\text{m}^3$)
2-Jan-24	Fine	8:00	49.9
2-Jan-24	Fine	9:01	52.2
2-Jan-24	Fine	10:02	25.4
8-Jan-24	Fine	8:00	20.9
8-Jan-24	Fine	9:01	23.1
8-Jan-24	Fine	10:02	21.6
13-Jan-24	Fine	8:06	86.1
13-Jan-24	Fine	9:07	76.7
13-Jan-24	Fine	10:08	71.1
19-Jan-24	Fine	8:26	35.1
19-Jan-24	Fine	9:27	42.5
19-Jan-24	Fine	10:28	54.6
25-Jan-24	Fine	9:40	55.2
25-Jan-24	Fine	10:41	26.4
25-Jan-24	Fine	13:00	23.0
31-Jan-24	Fine	9:14	9.1
31-Jan-24	Fine	10:15	68.6
31-Jan-24	Fine	13:00	7.6



Report on 1-hour TSP monitoring at LTR_AMS-1 - St Edward's Catholic Primary School

Action Level ($\mu\text{g}/\text{m}^3$) - 272.1
Limit Level ($\mu\text{g}/\text{m}^3$) - 500.0

Date	Weather Condition	Time	Mass Concentration ($\mu\text{g}/\text{m}^3$)
2-Jan-24	Fine	8:02	51.9
2-Jan-24	Fine	9:03	35.0
2-Jan-24	Fine	10:04	33.6
8-Jan-24	Fine	8:40	42.5
8-Jan-24	Fine	9:41	34.3
8-Jan-24	Fine	10:42	31.9
13-Jan-24	Fine	8:50	75.8
13-Jan-24	Fine	9:51	82.6
13-Jan-24	Fine	10:52	74.2
19-Jan-24	Fine	8:20	24.1
19-Jan-24	Fine	9:21	26.4
19-Jan-24	Fine	10:22	22.5
25-Jan-24	Fine	9:34	14.7
25-Jan-24	Fine	10:35	10.5
25-Jan-24	Fine	13:00	11.2
31-Jan-24	Fine	8:37	20.7
31-Jan-24	Fine	9:38	14.7
31-Jan-24	Fine	10:39	13.2



Report on 1-hour TSP monitoring at LTR_AMS-2 - Environmental Protection
Department's Restored Landfill Site Office
Action Level ($\mu\text{g}/\text{m}^3$) - 281.1
Limit Level ($\mu\text{g}/\text{m}^3$) - 500.0

Date	Weather Condition	Time	Mass Concentration ($\mu\text{g}/\text{m}^3$)
2-Jan-24	Fine	8:33	61.7
2-Jan-24	Fine	9:34	70.6
2-Jan-24	Fine	10:35	37.2
8-Jan-24	Fine	8:57	21.6
8-Jan-24	Fine	9:58	20.9
8-Jan-24	Fine	10:59	18.8
13-Jan-24	Fine	8:51	45.2
13-Jan-24	Fine	9:52	37.8
13-Jan-24	Fine	10:53	34.6
19-Jan-24	Fine	8:15	67.5
19-Jan-24	Fine	9:16	71.9
19-Jan-24	Fine	10:17	59.9
25-Jan-24	Fine	9:28	27.1
25-Jan-24	Fine	10:29	13.3
25-Jan-24	Fine	13:00	14.7
31-Jan-24	Fine	8:24	48.2
31-Jan-24	Fine	9:25	67.6
31-Jan-24	Fine	10:26	44.5



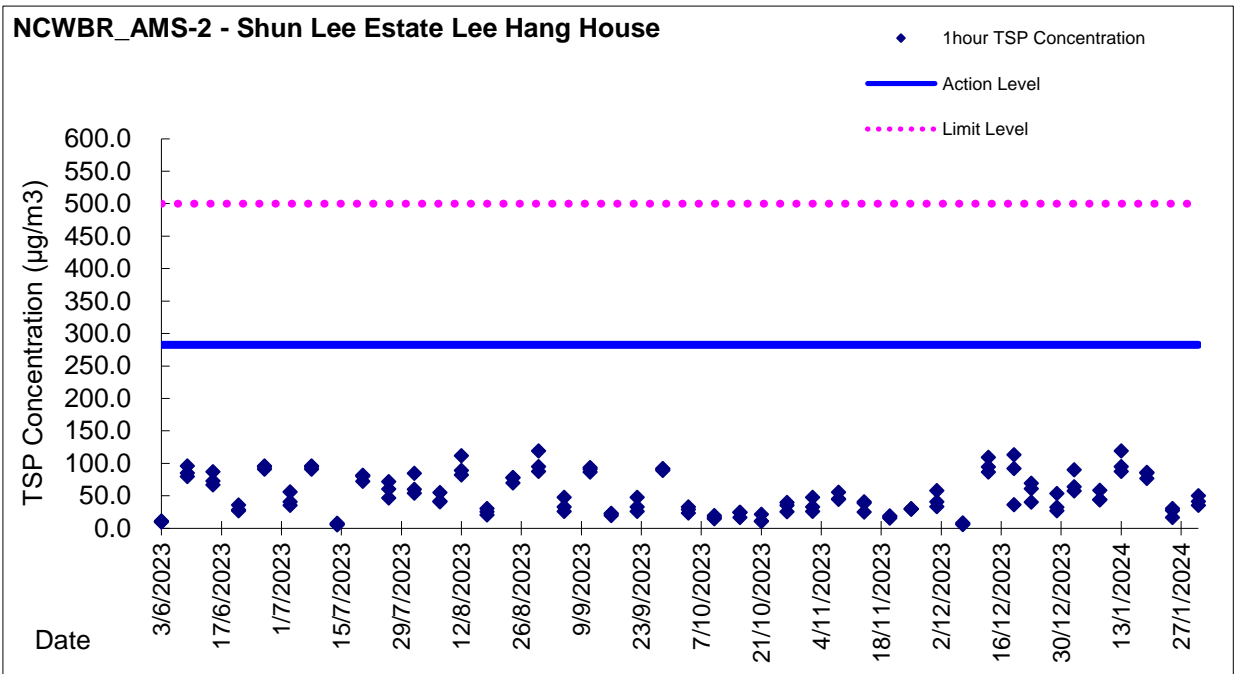
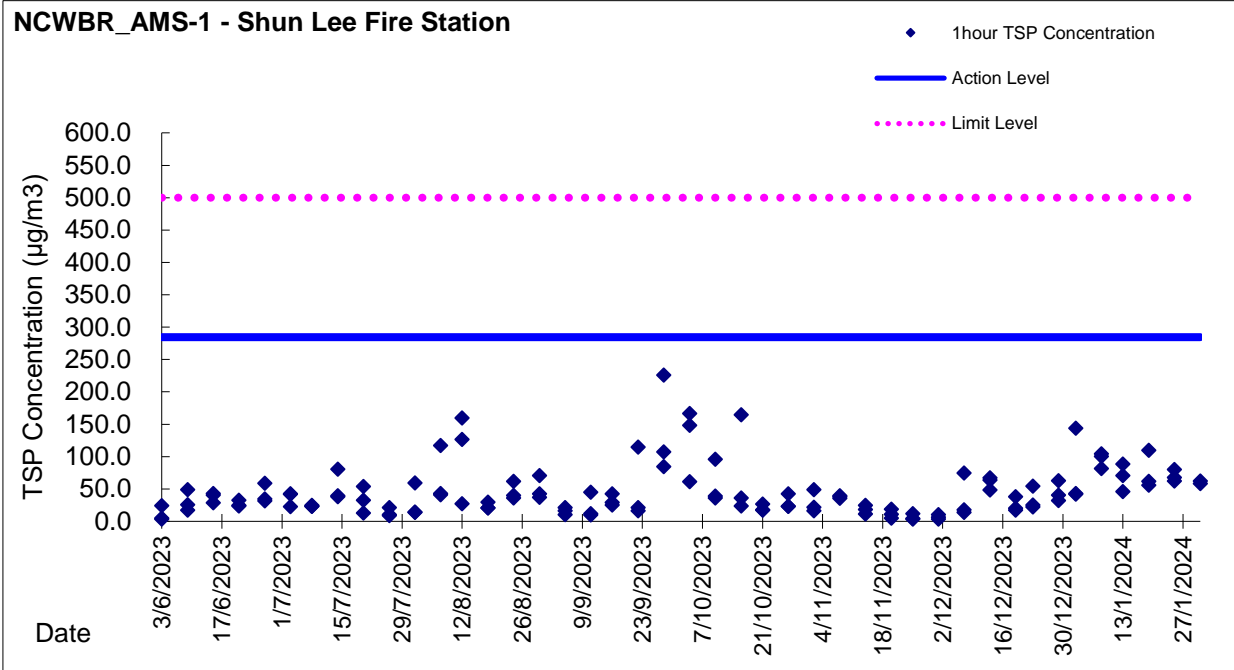
Report on 1-hour TSP monitoring at LTR_AMS-3 - Po Tat Estate Tat Kai House

Action Level ($\mu\text{g}/\text{m}^3$) - 285.1
Limit Level ($\mu\text{g}/\text{m}^3$) - 500.0

Date	Weather Condition	Time	Mass Concentration ($\mu\text{g}/\text{m}^3$)
2-Jan-24	Fine	8:22	46.8
2-Jan-24	Fine	9:23	35.3
2-Jan-24	Fine	10:24	31.2
8-Jan-24	Fine	8:53	51.1
8-Jan-24	Fine	9:54	53.6
8-Jan-24	Fine	10:55	18.5
13-Jan-24	Fine	8:53	70.5
13-Jan-24	Fine	9:54	96.4
13-Jan-24	Fine	10:55	91.0
19-Jan-24	Fine	8:45	36.3
19-Jan-24	Fine	9:46	30.8
19-Jan-24	Fine	10:47	41.9
25-Jan-24	Fine	8:56	6.3
25-Jan-24	Fine	9:57	6.3
25-Jan-24	Fine	10:58	7.1
31-Jan-24	Fine	8:42	10.5
31-Jan-24	Fine	9:43	13.8
31-Jan-24	Fine	10:43	17.6



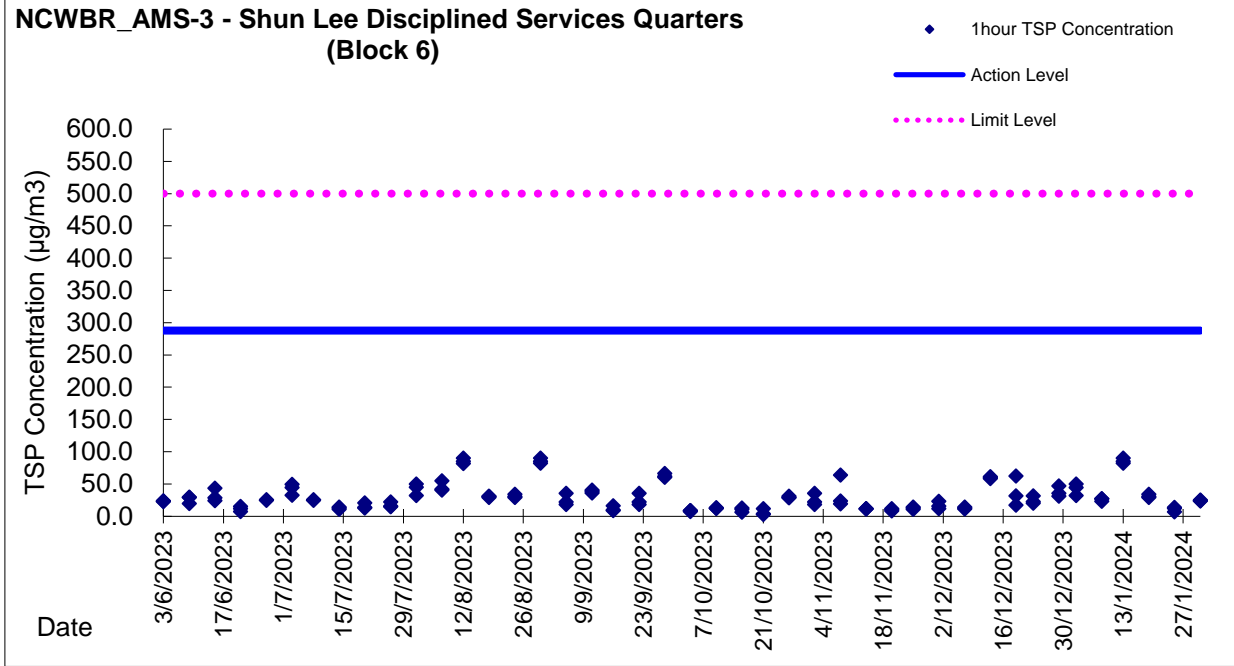
Graphic Presentation of TSP Result



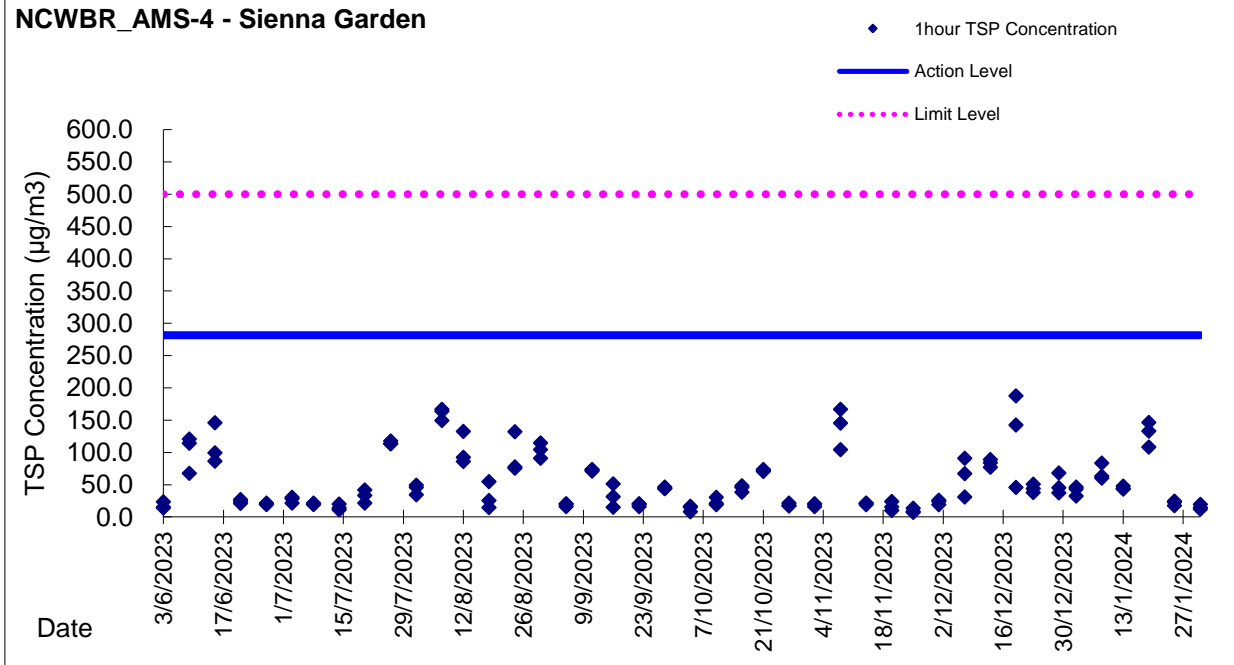


Graphic Presentation of TSP Result

NCWBR_AMS-3 - Shun Lee Disciplined Services Quarters (Block 6)

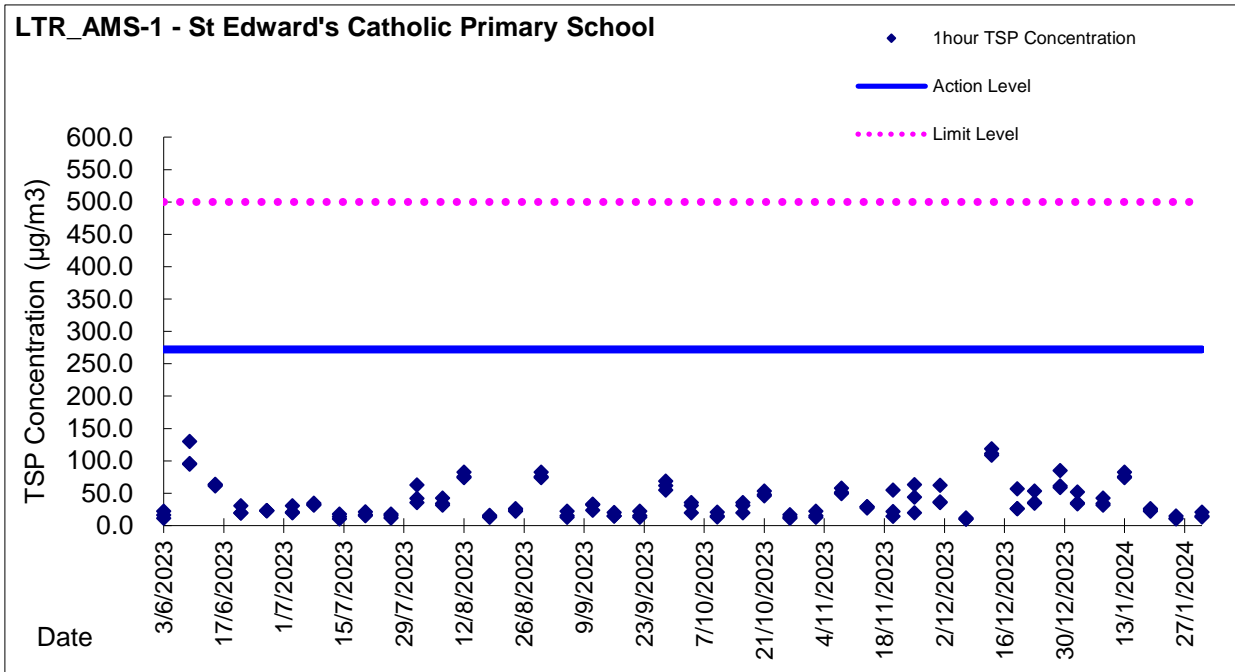
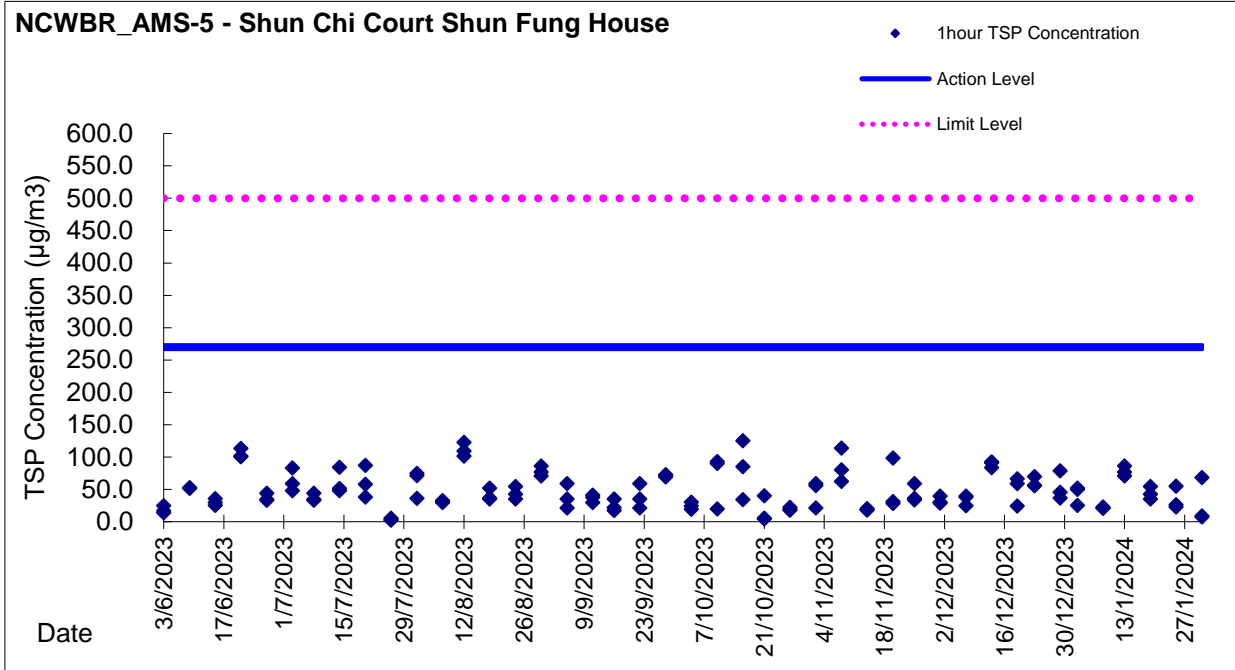


NCWBR_AMS-4 - Sienna Garden





Graphic Presentation of TSP Result





Graphic Presentation of TSP Result

