



Noise Monitoring Result

Day Time (0700 - 1900hrs on normal weekdays)

Location: NMC-01 - G/F, Kei Shun Special School

Date	Weather	Time	Measurement Noise Level			Average Noise Level	Baseline Level	Construction Noise Level	Limit Level
			Leq	L10	L90	Leq	Leq	Leq	Leq
			Unit: dB(A), (5-min)			Unit: dB(A), (30-min)			
8 Feb 2019	Cloudy	13:50	66.8	69.4	61.4	67	69.3	<Baseline Level	70
		13:55	67.3	69.9	60.8				
		14:00	66.8	69.5	61.1				
		14:05	67.1	70.0	62.2				
		14:10	67.6	70.2	62.4				
11 Feb 2019	Cloudy	14:15	66.9	69.5	60.5	68	69.3	<Baseline Level	70
		15:05	67.1	69.8	62.6				
		15:10	68.2	70.0	63.3				
		15:15	67.3	70.1	62.9				
		15:20	67.6	69.6	63.0				
19 Feb 2019	Cloudy	15:25	67.1	70.1	63.1	67	69.3	<Baseline Level	70
		15:30	67.9	70.3	64.5				
		14:45	67.7	70.0	64.0				
		14:50	67.6	70.6	64.7				
		14:55	66.9	70.1	64.3				
26 Feb 2019	Cloudy	15:00	67.1	70.1	64.7	70	69.3	62	70
		15:05	67.6	70.8	65.1				
		15:10	67.0	70.0	63.3				
		11:05	68.0	70.2	63.6				
		11:10	67.6	70.0	62.0				
		11:15	70.6	72.8	66.8				
		11:20	69.4	72.4	64.6				
		11:25	72.7	74.8	67.2				
		11:30	69.9	72.0	66.0				



Noise Monitoring Result

Day Time (0700 - 1900hrs on normal weekdays)

Location: NMC-02 - 3/F podium, Shun Lee Disciplined Services Quarters Block 6

Date	Weather	Time	Measurement Noise Level			Average Noise Level	Baseline Level	Construction Noise Level	Limit Level
			Leq	L10	L90	Leq	Leq	Leq	Leq
			Unit: dB(A), (5-min)			Unit: dB(A), (30-min)			
8 Feb 2019	Cloudy	14:25	71.2	74.0	66.2	71	72.0	<Baseline Level	75
		14:30	71.2	74.3	65.9				
		14:35	70.8	74.5	66.2				
		14:40	71.5	75.3	66.0				
		14:45	71.8	75.9	66.5				
11 Feb 2019	Cloudy	14:50	70.7	74.9	65.7	72	72.0	<Baseline Level	75
		15:40	71.6	73.8	67.4				
		15:45	71.8	74.1	66.8				
		15:50	72.2	74.0	67.1				
		15:55	71.8	73.9	66.8				
19 Feb 2019	Cloudy	16:00	72.4	74.1	67.8	72	72.0	<Baseline Level	75
		16:05	71.5	74.2	67.2				
		15:25	71.2	73.4	67.0				
		15:30	71.2	74.1	67.2				
		15:35	72.3	74.7	68.7				
26 Feb 2019	Cloudy	15:40	71.3	73.9	67.1	73	72.0	65	75
		15:45	71.4	73.3	67.9				
		15:50	71.7	74.0	68.2				
		9:30	73.2	74.6	68.2				
		9:35	72.3	75.1	69.1				
9:40	73.2	74.9	68.8						
9:45	73.3	75.2	67.9						
9:50	72.1	74.4	68.4						
9:55	72.9	75.4	67.7						



Noise Monitoring Result

Day Time (0700 - 1900hrs on normal weekdays)

Location: NMC-03 - G/F, Sienna Garden Block 6

Date	Weather	Time	Measurement Noise Level			Average Noise Level	Baseline Level	Construction Noise Level	Limit Level
			Leq	L10	L90	Leq	Leq	Leq	Leq
			Unit: dB(A), (5-min)			Unit: dB(A), (30-min)			
4 Feb 2019	Fine	9:30	79.7	83.5	64.5	80	78.2	74	75
		9:35	79.4	82.5	62.5				
		9:40	79.1	83.5	63.0				
		9:45	79.8	83.5	64.0				
		9:50	78.9	82.0	61.5				
		9:55	80.1	84.0	64.0				
11 Feb 2019	Cloudy	14:30	78.7	82.0	60.2	78	78.2	<Baseline Level	75
		14:35	78.9	82.2	59.4				
		14:40	78.0	81.4	62.2				
		14:45	78.8	82.0	68.8				
		14:50	76.4	80.6	69.0				
		14:55	76.0	80.8	57.6				
19 Feb 2019	Cloudy	16:10	76.3	78.7	60.7	77	78.2	<Baseline Level	75
		16:15	76.9	79.0	62.3				
		16:20	76.0	80.6	58.8				
		16:25	76.4	81.3	58.1				
		16:30	77.3	80.9	59.7				
		16:35	77.7	81.1	60.4				
26 Feb 2019	Cloudy	10:10	79.6	84.8	62.8	79	78.2	70	75
		10:15	78.9	83.3	63.5				
		10:20	79.1	84.5	63.1				
		10:25	78.7	83.9	62.9				
		10:30	78.2	81.8	62.2				
		10:35	78.3	82.4	63.3				



Noise Monitoring Result

Day Time (0700 - 1900hrs on normal weekdays)

Location: NMC-04 - 3/F Podium, Po Tat Estate Tat Kai House

Date	Weather	Time	Measurement Noise Level			Average Noise Level	Baseline Level	Construction Noise Level	Limit Level
			Leq	L10	L90	Leq	Leq	Leq	Leq
			Unit: dB(A), (5-min)			Unit: dB(A), (30-min)			
8 Feb 2019	Cloudy	13:05	62.6	63.6	60.8	63	66.6	<Baseline Level	75
		13:10	63.1	64.3	62.3				
		13:15	62.3	63.2	60.1				
		13:20	63.5	65.2	61.7				
		13:25	62.5	63.6	60.4				
11 Feb 2019	Cloudy	13:30	62.9	64.8	60.8	63	66.6	<Baseline Level	75
		13:15	63.1	65.6	60.1				
		13:20	63.1	64.8	60.5				
		13:25	62.6	64.9	61.2				
		13:30	61.9	65.3	60.1				
20 Feb 2019	Cloudy	13:35	62.3	66.1	61.2	63	66.6	<Baseline Level	75
		13:20	63.3	66.0	61.4				
		13:15	63.3	66.0	61.4				
		13:10	61.8	64.9	60.1				
		13:05	61.6	65.8	61.2				
26 Feb 2019	Cloudy	13:30	63.1	65.2	60.3	64	66.6	<Baseline Level	75
		13:25	63.8	65.8	61.5				
		13:20	64.3	65.9	61.6				
		13:15	64.1	65.7	61.9				
		13:10	63.8	65.7	61.8				



Noise Monitoring Result

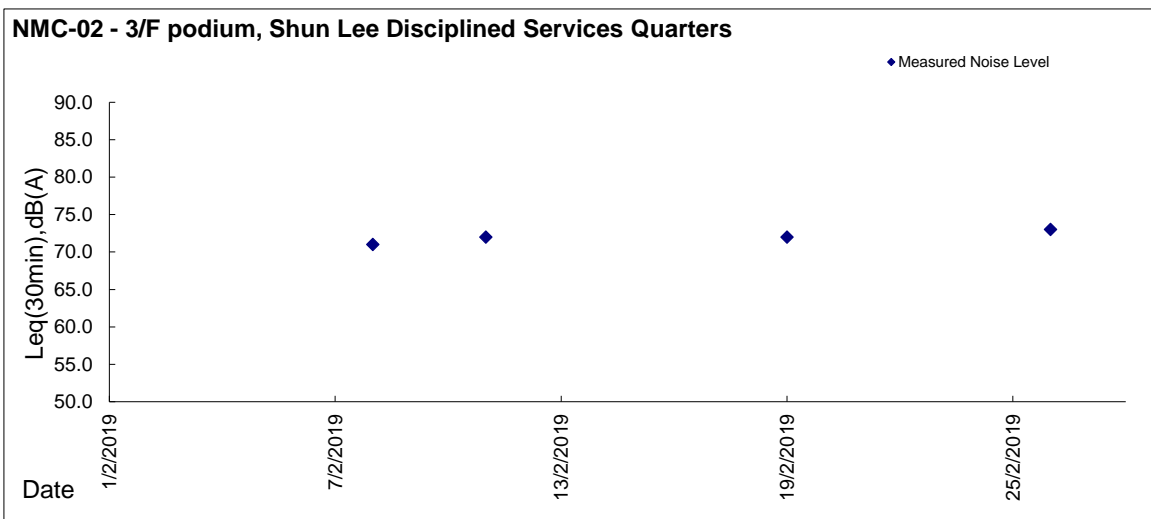
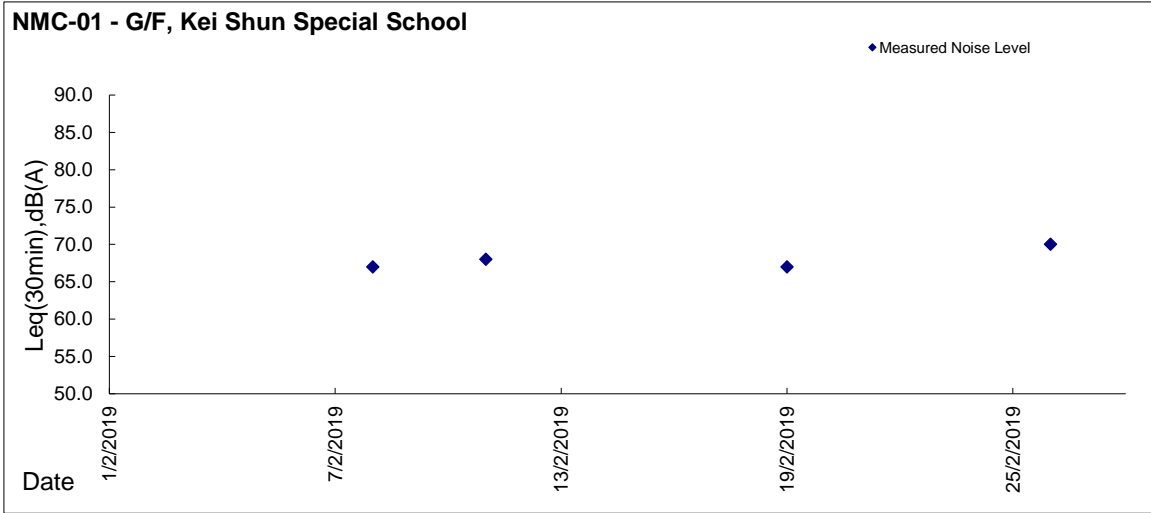
Day Time (0700 - 1900hrs on normal weekdays)

Location: NMC-05 - G/F, Hong Wah Court Block B Yee Hong House

Date	Weather	Time	Measurement Noise Level			Average Noise Level	Baseline Level	Construction Noise Level	Limit Level
			Leq	L10	L90	Leq	Leq	Leq	Leq
			Unit: dB(A), (5-min)			Unit: dB(A), (30-min)			
8 Feb 2019	Cloudy	10:40	58.0	59.2	56.4	58	61.8	<Baseline Level	75
		10:45	58.2	59.2	56.6				
		10:50	57.9	59.1	56.1				
		10:55	58.2	59.0	56.4				
		11:00	58.4	59.7	57.1				
11 Feb 2019	Cloudy	11:05	58.3	59.2	56.2	59	61.8	<Baseline Level	75
		11:10	59.5	61.1	56.9				
		11:15	58.8	60.7	56.3				
		11:20	59.3	61.2	55.6				
		11:25	59.3	61.1	55.9				
20 Feb 2019	Cloudy	11:30	59.0	61.2	55.7	59	61.8	<Baseline Level	75
		11:35	58.4	60.1	54.9				
		14:05	58.3	60.1	55.4				
		14:10	58.4	59.7	56.1				
		14:15	58.3	59.9	55.6				
26 Feb 2019	Cloudy	14:20	59.1	61.0	56.6	61	61.8	<Baseline Level	75
		14:25	58.6	60.3	56.1				
		14:30	58.5	61.2	55.8				
		14:10	60.8	62.0	59.2				
		14:15	60.4	62.4	59.1				
26 Feb 2019	Cloudy	14:20	60.4	62.0	58.9	61	61.8	<Baseline Level	75
		14:25	60.7	63.1	59.3				
		14:30	61.1	63.3	59.1				
		14:35	61.2	63.1	58.7				

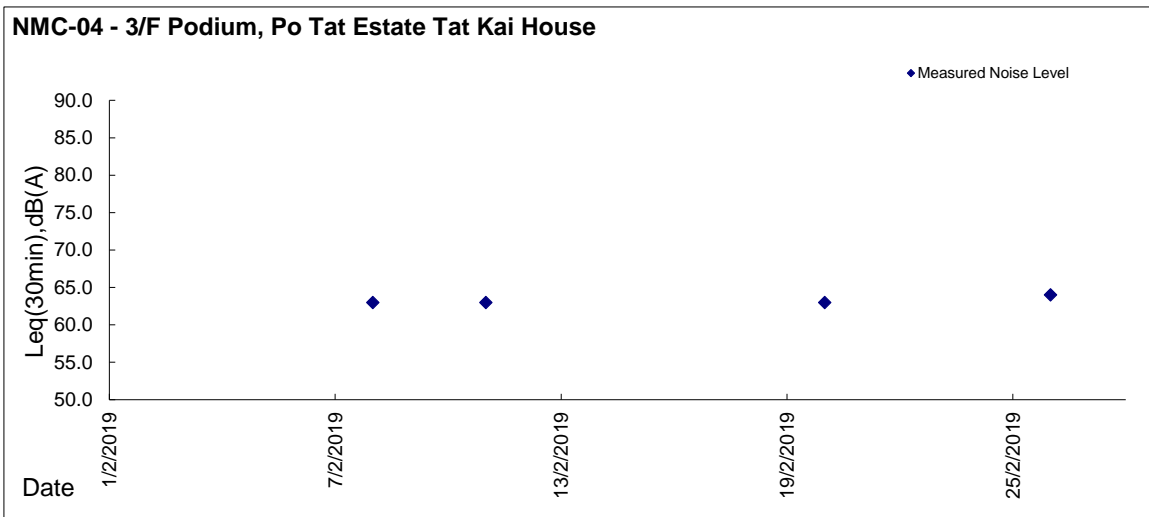
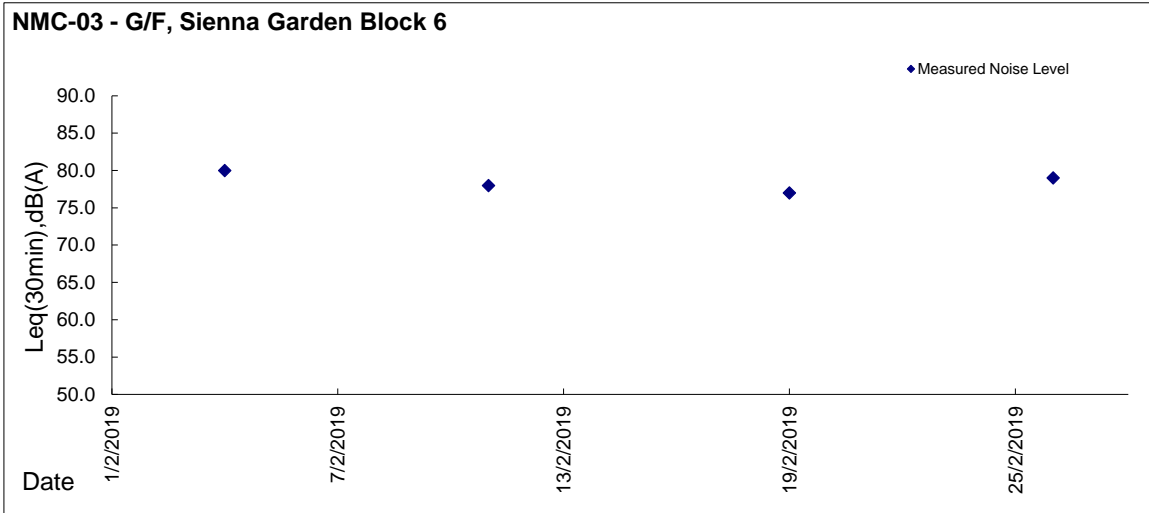


Graphic Presentation of Noise Monitoring Result
Day Time (0700 - 1900hrs on normal weekdays)





Graphic Presentation of Noise Monitoring Result
Day Time (0700 - 1900hrs on normal weekdays)





Graphic Presentation of Noise Monitoring Result

Day Time (0700 - 1900hrs on normal weekdays)

NMC-05 - G/F, Hong Wah Court Block B Yee Hong House

