



Report on 1-hour TSP monitoring at NCWBR\_AMS-1 - Shun Lee Fire Station

Action Level ( $\mu\text{g}/\text{m}^3$ ) - 284.4  
Limit Level ( $\mu\text{g}/\text{m}^3$ ) - 500.0

Date	Weather Condition	Time	Mass Concentration ( $\mu\text{g}/\text{m}^3$ )
2-Feb-19	Cloudy	8:19	48.9
2-Feb-19	Cloudy	9:20	27.8
2-Feb-19	Cloudy	10:21	23.5
8-Feb-19	Fine	8:25	39.1
8-Feb-19	Fine	9:26	31.9
8-Feb-19	Fine	10:27	5.3
14-Feb-19	Cloudy	08:38	20.8
14-Feb-19	Cloudy	09:39	18.6
14-Feb-19	Cloudy	10:40	18.6
20-Feb-19	Cloudy	10:51	54.2
20-Feb-19	Cloudy	13:00	29.9
20-Feb-19	Cloudy	14:01	30.1
26-Feb-19	Cloudy	8:12	37.1
26-Feb-19	Cloudy	9:13	42.1
26-Feb-19	Cloudy	10:14	53.2



Report on 1-hour TSP monitoring at NCWBR\_AMS-2 - Shun Lee Estate Lee Hang House

Action Level ( $\mu\text{g}/\text{m}^3$ ) - 282.4  
Limit Level ( $\mu\text{g}/\text{m}^3$ ) - 500.0

Date	Weather Condition	Time	Mass Concentration ( $\mu\text{g}/\text{m}^3$ )
2-Feb-19	Cloudy	8:20	70.2
2-Feb-19	Cloudy	9:21	71.0
2-Feb-19	Cloudy	10:22	63.2
8-Feb-19	Fine	8:22	36.4
8-Feb-19	Fine	9:23	44.0
8-Feb-19	Fine	10:24	39.0
14-Feb-19	Cloudy	08:57	26.0
14-Feb-19	Cloudy	09:58	29.4
14-Feb-19	Cloudy	10:59	26.9
20-Feb-19	Cloudy	10:31	73.1
20-Feb-19	Cloudy	13:00	34.7
20-Feb-19	Cloudy	14:01	35.6
26-Feb-19	Cloudy	8:38	36.2
26-Feb-19	Cloudy	9:39	48.3
26-Feb-19	Cloudy	10:40	67.7



Report on 1-hour TSP monitoring at NCWBR\_AMS-3 - Shun Lee Disciplined Services

Quarters (Block 6)

Action Level ( $\mu\text{g}/\text{m}^3$ ) - 287.9

Limit Level ( $\mu\text{g}/\text{m}^3$ ) - 500.0

Date	Weather Condition	Time	Mass Concentration ( $\mu\text{g}/\text{m}^3$ )
2-Feb-19	Cloudy	8:21	64.3
2-Feb-19	Cloudy	9:22	68.1
2-Feb-19	Cloudy	10:23	58.5
8-Feb-19	Fine	8:21	32.9
8-Feb-19	Fine	9:22	34.4
8-Feb-19	Fine	10:23	32.9
14-Feb-19	Cloudy	08:10	23.1
14-Feb-19	Cloudy	09:11	22.0
14-Feb-19	Cloudy	10:12	24.2
20-Feb-19	Cloudy	10:42	41.9
20-Feb-19	Cloudy	13:00	27.9
20-Feb-19	Cloudy	14:01	28.2
26-Feb-19	Cloudy	8:45	45.2
26-Feb-19	Cloudy	9:46	55.3
26-Feb-19	Cloudy	10:47	53.8



Report on 1-hour TSP monitoring at NCWBR\_AMS-4 - Sienna Garden

Action Level ( $\mu\text{g}/\text{m}^3$ ) - 281.6  
Limit Level ( $\mu\text{g}/\text{m}^3$ ) - 500.0

Date	Weather Condition	Time	Mass Concentration ( $\mu\text{g}/\text{m}^3$ )
2-Feb-19	Cloudy	8:25	61.0
2-Feb-19	Cloudy	9:26	42.2
2-Feb-19	Cloudy	10:27	38.4
8-Feb-19	Fine	8:39	17.9
8-Feb-19	Fine	9:40	13.4
8-Feb-19	Fine	10:41	13.0
14-Feb-19	Cloudy	08:13	27.7
14-Feb-19	Cloudy	09:14	26.9
14-Feb-19	Cloudy	10:15	27.5
20-Feb-19	Cloudy	10:40	33.6
20-Feb-19	Cloudy	13:01	30.8
20-Feb-19	Cloudy	14:02	15.3
26-Feb-19	Cloudy	8:11	41.3
26-Feb-19	Cloudy	9:12	20.9
26-Feb-19	Cloudy	10:13	62.9



Report on 1-hour TSP monitoring at NCWBR\_AMS-5 - Shun Chi Court Shun Fung House

Action Level ( $\mu\text{g}/\text{m}^3$ ) - 270.0  
Limit Level ( $\mu\text{g}/\text{m}^3$ ) - 500.0

Date	Weather Condition	Time	Mass Concentration ( $\mu\text{g}/\text{m}^3$ )
2-Feb-19	Cloudy	8:25	86.6
2-Feb-19	Cloudy	9:26	62.2
2-Feb-19	Cloudy	10:27	54.5
8-Feb-19	Fine	8:47	31.2
8-Feb-19	Fine	9:48	18.4
8-Feb-19	Fine	10:49	20.0
14-Feb-19	Cloudy	08:26	33.1
14-Feb-19	Cloudy	09:27	35.4
14-Feb-19	Cloudy	10:28	27.2
20-Feb-19	Cloudy	10:40	29.9
20-Feb-19	Cloudy	13:00	19.9
20-Feb-19	Cloudy	14:01	20.7
26-Feb-19	Cloudy	8:07	31.6
26-Feb-19	Cloudy	9:08	18.5
26-Feb-19	Cloudy	10:09	36.3



Report on 1-hour TSP monitoring at LTR\_AMS-1 - St Edward's Catholic Primary School

Action Level ( $\mu\text{g}/\text{m}^3$ ) - 272.1  
Limit Level ( $\mu\text{g}/\text{m}^3$ ) - 500.0

Date	Weather Condition	Time	Mass Concentration ( $\mu\text{g}/\text{m}^3$ )
2-Feb-19	Cloudy	8:22	81.2
2-Feb-19	Cloudy	9:23	72.1
2-Feb-19	Cloudy	10:24	81.0
8-Feb-19	Fine	8:46	25.3
8-Feb-19	Fine	9:47	21.5
8-Feb-19	Fine	10:48	31.2
14-Feb-19	Cloudy	8:14	34.4
14-Feb-19	Cloudy	9:15	21.7
14-Feb-19	Cloudy	10:16	11.3
20-Feb-19	Cloudy	10:51	15.5
20-Feb-19	Cloudy	13:00	26.7
20-Feb-19	Cloudy	14:01	33.6
26-Feb-19	Cloudy	8:40	60.4
26-Feb-19	Cloudy	9:41	86.8
26-Feb-19	Cloudy	10:42	86.6



Report on 1-hour TSP monitoring at LTR\_AMS-2 - Environmental Protection  
Department's Restored Landfill Site Office  
Action Level ( $\mu\text{g}/\text{m}^3$ ) - 281.1  
Limit Level ( $\mu\text{g}/\text{m}^3$ ) - 500.0

Date	Weather Condition	Time	Mass Concentration ( $\mu\text{g}/\text{m}^3$ )
2-Feb-19	Cloudy	8:25	71.9
2-Feb-19	Cloudy	9:26	46.4
2-Feb-19	Cloudy	10:27	41.1
8-Feb-19	Fine	8:26	31.9
8-Feb-19	Fine	9:27	181.0
8-Feb-19	Fine	10:28	25.5
14-Feb-19	Cloudy	8:22	17.4
14-Feb-19	Cloudy	9:23	32.4
14-Feb-19	Cloudy	10:24	19.5
20-Feb-19	Cloudy	10:45	17.7
20-Feb-19	Cloudy	13:00	36.3
20-Feb-19	Cloudy	14:01	45.2
26-Feb-19	Cloudy	8:45	65.4
26-Feb-19	Cloudy	9:46	86.5
26-Feb-19	Cloudy	10:47	77.1

Report on 1-hour TSP monitoring at LTR\_AMS-3 - Po Tat Estate Tat Kai House

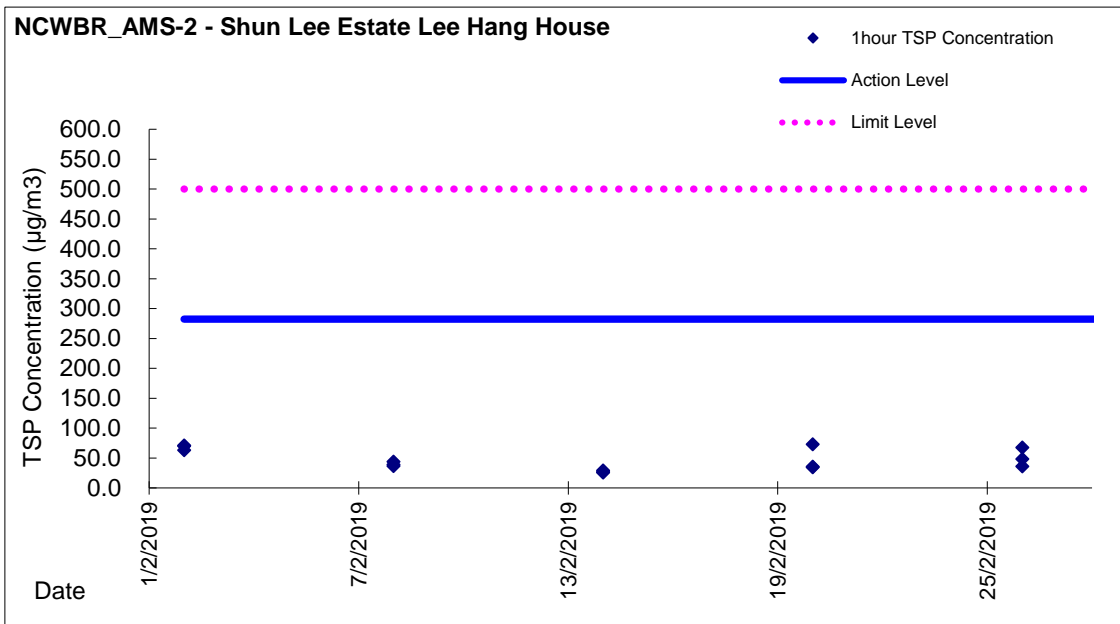
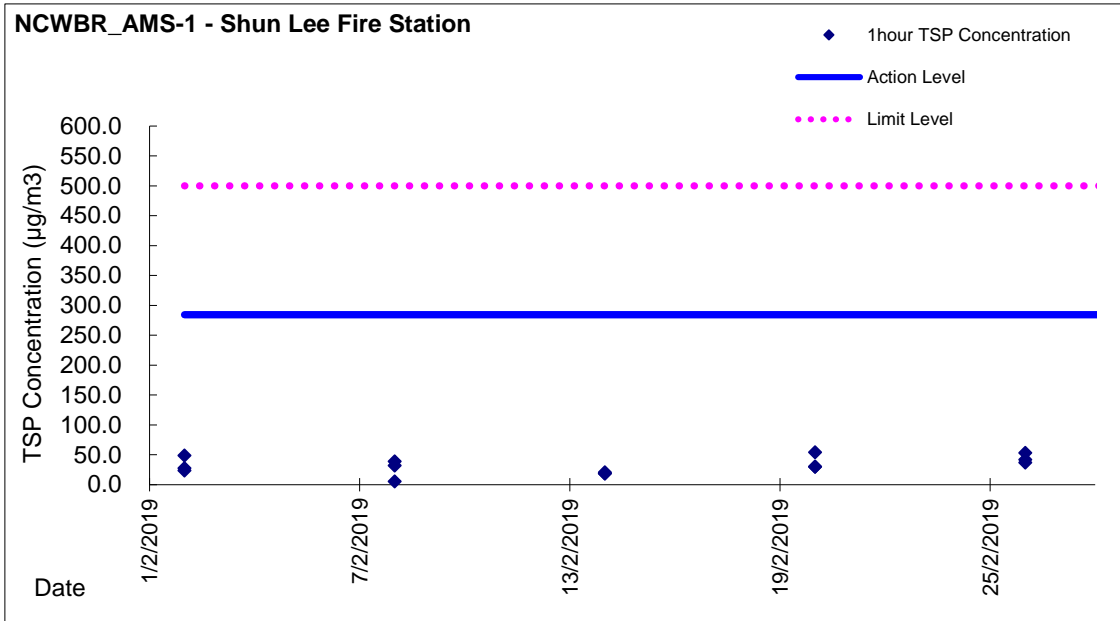
Action Level ( $\mu\text{g}/\text{m}^3$ ) - 285.1  
 Limit Level ( $\mu\text{g}/\text{m}^3$ ) - 500.0

Date	Weather Condition	Time	Mass Concentration ( $\mu\text{g}/\text{m}^3$ )
2-Feb-19	Cloudy	8:28	57.4
2-Feb-19	Cloudy	9:29	62.2
2-Feb-19	Cloudy	10:30	71.3
8-Feb-19	Fine	8:42	29.5
8-Feb-19	Fine	9:43	26.8
8-Feb-19	Fine	10:44	33.3
14-Feb-19	Cloudy	8:29	37.1
14-Feb-19	Cloudy	9:30	23.1
14-Feb-19	Cloudy	10:31	23.7
20-Feb-19	Cloudy	13:00	40.8
20-Feb-19	Cloudy	14:01	41.9
20-Feb-19	Cloudy	15:02	39.1
26-Feb-19	Cloudy	8:50	64.7
26-Feb-19	Cloudy	9:51	76.0
26-Feb-19	Cloudy	10:52	63.4



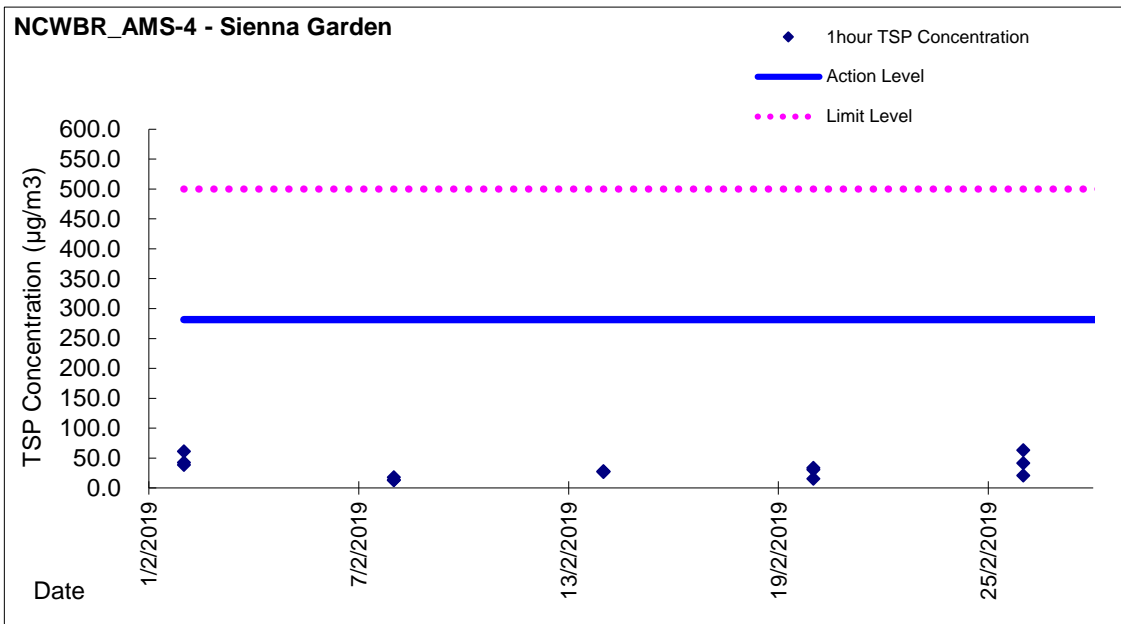
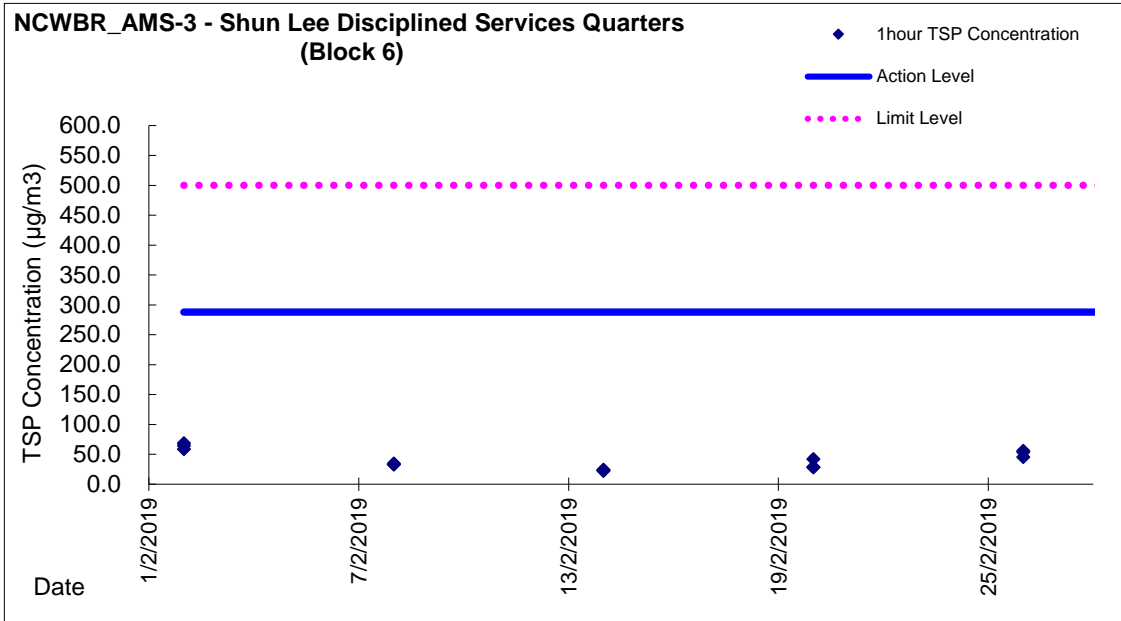


Graphic Presentation of TSP Result



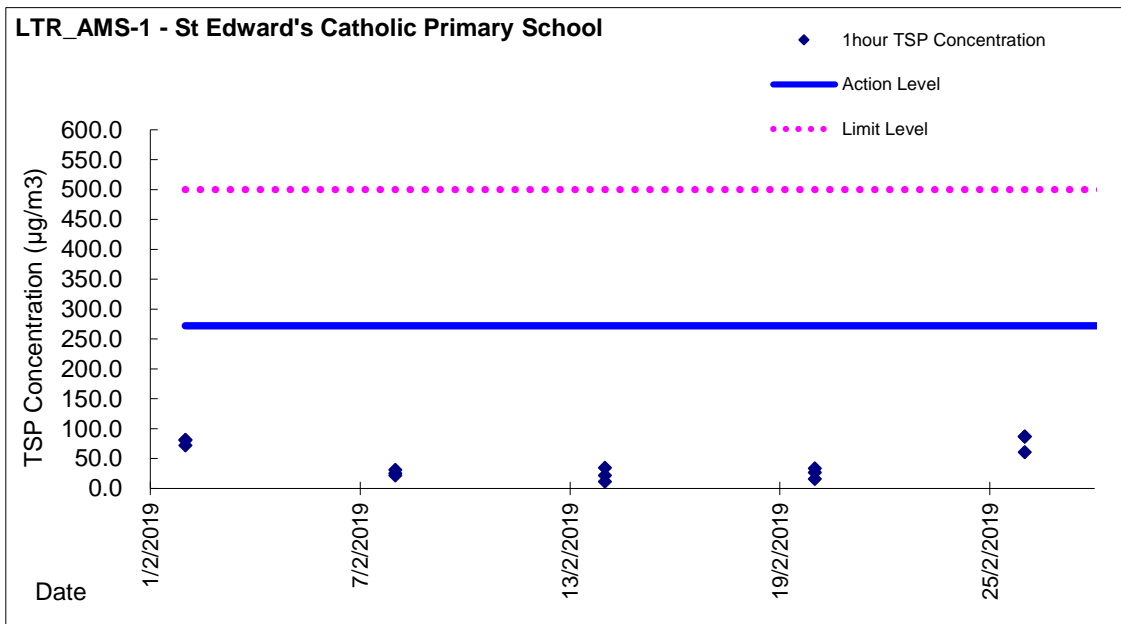
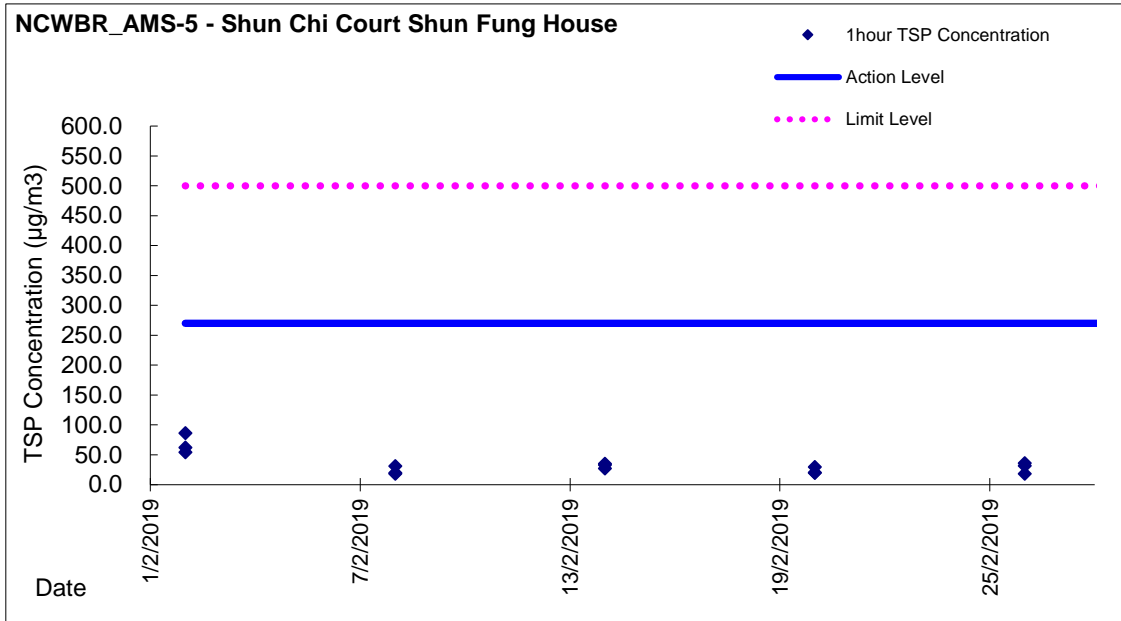


Graphic Presentation of TSP Result





Graphic Presentation of TSP Result





Graphic Presentation of TSP Result

