



Noise Monitoring Result

Day Time (0700 - 1900hrs on normal weekdays)

Location: NMC-01 - G/F, Kei Shun Special School

Date	Weather	Time	Measurement Noise Level			Average Noise Level	Baseline Level	Construction Noise Level	Limit Level			
			Leq	L10	L90					Leq	Leq	Leq
			Unit: dB(A), (5-min)							Unit: dB(A), (30-min)		
3 Feb 2020	Fine	14:00	68.4	71.8	66.3	68	69.3	<Baseline Level	70			
		14:05	68.1	71.1	67.8							
		14:10	67.6	70.3	65.7							
		14:15	67.3	69.8	65.2							
		14:20	68.5	72.0	68.4							
		14:25	67.9	69.7	64.9							
10 Feb 2020	Cloudy	08:55	68.2	70.5	65.0	68	69.3	<Baseline Level	70			
		09:00	67.8	70.0	65.0							
		09:05	68.6	71.0	65.5							
		09:10	69.3	72.0	67.0							
		09:15	68.4	71.5	66.0							
		09:20	67.5	70.5	66.5							
17 Feb 2020	Cloudy	14:24	66.4	68.8	61.5	67	69.3	<Baseline Level	70			
		14:29	67.1	69.2	62.1							
		14:34	66.6	69.0	62.3							
		14:39	66.6	69.4	61.7							
		14:44	66.2	68.5	61.9							
		14:49	66.8	69.3	62.0							
25 Feb 2020	Fine	10:45	68.4	70.4	64.3	68	69.3	<Baseline Level	70			
		10:50	68.7	71.2	64.6							
		10:55	69.2	71.1	64.6							
		11:00	68.0	70.6	63.2							
		11:05	67.0	69.7	62.8							
		11:10	68.0	70.6	63.9							



Noise Monitoring Result

Day Time (0700 - 1900hrs on normal weekdays)

Location: NMC-02 - 3/F podium, Shun Lee Disciplined Services Quarters Block 6

Date	Weather	Time	Measurement Noise Level			Average Noise Level	Baseline Level	Construction Noise Level	Limit Level			
			Leq	L10	L90					Leq	Leq	Leq
			Unit: dB(A), (5-min)							Unit: dB(A), (30-min)		
3 Feb 2020	Fine	13:50	72.3	75.5	69.5	72	72.0	<Baseline Level	75			
		13:55	71.4	74.0	69.0							
		14:00	72.3	75.0	69.5							
		14:05	73.1	75.5	70.5							
		14:10	70.6	73.5	68.0							
		14:15	71.7	74.0	68.5							
10 Feb 2020	Cloudy	09:00	73.2	75.4	68.1	73	72.0	64.0	75			
		09:05	72.6	74.3	67.8							
		09:10	71.3	73.8	67.3							
		09:15	73.4	75.1	66.9							
		09:20	72.9	74.0	66.8							
		09:25	72.4	75.2	68.2							
17 Feb 2020	Cloudy	14:58	71.5	74.1	68.5	72	72.0	57.0	75			
		15:03	72.3	75.6	67.4							
		15:08	71.7	73.9	67.3							
		15:13	71.6	74.5	66.9							
		15:18	72.6	74.1	67.0							
		15:23	72.9	74.8	66.5							
25 Feb 2020	Fine	11:30	72.7	75.6	66.4	71	72.0	<Baseline Level	75			
		11:35	70.4	73.3	63.8							
		11:40	70.0	72.7	64.2							
		11:45	70.9	73.0	66.2							
		11:50	69.3	72.2	64.0							
		11:55	71.2	73.6	66.7							



Noise Monitoring Result

Day Time (0700 - 1900hrs on normal weekdays)

Location: NMC-03 - G/F, Sienna Garden Block 6

Date	Weather	Time	Measurement Noise Level			Average Noise Level	Baseline Level	Construction Noise Level	Limit Level			
			Leq	L10	L90					Leq	Leq	Leq
			Unit: dB(A), (5-min)							Unit: dB(A), (30-min)		
3 Feb 2020	Fine	13:00	73.3	76.0	68.5	72	78.2	<Baseline Level	75			
		13:05	71.8	74.5	67.0							
		13:10	72.9	75.5	67.5							
		13:15	71.4	74.0	66.5							
		13:20	70.6	74.0	67.0							
		13:25	72.5	75.5	68.0							
10 Feb 2020	Cloudy	09:40	73.8	77.5	62.5	73	78.2	<Baseline Level	75			
		09:45	73.2	77.5	62.5							
		09:50	73.0	77.0	61.0							
		09:55	72.1	76.0	60.0							
		10:00	72.7	77.0	62.0							
		10:05	73.3	77.5	61.5							
17 Feb 2020	Cloudy	15:39	78.7	81.5	65.4	80	78.2	74.0	75			
		15:44	78.5	80.9	64.8							
		15:49	79.9	82.4	64.3							
		15:54	80.8	81.9	63.7							
		15:59	79.1	83.2	64.0							
		16:04	79.6	83.6	64.1							
25 Feb 2020	Fine	13:46	80.0	80.3	64.5	77	78.2	<Baseline Level	75			
		13:51	74.7	78.4	62.6							
		13:56	75.9	79.7	64.0							
		14:01	76.6	80.7	64.0							
		14:06	74.7	78.2	64.7							
		14:11	75.7	79.9	64.4							



Noise Monitoring Result

Day Time (0700 - 1900hrs on normal weekdays)

Location: NMC-04 - 3/F Podium, Po Tat Estate Tat Kai House

Date	Weather	Time	Measurement Noise Level			Average Noise Level	Baseline Level	Construction Noise Level	Limit Level			
			Leq	L10	L90					Leq	Leq	Leq
			Unit: dB(A), (5-min)							Unit: dB(A), (30-min)		
3 Feb 2020	Fine	11:25	63.3	64.5	61.5	64	66.6	<Baseline Level	75			
		11:30	64.6	65.0	60.5							
		11:35	64.1	65.0	61.0							
		11:40	63.7	64.5	60.0							
		11:45	63.4	64.0	59.5							
10 Feb 2020	Cloudy	11:50	63.8	65.5	60.0	65	66.6	<Baseline Level	75			
		10:50	65.6	68.5	61.5							
		10:55	64.7	67.5	60.5							
		11:00	64.3	67.0	61.0							
		11:05	64.8	67.0	61.5							
20 Feb 2020	Fine	11:10	65.9	68.5	62.0	67	66.6	57	75			
		11:15	66.2	69.0	62.5							
		11:27	66.3	68.5	62.0							
		11:32	67.0	70.0	63.5							
		11:37	66.2	68.5	63.0							
24 Feb 2020	Fine	11:42	68.4	70.5	64.0	66	66.6	<Baseline Level	75			
		11:47	67.5	69.5	63.5							
		11:52	66.8	69.0	62.5							
		16:44	66.9	68.5	64.2							
		16:49	65.9	68.1	62.9							
16:54	67.6	69.1	65.5									
16:59	65.8	67.6	63.6									
17:04	64.1	65.1	62.5									
17:09	64.2	65.2	62.8									



Noise Monitoring Result

Day Time (0700 - 1900hrs on normal weekdays)

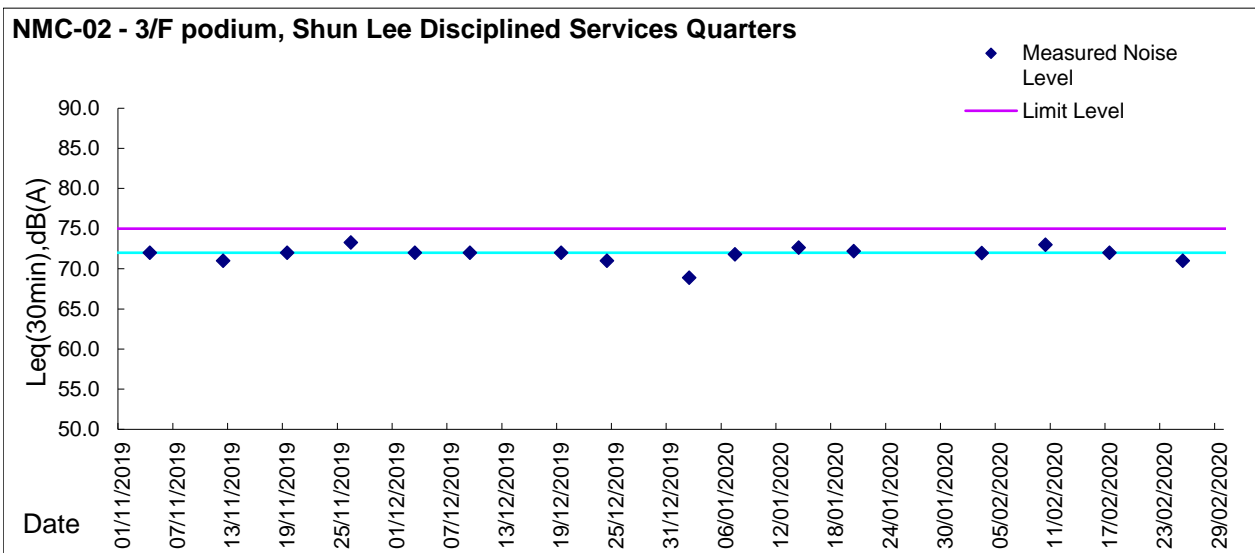
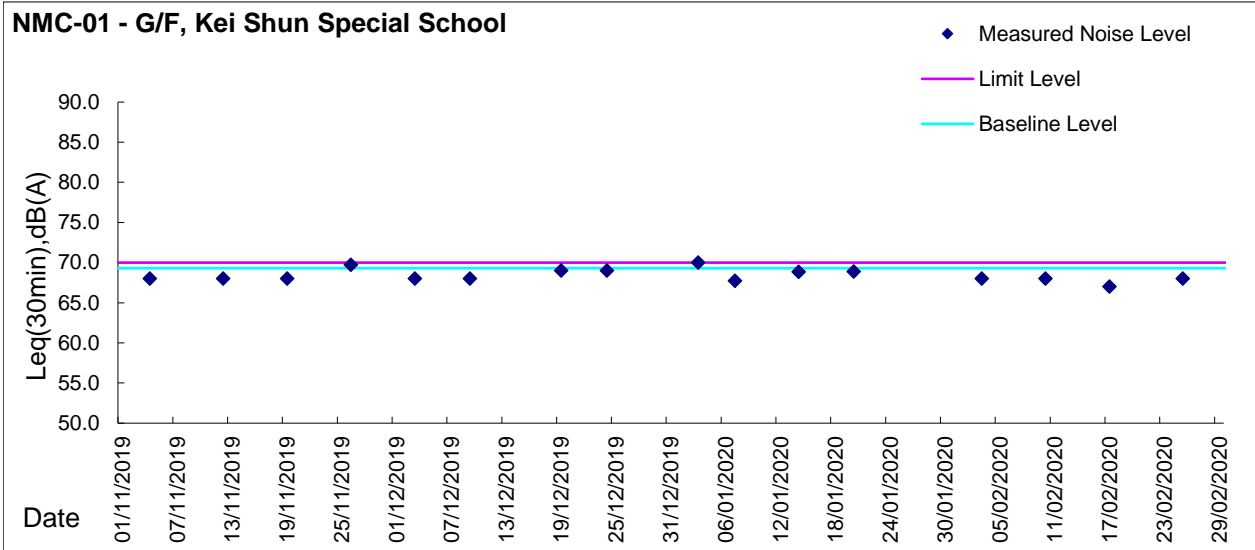
Location: NMC-05 - G/F, Hong Wah Court Block B Yee Hong House

Date	Weather	Time	Measurement Noise Level			Average Noise Level	Baseline Level	Construction Noise Level	Limit Level			
			Leq	L10	L90					Leq	Leq	Leq
			Unit: dB(A), (5-min)							Unit: dB(A), (30-min)		
3 Feb 2020	Fine	10:00	72.5	74.0	66.5	73	61.8	72	75			
		10:05	73.2	75.0	67.5							
		10:10	72.8	74.5	67.0							
		10:15	71.7	74.0	65.5							
		10:20	72.3	74.0	66.0							
		10:25	73.6	74.5	66.5							
10 Feb 2020	Cloudy	11:00	62.6	66.7	58.6	63	61.8	57	75			
		11:05	63.4	67.1	59.2							
		11:10	63.9	67.6	59.7							
		11:15	62.1	67.0	58.4							
		11:20	63.5	68.1	59.4							
		11:25	62.4	67.5	58.1							
20 Feb 2020	Cloudy	10:05	69.8	72.0	67.0	79	61.8	79	75			
		10:10	75.7	79.5	65.5							
		10:15	76.8	79.0	70.0							
		10:20	77.0	79.5	69.0							
		10:25	82.7	85.0	77.0							
		10:30	82.8	85.5	75.0							
25 Feb 2020	Fine	14:44	72.9	75.4	65.4	75	61.8	74	75			
		14:49	74.6	77.2	66.0							
		14:54	73.3	76.1	67.7							
		14:59	73.6	76.1	67.3							
		15:04	73.8	76.3	67.1							
		15:09	77.7	79.3	74.3							



Graphic Presentation of Noise Monitoring Result

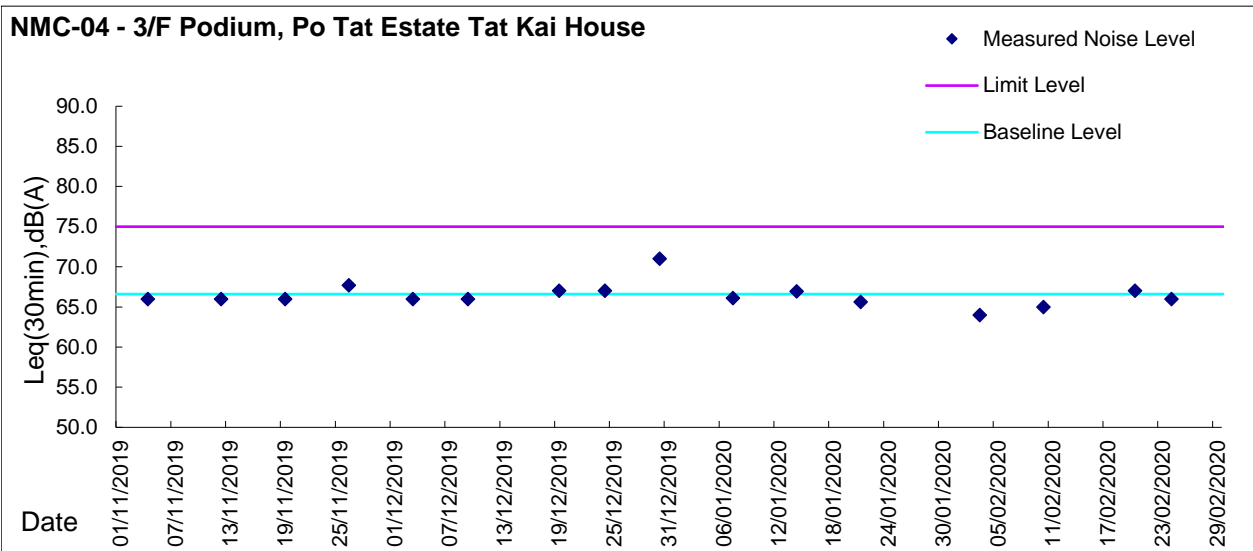
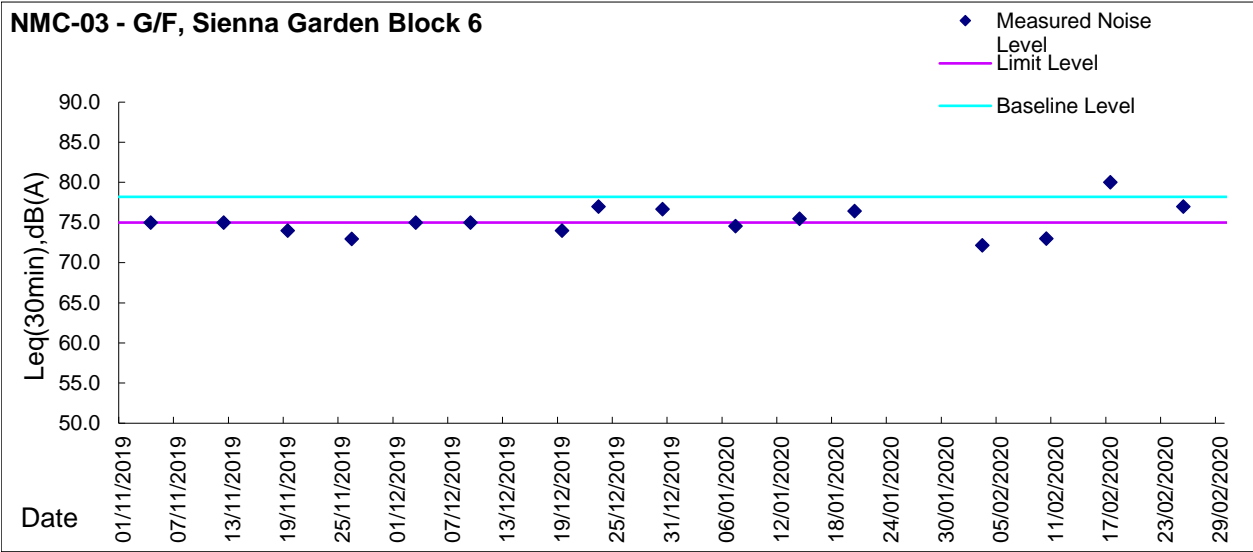
Day Time (0700 - 1900hrs on normal weekdays)





Graphic Presentation of Noise Monitoring Result

Day Time (0700 - 1900hrs on normal weekdays)





Graphic Presentation of Noise Monitoring Result
Day Time (0700 - 1900hrs on normal weekdays)

NMC-05 - G/F, Hong Wah Court Block B Yee Hong House

