



Report on 1-hour TSP monitoring at NCWBR_AMS-1 - Shun Lee Fire Station

Action Level ($\mu\text{g}/\text{m}^3$) - 284.4
Limit Level ($\mu\text{g}/\text{m}^3$) - 500.0

Date	Weather Condition	Time	Mass Concentration ($\mu\text{g}/\text{m}^3$)
03-Feb-20	Fine	8:41	49.2
03-Feb-20	Fine	9:42	39.4
03-Feb-20	Fine	10:43	38.2
08-Feb-20	Fine	8:39	27.3
08-Feb-20	Fine	9:40	32.6
08-Feb-20	Fine	10:41	27.3
14-Feb-20	Fine	08:18	37.3
14-Feb-20	Fine	09:19	52.9
14-Feb-20	Fine	10:20	36.6
20-Feb-20	Fine	08:11	45.8
20-Feb-20	Fine	09:12	51.1
20-Feb-20	Fine	10:13	56.4
26-Feb-20	Fine	08:15	27.3
26-Feb-20	Fine	09:16	12.5
26-Feb-20	Fine	10:17	11.2



Report on 1-hour TSP monitoring at NCWBR_AMS-2 - Shun Lee Estate Lee Hang House

Action Level ($\mu\text{g}/\text{m}^3$) - 282.4
Limit Level ($\mu\text{g}/\text{m}^3$) - 500.0

Date	Weather Condition	Time	Mass Concentration ($\mu\text{g}/\text{m}^3$)
03-Feb-20	Fine	8:08	119.4
03-Feb-20	Fine	9:09	105.4
03-Feb-20	Fine	10:10	82.0
08-Feb-20	Fine	8:03	24.1
08-Feb-20	Fine	9:04	25.3
08-Feb-20	Fine	10:05	15.7
14-Feb-20	Fine	08:03	33.0
14-Feb-20	Fine	09:04	23.4
14-Feb-20	Fine	10:04	23.7
20-Feb-20	Fine	08:36	28.4
20-Feb-20	Fine	09:37	32.1
20-Feb-20	Fine	10:39	36.5
26-Feb-20	Fine	08:00	30.3
26-Feb-20	Fine	09:01	12.8
26-Feb-20	Fine	10:02	15.0



Report on 1-hour TSP monitoring at NCWBR_AMS-3 - Shun Lee Disciplined Services
Quarters (Block 6)
Action Level ($\mu\text{g}/\text{m}^3$) - 287.9
Limit Level ($\mu\text{g}/\text{m}^3$) - 500.0

Date	Weather Condition	Time	Mass Concentration ($\mu\text{g}/\text{m}^3$)
03-Feb-20	Fine	8:43	34.8
03-Feb-20	Fine	9:44	28.3
03-Feb-20	Fine	10:45	28.0
08-Feb-20	Fine	8:48	11.0
08-Feb-20	Fine	9:49	11.7
08-Feb-20	Fine	10:50	11.7
14-Feb-20	Fine	08:25	40.3
14-Feb-20	Fine	09:26	33.2
14-Feb-20	Fine	10:27	39.5
20-Feb-20	Fine	08:38	23.8
20-Feb-20	Fine	09:39	25.7
20-Feb-20	Fine	10:40	27.7
26-Feb-20	Fine	08:15	49.4
26-Feb-20	Fine	09:16	19.7
26-Feb-20	Fine	10:17	19.4



Report on 1-hour TSP monitoring at NCWBR_AMS-4 - Sienna Garden

Action Level ($\mu\text{g}/\text{m}^3$) - 281.6
Limit Level ($\mu\text{g}/\text{m}^3$) - 500.0

Date	Weather Condition	Time	Mass Concentration ($\mu\text{g}/\text{m}^3$)
03-Feb-20	Fine	8:11	106.0
03-Feb-20	Fine	9:12	92.5
03-Feb-20	Fine	10:13	66.2
08-Feb-20	Fine	8:21	21.0
08-Feb-20	Fine	9:23	21.7
08-Feb-20	Fine	10:24	21.1
14-Feb-20	Fine	08:49	33.9
14-Feb-20	Fine	09:50	35.5
14-Feb-20	Fine	10:51	36.2
20-Feb-20	Fine	08:33	54.8
20-Feb-20	Fine	09:34	80.8
20-Feb-20	Fine	10:35	63.3
26-Feb-20	Fine	08:25	60.6
26-Feb-20	Fine	09:26	93.5
26-Feb-20	Fine	10:27	74.4



Report on 1-hour TSP monitoring at NCWBR_AMS-5 - Shun Chi Court Shun Fung

House

Action Level ($\mu\text{g}/\text{m}^3$) - 270.0

Limit Level ($\mu\text{g}/\text{m}^3$) - 500.0

Date	Weather Condition	Time	Mass Concentration ($\mu\text{g}/\text{m}^3$)
03-Feb-20	Fine	8:11	80.3
03-Feb-20	Fine	9:12	114.1
03-Feb-20	Fine	10:13	62.7
08-Feb-20	Fine	8:28	29.0
08-Feb-20	Fine	9:29	26.2
08-Feb-20	Fine	10:30	26.5
14-Feb-20	Fine	08:53	31.1
14-Feb-20	Fine	09:54	85.2
14-Feb-20	Fine	10:55	108.3
20-Feb-20	Fine	08:20	46.0
20-Feb-20	Fine	09:21	44.0
20-Feb-20	Fine	10:22	39.0
26-Feb-20	Fine	08:00	38.2
26-Feb-20	Fine	09:01	31.2
26-Feb-20	Fine	10:02	15.4



Report on 1-hour TSP monitoring at LTR_AMS-1 - St Edward's Catholic Primary School

Action Level ($\mu\text{g}/\text{m}^3$) - 272.1
Limit Level ($\mu\text{g}/\text{m}^3$) - 500.0

Date	Weather Condition	Time	Mass Concentration ($\mu\text{g}/\text{m}^3$)
03-Feb-20	Fine	8:54	57.7
03-Feb-20	Fine	9:55	51.6
03-Feb-20	Fine	10:56	49.4
08-Feb-20	Fine	8:28	24.7
08-Feb-20	Fine	9:29	26.4
08-Feb-20	Fine	10:30	26.4
14-Feb-20	Fine	09:09	38.5
14-Feb-20	Fine	10:10	83.9
14-Feb-20	Fine	13:00	133.2
20-Feb-20	Fine	08:56	16.6
20-Feb-20	Fine	09:57	17.3
20-Feb-20	Fine	10:58	19.5
26-Feb-20	Fine	08:45	24.3
26-Feb-20	Fine	09:46	19.6
26-Feb-20	Fine	10:47	17.8



Report on 1-hour TSP monitoring at LTR_AMS-2 - Environmental Protection
Department's Restored Landfill Site Office
Action Level ($\mu\text{g}/\text{m}^3$) - 281.1
Limit Level ($\mu\text{g}/\text{m}^3$) - 500.0

Date	Weather Condition	Time	Mass Concentration ($\mu\text{g}/\text{m}^3$)
03-Feb-20	Fine	8:15	28.8
03-Feb-20	Fine	9:16	20.8
03-Feb-20	Fine	10:17	22.0
08-Feb-20	Fine	8:57	19.6
08-Feb-20	Fine	9:58	17.5
08-Feb-20	Fine	10:59	17.2
14-Feb-20	Fine	08:54	60.2
14-Feb-20	Fine	09:55	51.4
14-Feb-20	Fine	10:56	56.9
20-Feb-20	Fine	08:51	51.7
20-Feb-20	Fine	09:52	57.2
20-Feb-20	Fine	10:53	62.8
26-Feb-20	Fine	08:50	43.7
26-Feb-20	Fine	09:51	41.1
26-Feb-20	Fine	10:52	37.4



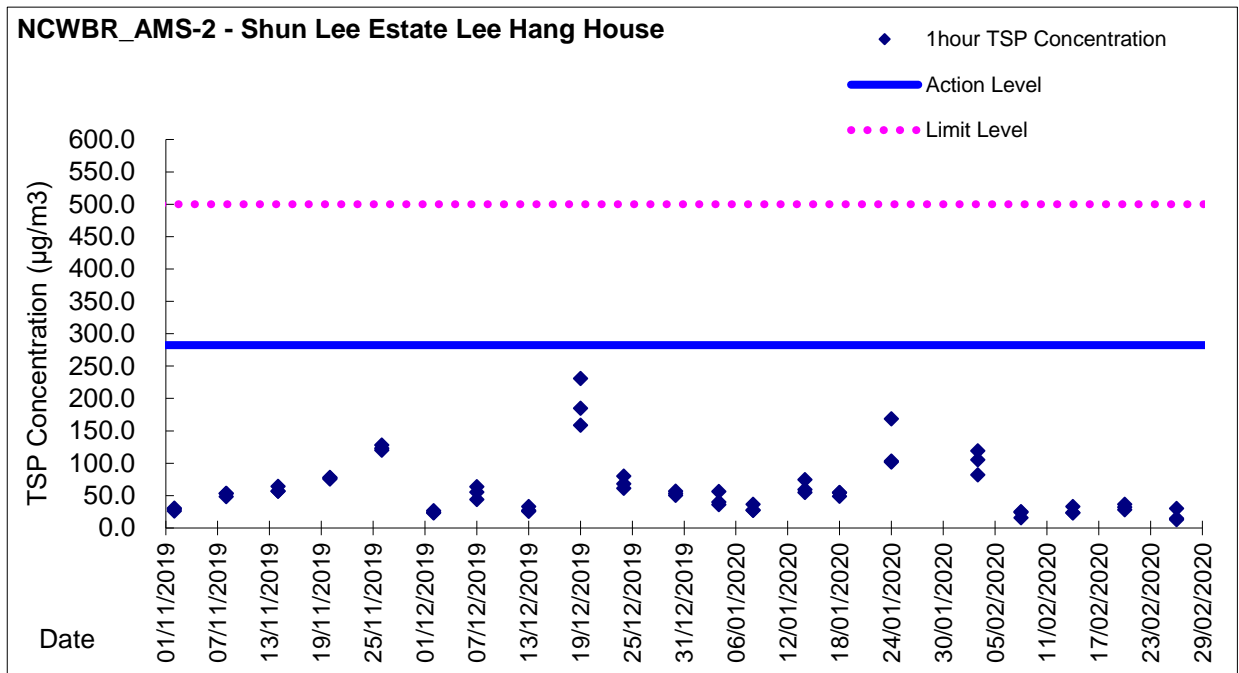
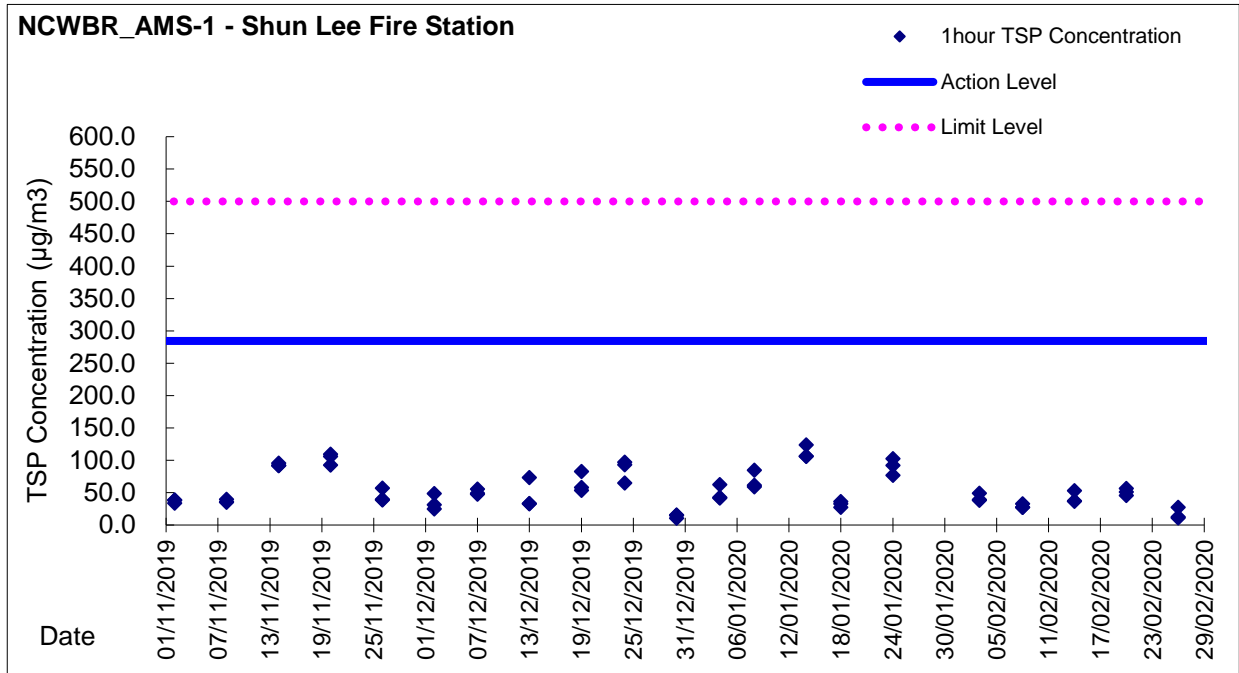
Report on 1-hour TSP monitoring at LTR_AMS-3 - Po Tat Estate Tat Kai House

Action Level ($\mu\text{g}/\text{m}^3$) - 285.1
Limit Level ($\mu\text{g}/\text{m}^3$) - 500.0

Date	Weather Condition	Time	Mass Concentration ($\mu\text{g}/\text{m}^3$)
03-Feb-20	Fine	8:44	64.8
03-Feb-20	Fine	9:45	53.3
03-Feb-20	Fine	10:46	61.8
08-Feb-20	Fine	8:54	10.1
08-Feb-20	Fine	9:55	9.6
08-Feb-20	Fine	10:56	10.1
14-Feb-20	Fine	08:49	42.8
14-Feb-20	Fine	09:50	66.5
14-Feb-20	Fine	10:51	37.2
20-Feb-20	Fine	08:52	45.6
20-Feb-20	Fine	09:53	44.6
20-Feb-20	Fine	10:54	53.8
26-Feb-20	Fine	08:55	55.9
26-Feb-20	Fine	09:56	33.0
26-Feb-20	Fine	10:57	37.8

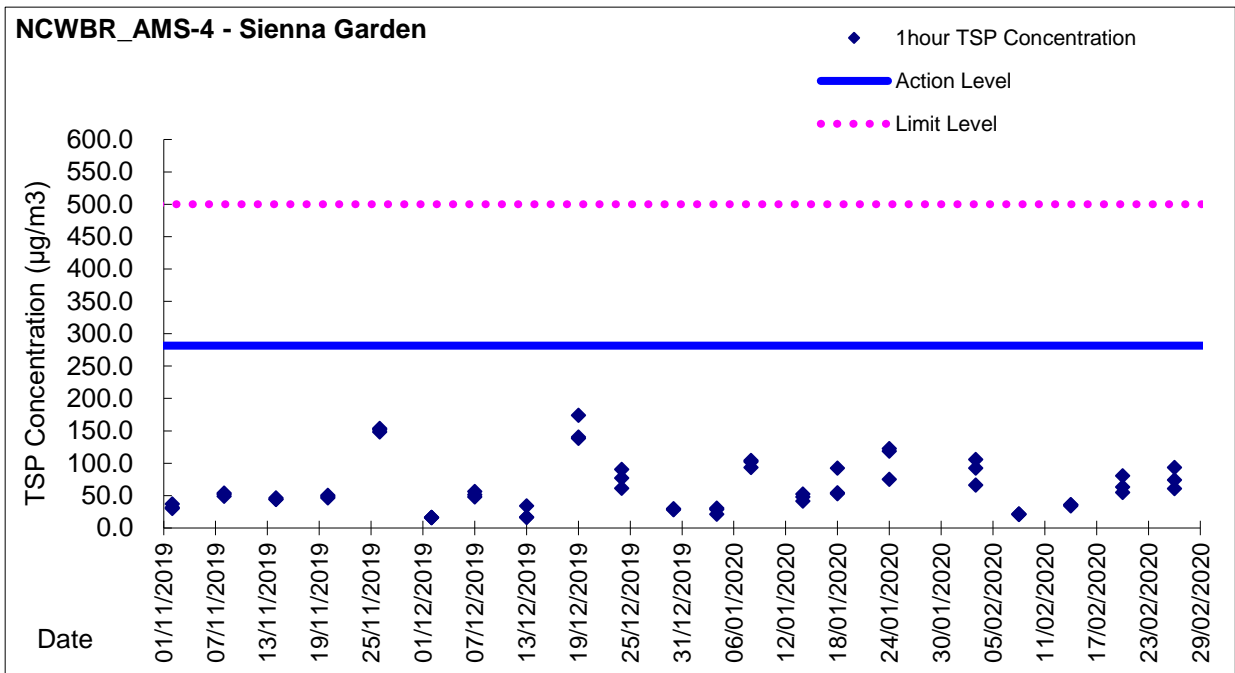
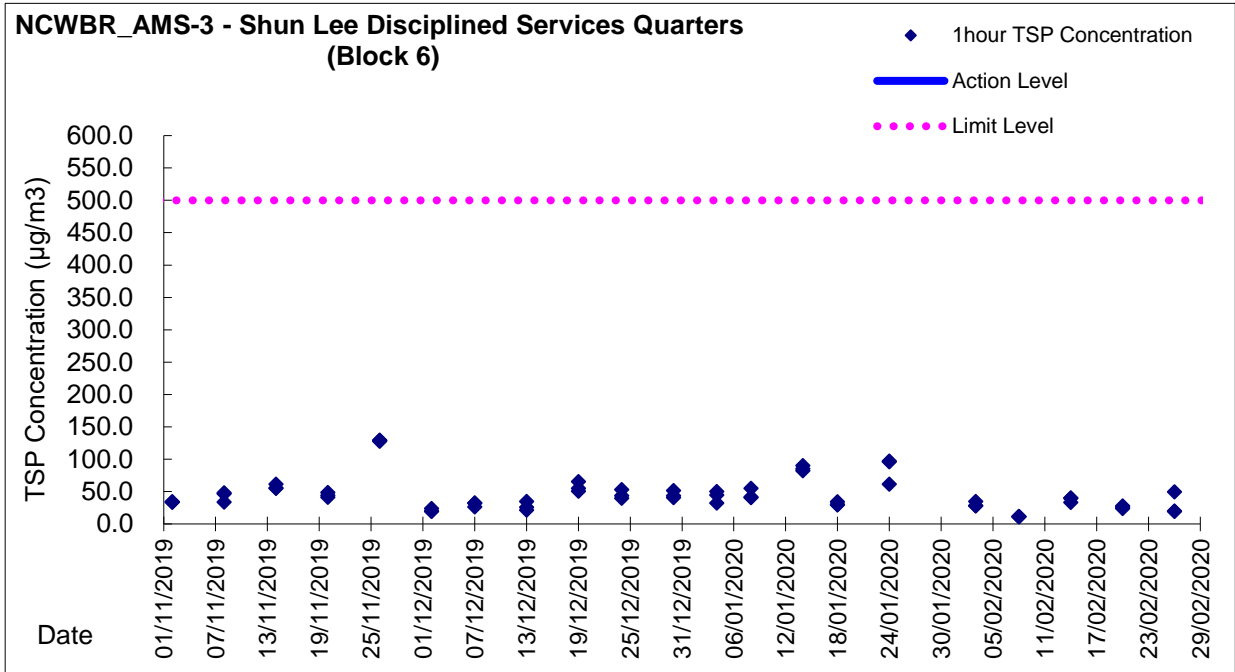


Graphic Presentation of TSP Result



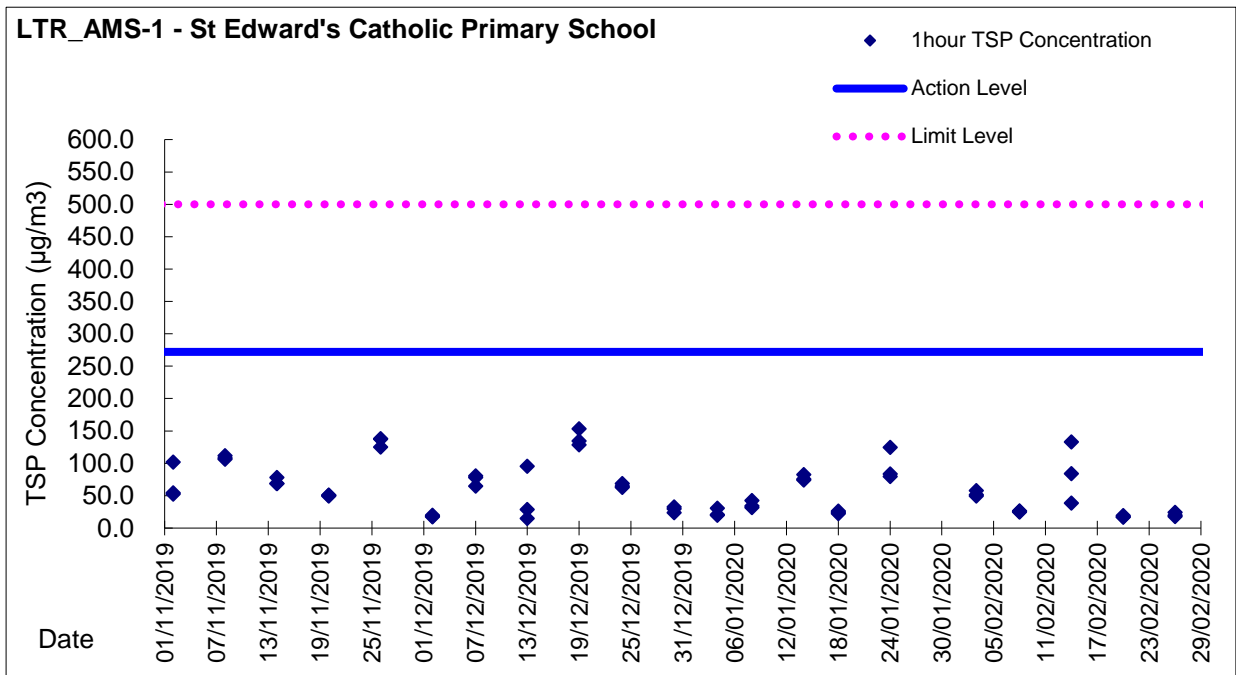
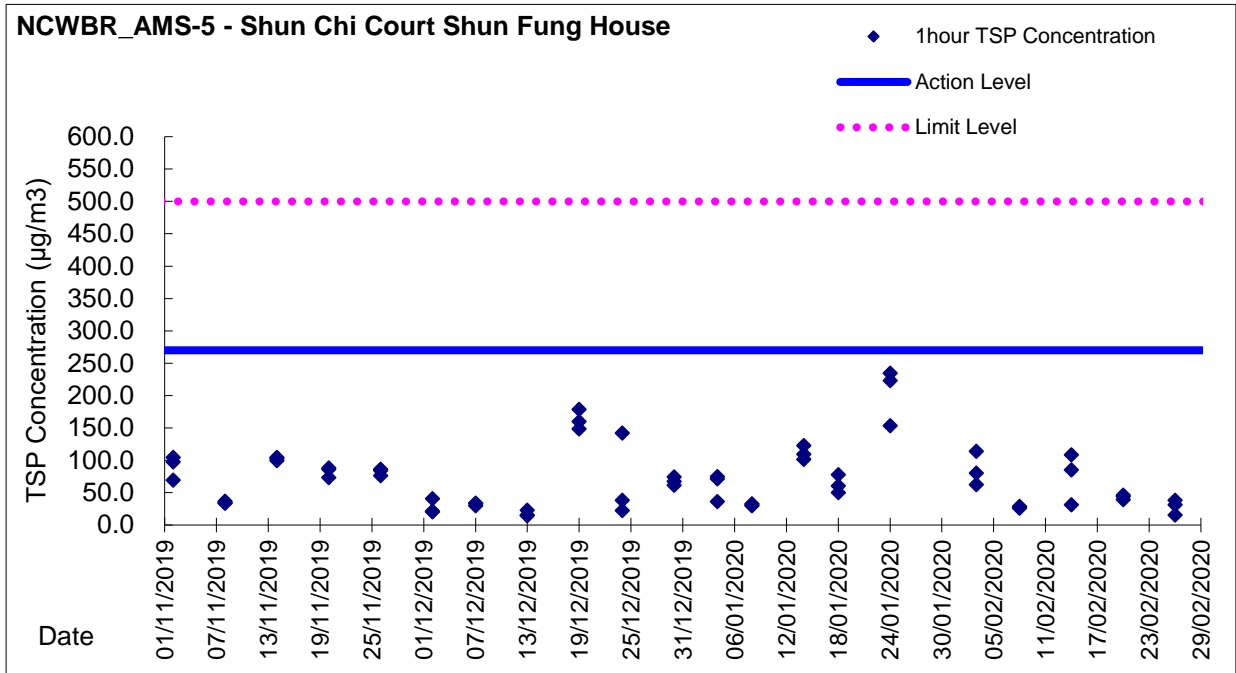


Graphic Presentation of TSP Result





Graphic Presentation of TSP Result





Graphic Presentation of TSP Result

