

# Calibration Certificate

Certificate Number 2020014198

Customer:

Lam Geotechnics Ltd

<b>Model Number</b>	LxT SE	<b>Procedure Number</b>	D0001.8384
<b>Serial Number</b>	0006307	<b>Technician</b>	Ron Harris
<b>Test Results</b>	<b>Pass</b>	<b>Calibration Date</b>	28 Dec 2020
<b>Initial Condition</b>	As Manufactured	<b>Calibration Due</b>	
<b>Description</b>	Sound Expert LxT Class 1 Sound Level Meter Firmware Revision: 2.404	<b>Temperature</b>	23.25 °C ± 0.25 °C
		<b>Humidity</b>	51.6 %RH ± 2.0 %RH
		<b>Static Pressure</b>	85.71 kPa ± 0.13 kPa

**Evaluation Method**      **Tested with:**      **Data reported in dB re 20 µPa.**

Larson Davis PRMLxT1L. S/N 070008  
PCB 377B02. S/N 325638  
Larson Davis CAL200. S/N 9079  
Larson Davis CAL291. S/N 0108

**Compliance Standards**      Compliant to Manufacturer Specifications and the following standards when combined with Calibration Certificate from procedure D0001.8378:

IEC 60651:2001 Type 1	ANSI S1.4-2014 Class 1
IEC 60804:2000 Type 1	ANSI S1.4 (R2006) Type 1
IEC 61252:2002	ANSI S1.11 (R2009) Class 1
IEC 61260:2001 Class 1	ANSI S1.25 (R2007)
IEC 61672:2013 Class 1	ANSI S1.43 (R2007) Type 1

Issuing lab certifies that the instrument described above meets or exceeds all specifications as stated in the referenced procedure (unless otherwise noted). It has been calibrated using measurement standards traceable to the International System of Units (SI) through the National Institute of Standards and Technology (NIST), or other national measurement institutes, and meets the requirements of ISO/IEC 17025:2017.

**Test points marked with a ‡ in the uncertainties column do not fall within this laboratory's scope of accreditation.**

The quality system is registered to ISO 9001:2015.

This calibration is a direct comparison of the unit under test to the listed reference standards and did not involve any sampling plans to complete. No allowance has been made for the instability of the test device due to use, time, etc. Such allowances would be made by the customer as needed.

The uncertainties were computed in accordance with the ISO Guide to the Expression of Uncertainty in Measurement (GUM). A coverage factor of approximately 2 sigma (k=2) has been applied to the standard uncertainty to express the expanded uncertainty at approximately 95% confidence level.

This report may not be reproduced, except in full, unless permission for the publication of an approved abstract is obtained in writing from the organization issuing this report.

Correction data from Larson Davis LxT Manual for SoundTrack LxT & SoundExpert Lxt, I770.01 Rev J Supporting Firmware Version 2.301, 2015-04-30

LARSON DAVIS - A PCB PIEZOTRONICS DIV.

1681 West 820 North  
Provo, UT 84601, United States  
716-684-0001



**Certificate Number 2020014198**

For 1/4" microphones, the Larson Davis ADP024 1/4" to 1/2" adaptor is used with the calibrators and the Larson Davis ADP043 1/4" to 1/2" adaptor is used with the preamplifier.

Calibration Check Frequency: 1000 Hz; Reference Sound Pressure Level: 114 dB re 20 µPa

Periodic tests were performed in accordance with procedures from IEC 61672-3:2013 / ANSI/ASA S1.4-2014/Part3.

No Pattern approval for IEC 61672-1:2013 / ANSI/ASA S1.4-2014/Part 1 available.

The sound level meter submitted for testing successfully completed the periodic tests of IEC 61672-3:2013 / ANSI/ASA S1.4-2014/Part 3, for the environmental conditions under which the tests were performed. However, no general statement or conclusion can be made about conformance of the sound level meter to the full specifications of IEC 61672-1:2013 / ANSI/ASA S1.4-2014/Part 1 because (a) evidence was not publicly available, from an independent testing organization responsible for pattern approvals, to demonstrate that the model of sound level meter fully conformed to the class 1 specifications in IEC 61672-1:2013 / ANSI/ASA S1.4-2014/Part 1 or correction data for acoustical test of frequency weighting were not provided in the Instruction Manual and (b) because the periodic tests of IEC 61672-3:2013 / ANSI/ASA S1.4-2014/Part 3 cover only a limited subset of the specifications in IEC 61672-1:2013 / ANSI/ASA S1.4-2014/Part 1.

Standards Used			
Description	Cal Date	Cal Due	Cal Standard
Larson Davis CAL291 Residual Intensity Calibrator	2020-09-18	2021-09-18	001250
Hart Scientific 2626-S Humidity/Temperature Sensor	2020-05-12	2021-05-12	006943
Larson Davis CAL200 Acoustic Calibrator	2020-07-21	2021-07-21	007027
Larson Davis Model 831	2020-03-02	2021-03-02	007182
PCB 377A13 1/2 inch Prepolarized Pressure Microphone	2020-03-05	2021-03-05	007185
SRS DS360 Ultra Low Distortion Generator	2020-04-14	2021-04-14	007635
Larson Davis 1/2" Preamplifier for Model 831 Type 1	2020-10-06	2021-10-06	PCB0004783

**Acoustic Calibration**

Measured according to IEC 61672-3:2013 10 and ANSI S1.4-2014 Part 3: 10

Measurement	Test Result [dB]	Lower Limit [dB]	Upper Limit [dB]	Expanded Uncertainty [dB]	Result
1000 Hz	114.01	113.80	114.20	0.14	Pass

**Loaded Circuit Sensitivity**

Measurement	Test Result [dB re 1 V / Pa]	Lower Limit [dB re 1 V / Pa]	Upper Limit [dB re 1 V / Pa]	Expanded Uncertainty [dB]	Result
1000 Hz	-27.74	-29.61	-26.24	0.14	Pass

-- End of measurement results--



### Acoustic Signal Tests, C-weighting

Measured according to IEC 61672-3:2013 12 and ANSI S1.4-2014 Part 3: 12 using a comparison coupler with Unit Under Test (UUT) and reference SLM using slow time-weighted sound level for compliance to IEC 61672-1:2013 5.5; ANSI S1.4-2014 Part 1: 5.5

Frequency [Hz]	Test Result [dB]	Expected [dB]	Lower Limit [dB]	Upper Limit [dB]	Expanded Uncertainty [dB]	Result
125	-0.18	-0.20	-1.20	0.80	0.23	Pass
1000	0.16	0.00	-0.70	0.70	0.23	Pass
8000	-3.19	-3.00	-5.50	-1.50	0.32	Pass

-- End of measurement results--

### Self-generated Noise

Measured according to IEC 61672-3:2013 11.1 and ANSI S1.4-2014 Part 3: 11.1

Measurement	Test Result [dB]
A-weighted	40.20

-- End of measurement results--

-- End of Report--

Signatory: Ron Harris





## CERTIFICATE OF CALIBRATION

Certificate No.: 20CA1119 02-01

Page: 1 of 2

### Item tested

Description: Acoustical Calibrator (Class 1)  
Manufacturer: Larson Davis  
Type/Model No.: CAL200  
Serial/Equipment No.: 13437  
Adaptors used: -

### Item submitted by

Customer: Lam Environmental Services Limited.  
Address of Customer: -  
Request No.: -  
Date of receipt: 19-Nov-2020

Date of test: 20-Nov-2020

### Reference equipment used in the calibration

Description:	Model:	Serial No.	Expiry Date:	Traceable to:
Lab standard microphone	B&K 4180	2341427	11-May-2021	SCL
Preamplifier	B&K 2673	2743150	03-Jun-2021	CEPREI
Measuring amplifier	B&K 2610	2346941	03-Jun-2021	CEPREI
Signal generator	DS 360	33873	19-May-2021	CEPREI
Digital multi-meter	34401A	US36087050	19-May-2021	CEPREI
Audio analyzer	8903B	GB41300350	18-May-2021	CEPREI
Universal counter	53132A	MY40003662	18-May-2021	CEPREI

### Ambient conditions

Temperature:  $22 \pm 1$  °C  
Relative humidity:  $55 \pm 10$  %  
Air pressure:  $1005 \pm 5$  hPa


### Test specifications

- The Sound Calibrator has been calibrated in accordance with the requirements as specified in IEC 60942 1997 Annex B and the lab calibration procedure SMTP004-CA-156.
- The calibrator was tested with its axis vertical facing downwards at the specific frequency using insert voltage technique.
- The results are rounded to the nearest 0.01 dB and 0.1 Hz and have not been corrected for variations from a reference pressure of 1013.25 hectoPascals as the maker's information indicates that the instrument is insensitive to pressure changes.

### Test results

Details of the performed measurements are presented on **page 2** of this certificate.

Approved Signatory:

  
Feng Junqi

Date: 21-Nov-2020

Company Chop:



**Comments:** The results reported in this certificate refer to the condition of the instrument on the date of calibration and carry no implication regarding the long-term stability of the instrument. The results apply to the item as received.



## CERTIFICATE OF CALIBRATION

(Continuation Page)

Certificate No.: 20CA1119 02-01 Page: 2 of 2

### 1, Measured Sound Pressure Level

The output Sound Pressure Level in the calibrator head was measured at the setting and frequency shown using a calibrated laboratory standard microphone and insert voltage technique. The results are given in below with the estimated uncertainties.

Frequency Shown Hz	Output Sound Pressure Level Setting dB	Measured Output Sound Pressure Level dB	Estimated Expanded Uncertainty dB
1000	94.00	93.66	0.10

(Output level in dB re 20 μPa)

### 2, Sound Pressure Level Stability - Short Term Fluctuations

The Short Term Fluctuations was determined by measuring the maximum and minimum of the fast weighted DC output of the B&K 2610 measuring amplifier over a 20 second time interval as required in the standard. The Short Term Fluctuation was found to be:

**At 1000 Hz** **STF = 0.013 dB**

Estimated expanded uncertainty 0.005 dB

### 3, Actual Output Frequency

The determination of actual output frequency was made using a B&K 4180 microphone together with a B&K 2673 preamplifier connected to a B&K 2610 measuring amplifier. The AC output of the B&K 2610 was taken to an universal counter which was used to determine the frequency averaged over 20 second of operation as required by the standard. The actual output frequency at 1 KHz was:

**At 1000 Hz** **Actual Frequency = 1000.1 Hz**

Estimated expanded uncertainty 0.1 Hz Coverage factor k = 2.2

### 4, Total Noise and Distortion

For the Total Noise and Distortion measurement, the unfiltered AC output of the B&K 2610 measuring amplifier was connected to an Agilent Type 8903 B distortion analyser. The TND result at 1 KHz was:

**At 1000 Hz** **TND = 0.5%**

Estimated expanded uncertainty 0.7 %

The expanded uncertainties have been calculated in accordance with the ISO Publication "Guide to the expression of uncertainty in measurement", and gives an interval estimated to have a level of confidence of 95%. A coverage factor of 2 is assumed unless explicitly stated.

- End -

Calibrated by:

Date:

Fung Chi Yip  
20-Nov-2020

Checked by:

Date:

Feng Junqi  
21-Nov-2020

The standard(s) and equipment used in the calibration are traceable to national or international recognised standards and are calibrated on a schedule to maintain the required accuracy level.



**Portable Dust Meter Performance Check Record**

**Portable Dust Meter**

Type : Particulate Monitor  
 Manufacturer : MET ONE INSTRUMENTS  
 Model Number : BT645  
 Serial Number : X19295  
 Performance Check Date : 17-Mar-20

**Standard Equipment**

Type : High Volume Sampler  
 Manufacturer : TISCH  
 Model Number : TE-5170  
 Equipment Number : HVS006  
 Last Calibration Date : 07-Mar-20

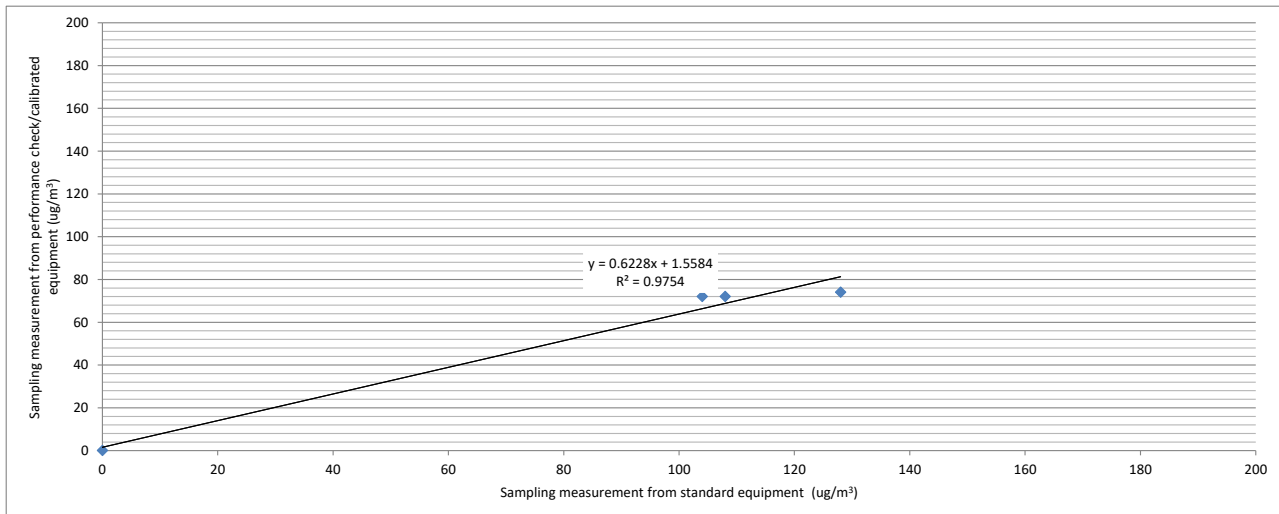
**Portable Dust Meter Performance Check Results**

Trial no. in 1-hr period	Time	Mean Pressure (hPa)	Mean Temp (°C)	Concentration in ug/m <sup>3</sup> (Standard equipment) (X - Axis)	Concentration in ug/m <sup>3</sup> (Performance Check / Calibrated equipment) (Y - Axis)
Zero Check	16/3/2020 00:00	1020	20	0	0
1	17/3/2020 08:16	1019	20	108	72
2	17/3/2020 09:17	1019	20	128	74
3	17/3/2020 10:18	1019	20	104	72

\* Filter paper weighting was conducted by HOKLAS accredited laboratory.

**Linear Regression of Y on X**

Slope (K- factor) : 1.6000  
 Correlation Coefficient : 0.9876  
 Validity of Performance Check / Calibration Record : 17/3/2021



Operator: Henry Lau Date: 17-Mar-20  
 Checked by: James Chu Date: 18-Mar-20



Portable Dust Meter Performance Check Record

Portable Dust Meter

Type : Particulate Monitor
Manufacturer : Metone AEROCET 831
Model Number : BT-645
Serial Number : X19296
Performance Check Date : 16-Sep-20

Standard Equipment

Type : High Volume Sampler
Manufacturer : TISCH
Model Number : TE-5170
Equipment Number : HVS000
Last Calibration Date : 17-Aug-20

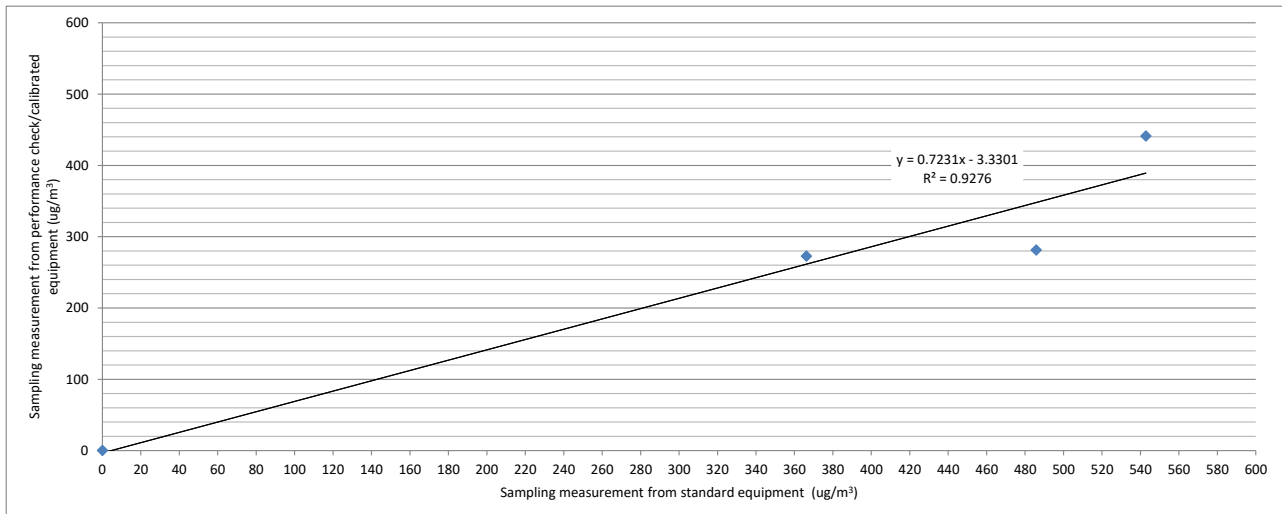
Portable Dust Meter Performance Check Results

Table with 6 columns: Trial no. in 1-hr period, Time, Mean Pressure (hPa), Mean Temp (°C), Concentration in ug/m³ (Standard equipment) (X - Axis), Concentration in ug/m³ (Performance Check / Calibrated equipment) (Y - Axis). Rows include Zero Check and three trials on 16/9/2020.

\* Filter paper weighting was conducted by HOKLAS accredited laboratory.

Linear Regression of Y on X

Slope (K- factor) : 1.3000
Correlation Coefficient : 0.9631
Validity of Performance Check / Calibration Record : 16/9/2021



Operator: Henry Lau

Date: 16-Sep-20

Checked by: James Chu

Date: 17-Sep-20



Portable Dust Meter Performance Check Record

Portable Dust Meter

Type : Particulate Monitor

Manufacturer : MET ONE INSTRUMENTS

Model Number : BT645

Serial Number : X19297

Performance Check Date : 17-Mar-20

Standard Equipment

Type : High Volume Sampler

Manufacturer : TISCH

Model Number : TE-5170

Equipment Number : HVS006

Last Calibration Date : 07-Mar-20

Portable Dust Meter Performance Check Results

Trial no. in 1-hr period	Time	Mean Pressure (hPa)	Mean Temp (°C)	Concentration in ug/m <sup>3</sup> (Standard equipment) (X - Axis)	Concentration in ug/m <sup>3</sup> (Performance Check / Calibrated equipment) (Y - Axis)
Zero Check	16/3/2020 00:00	1020	20	0	0
1	17/3/2020 08:16	1019	20	108	73
2	17/3/2020 09:17	1019	20	128	76
3	17/3/2020 10:18	1019	20	104	74

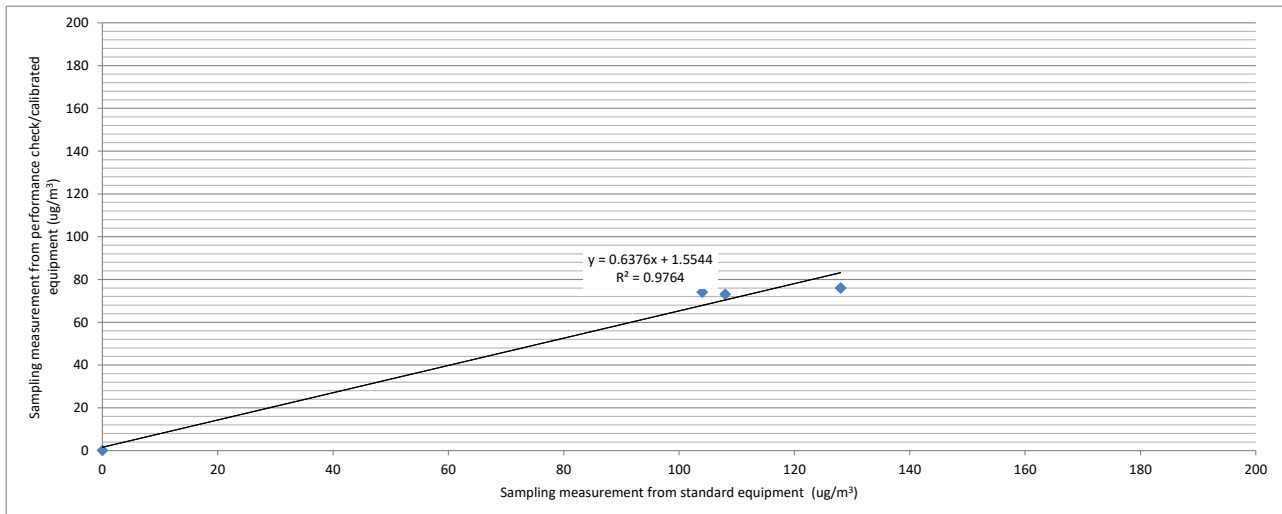
\* Filter paper weighting was conducted by HOKLAS accredited laboratory.

Linear Regression of Y on X

Slope (K- factor) : 1.6000

Correlation Coefficient : 0.9881

Validity of Performance Check / Calibration Record : 17/3/2021



Operator: Henry Lau

Date: 17-Mar-20

Checked by: James Chu

Date: 18-Mar-20





Portable Dust Meter Performance Check Record

Portable Dust Meter

Type : Particulate Monitor
Manufacturer : Metone AEROCET 831
Model Number : BT-645
Serial Number : X19298
Performance Check Date : 16-Sep-20

Standard Equipment

Type : High Volume Sampler
Manufacturer : TISCH
Model Number : TE-5170
Equipment Number : HVS000
Last Calibration Date : 17-Aug-20

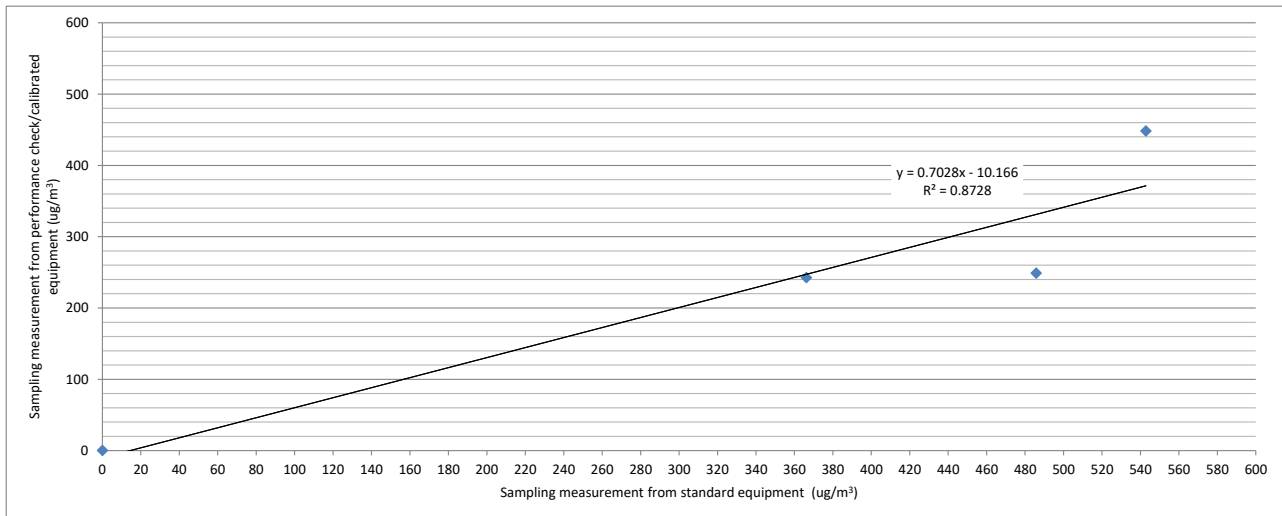
Portable Dust Meter Performance Check Results

Table with 6 columns: Trial no. in 1-hr period, Time, Mean Pressure (hPa), Mean Temp (°C), Concentration in ug/m³ (Standard equipment) (X - Axis), Concentration in ug/m³ (Performance Check / Calibrated equipment) (Y - Axis). Rows include Zero Check and trials 1, 2, 3.

\* Filter paper weighting was conducted by HOKLAS accredited laboratory.

Linear Regression of Y on X

Slope (K- factor) : 1.3000
Correlation Coefficient : 0.9342
Validity of Performance Check / Calibration Record : 16/9/2021



Operator: Alan

Date: 16-Sep-20

Checked by: James Chu

Date: 17-Sep-20



Portable Dust Meter Performance Check Record

Portable Dust Meter

Type : Particulate Monitor
Manufacturer : Metone AEROCET 831
Model Number : BT-645
Serial Number : X19299
Performance Check Date : 16-Sep-20

Standard Equipment

Type : High Volume Sampler
Manufacturer : TISCH
Model Number : TE-5170
Equipment Number : HVS000
Last Calibration Date : 17-Aug-20

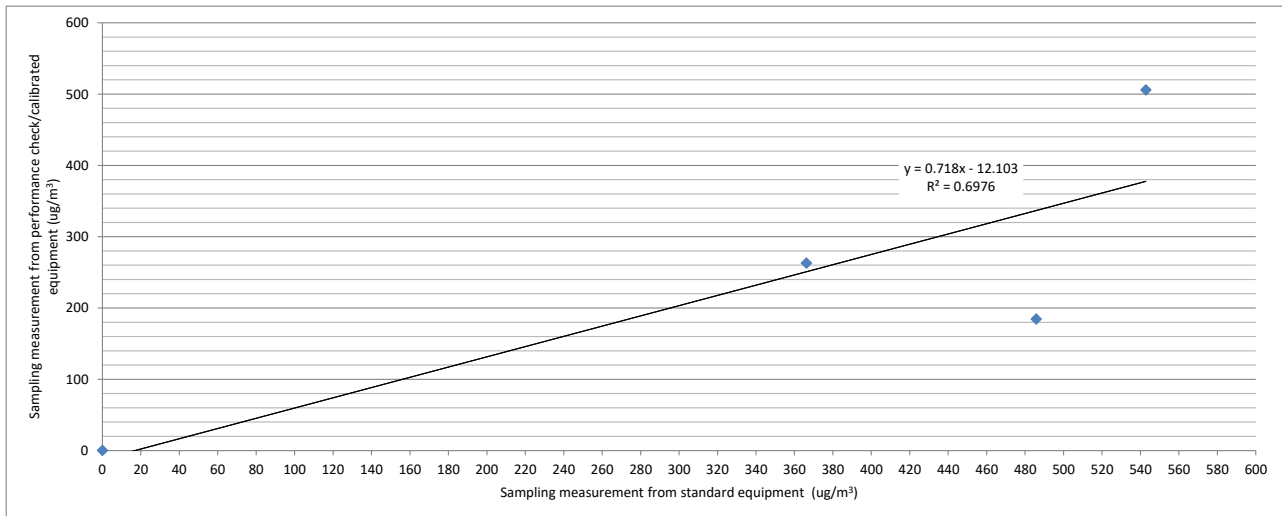
Portable Dust Meter Performance Check Results

Table with 6 columns: Trial no. in 1-hr period, Time, Mean Pressure (hPa), Mean Temp (°C), Concentration in ug/m³ (Standard equipment), Concentration in ug/m³ (Performance Check / Calibrated equipment). Rows include Zero Check and trials 1, 2, 3.

\* Filter paper weighting was conducted by HOKLAS accredited laboratory.

Linear Regression of Y on X

Slope (K- factor) : 1.0000
Correlation Coefficient : 0.8352
Validity of Performance Check / Calibration Record : 16/9/2021



Operator: Alan

Date: 16-Sep-20

Checked by: James Chu

Date: 17-Sep-20



Portable Dust Meter Performance Check Record

Portable Dust Meter

Type : Particulate Monitor
Manufacturer : MET ONE INSTRUMENTS
Model Number : 831
Serial Number : R14332
Performance Check Date : 27-Apr-20

Standard Equipment

Type : High Volume Sampler
Manufacturer : TISCH
Model Number : TE-5170
Equipment Number : HVS006
Last Calibration Date : 07-Mar-20

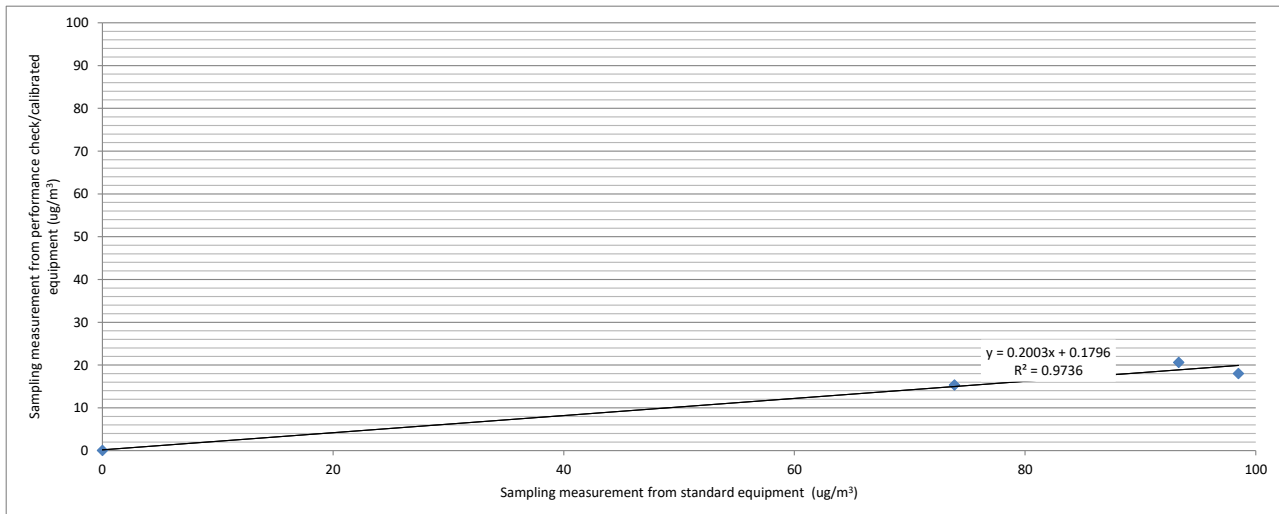
Portable Dust Meter Performance Check Results

Table with 6 columns: Trial no. in 1-hr period, Time, Mean Pressure (hPa), Mean Temp (°C), Concentration in ug/m³ (Standard equipment) (X - Axis), Concentration in ug/m³ (Performance Check / Calibrated equipment) (Y - Axis). Rows include Zero Check and trials 1, 2, 3.

\* Filter paper weighting was conducted by HOKLAS accredited laboratory.

Linear Regression of Y on X

Slope (K- factor) : 4.9000
Correlation Coefficient : 0.9867
Validity of Performance Check / Calibration Record : 27/4/2021



Operator: Henry Lau

Date: 27-Apr-20

Checked by: James Chu

Date: 28-Apr-20



Portable Dust Meter Performance Check Record

Portable Dust Meter

Type : Particulate Monitor
Manufacturer : Metone AEROCET 831
Model Number : 831
Serial Number : W15448
Performance Check Date : 03-Nov-20

Standard Equipment

Type : High Volume Sampler
Manufacturer : TISCH
Model Number : TE-5170
Equipment Number : HVS018
Last Calibration Date : 08-Sep-20

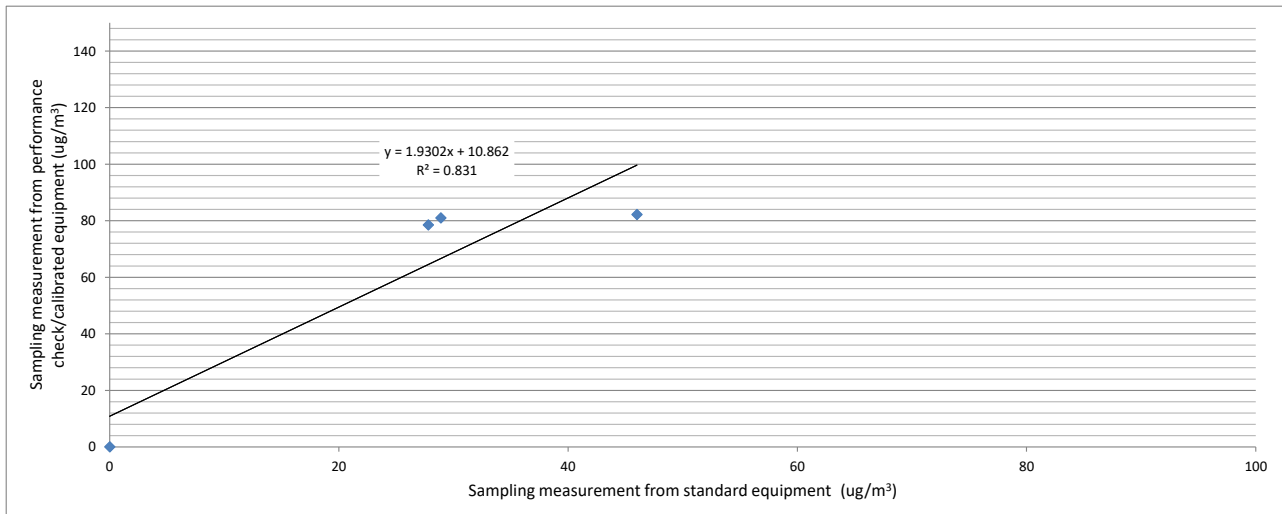
Portable Dust Meter Performance Check Results

Table with 6 columns: Trial no. in 1-hr period, Time, Mean Pressure (hPa), Mean Temp (°C), Concentration in ug/m³ (Standard equipment), Concentration in ug/m³ (Performance Check / Calibrated equipment). Rows include Zero Check and trials 1, 2, 3.

\* Filter paper weighting was conducted by HOKLAS accredited laboratory.

Linear Regression of Y on X

Slope (K- factor) : 0.5000
Correlation Coefficient : 0.9116
Validity of Performance Check / Calibration Record : 3/11/2021



Operator: Alan Ng

Date: 03-Nov-20

Checked by: James Chu

Date: 04-Nov-20



Portable Dust Meter Performance Check Record

Portable Dust Meter

Type : Particulate Monitor
Manufacturer : MET ONE INSTRUMENTS
Model Number : BT-645
Serial Number : R22586
Performance Check Date : 02-May-20

Standard Equipment

Type : High Volume Sampler
Manufacturer : TISCH
Model Number : TE-5170
Equipment Number : HVS006
Last Calibration Date : 07-Mar-20

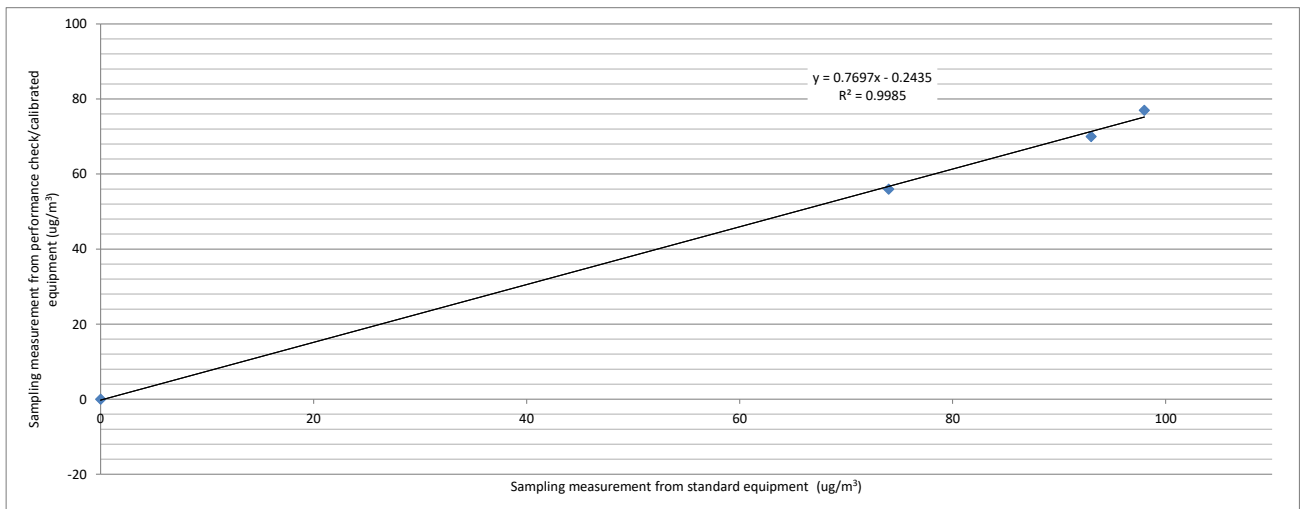
Portable Dust Meter Performance Check Results

Table with 6 columns: Trial no. in 1-hr period, Time, Mean Pressure (hPa), Mean Temp (°C), Concentration in ug/m³ (Standard equipment), Concentration in ug/m³ (Performance Check / Calibrated equipment). Rows include Zero Check and trials 1, 2, 3.

\* Filter paper weighting was conducted by HOKLAS accredited laboratory.

Linear Regression of Y on X

Slope (K- factor) : 1.3000
Correlation Coefficient : 0.9992
Validity of Performance Check / Calibration Record : 2/5/2021



Operator: Henry Lau

Date: 02-May-20

Checked by: Chan Ka Chun

Date: 21-Mar-19



Portable Dust Meter Performance Check Record

Portable Dust Meter

Type : Particulate Monitor
Manufacturer : HAL technology
Model Number : HAL-HPC301
Serial Number : 3011907012
Performance Check Date : 27-Aug-20

Standard Equipment

Type : High Volume Sampler
Manufacturer : TISCH
Model Number : TE-5170
Equipment Number : HVS018
Last Calibration Date : 14-Jul-20

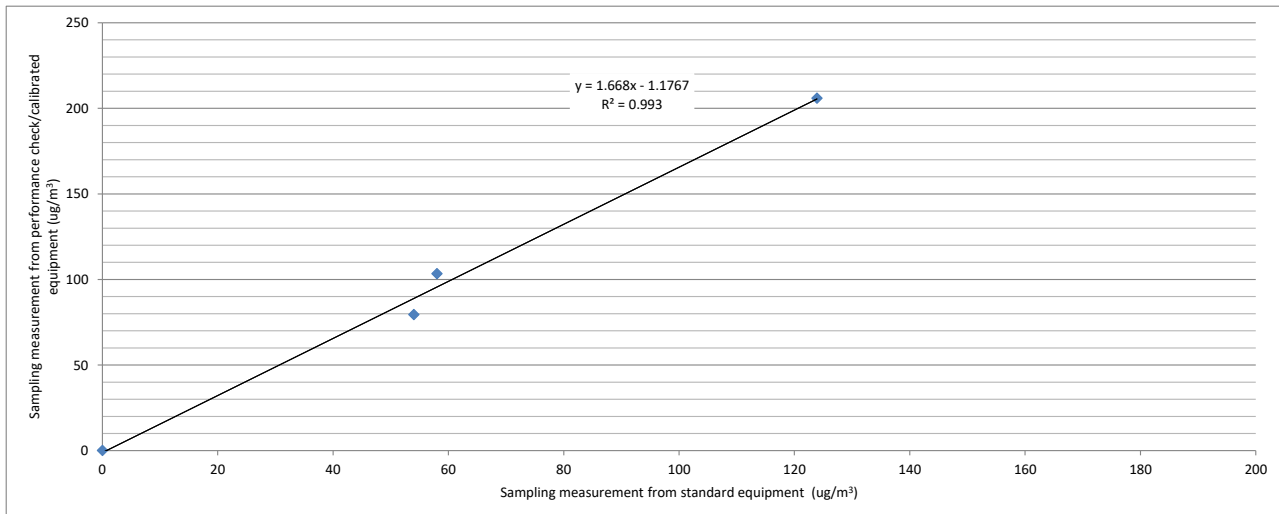
Portable Dust Meter Performance Check Results

Table with 6 columns: Trial no. in 1-hr period, Time, Mean Pressure (hPa), Mean Temp (°C), Concentration in ug/m³ (Standard equipment), Concentration in ug/m³ (Performance Check / Calibrated equipment). Rows include Zero Check and trials 1, 2, 3.

\* Filter paper weighting was conducted by HOKLAS accredited laboratory.

Linear Regression of Y on X

Slope (K- factor) : 0.6000
Correlation Coefficient : 0.9965
Validity of Performance Check / Calibration Record : 27/8/2021



Operator: Alan Ng

Date: 27-Aug-20

Checked by: James Chu

Date: 28-Aug-20



## REPORT OF EQUIPMENT PERFORMANCE CHECK/CALIBRATION

**CONTACT:** HENRY LAU  
**CLIENT:** LAM ENVIRONMENTAL SERVICES LTD  
**ADDRESS:** 19/F, REMEX CENTRE,  
42 WONG CHUK HANG ROAD,  
HONG KONG

**WORK ORDER:** HK2102477

**SUB- BATCH:** 0  
**LABORATORY:** HONG KONG  
**DATE RECEIVED:** 18-Jan- 2021  
**DATE OF ISSUE:** 27-Jan- 2021

### SPECIFIC COMMENTS

Equipment information (Brand name, Model No., Serial No. and Equipment No.) is provided by client. The performance of the equipment stated in this report is checked with independent reference material and results compared against a calibrated secondary source.

The "Tolerance Limit" quoted is the acceptance criteria applicable for similar equipment used by the laboratory or quoted from relevant international standards.

The "Next Calibration Date" is recommended according to best practice principle as practised by the laboratory or quoted from relevant international standards.

The validity of equipment/ meter performance only applies to the result(s) stated in the report.

Equipment Type: Multifunctional Meter  
Service Nature: Performance Check  
Scope: Dissolved Oxygen, pH Value, Salinity and Temperature  
Brand Name/ Model No.: YSI Professional Plus  
Serial No./ Equipment No.: 17F100236  
Date of Calibration: 21- January- 2021

### GENERAL COMMENTS

This is the Final Report and supersedes any preliminary report with this batch number.

Mr Chan Siu Ming, Vico  
Manager - Inorganic

*This report may not be reproduced except with prior written approval from ALS Technichem (HK) Pty Ltd.*

# REPORT OF EQUIPMENT PERFORMANCE CHECK/CALIBRATION



**WORK ORDER:** HK2102477  
**SUB- BATCH:** 0  
**DATE OF ISSUE:** 27-Jan- 2021  
**CLIENT:** LAM ENVIRONMENTAL SERVICES LTD

**Equipment Type:** Multifunctional Meter  
**Brand Name/ Model No.:** YSI Professional Plus  
**Serial No./ Equipment No.:** 17F100236  
**Date of Calibration:** 21-January- 2021      **Date of Next Calibration:** 21- April- 2021

**PARAMETERS:**

**Dissolved Oxygen**      Method Ref: APHA (21st edition), 4500O: G

Expected Reading (mg/L)	Displayed Reading (mg/L)	Tolerance (mg/L)
3.97	3.84	- 0.13
6.68	6.55	- 0.13
8.83	8.92	+ 0.09
	Tolerance Limit (mg/L)	± 0.20

**pH Value**      Method Ref: APHA (21st edition), 4500H: B

Expected Reading (pH unit)	Displayed Reading (pH unit)	Tolerance (pH unit)
4.0	4.18	+ 0.18
7.0	6.91	- 0.09
10.0	9.49	- 0.51
	Tolerance Limit (pH unit)	± 0.20

**Salinity**      Method Ref: APHA (21st edition), 2520B

Expected Reading (ppt)	Displayed Reading (ppt)	Tolerance (%)
0	0.01	--
10	9.82	- 1.8
20	19.23	- 3.9
30	28.62	- 4.6
	Tolerance Limit (%)	± 10.0

Remark: "Displayed Reading" presents the figures shown on item under calibration / checking regardless of equipment precision or significant figures.

Mr Chan Siu Ming, Vico  
 Manager - Inorganic



# REPORT OF EQUIPMENT PERFORMANCE CHECK/CALIBRATION



WORK ORDER: HK2102477  
SUB- BATCH: 0  
DATE OF ISSUE: 27- Jan- 2021  
CLIENT: LAM ENVIRONMENTAL SERVICES LTD

Equipment Type: Multifunctional Meter  
Brand Name/  
Model No.: YSI Professional Plus  
Serial No./  
Equipment No.: 17F100236  
Date of Calibration: 21- January- 2021

Date of Next Calibration: 21- April- 2021

## PARAMETERS:

### Temperature

Method Ref: Section 6 of International Accreditation New Zealand Technical  
Guide No. 3 Second edition March 2008: Working Thermometer Calibration Procedure.

Expected Reading (°C)	Displayed Reading (°C)	Tolerance (°C)
10.0	10.3	+ 0.3
22.0	21.9	- 0.1
39.0	39.2	+ 0.2
	Tolerance Limit (°C)	± 2.0

Remark: "Displayed Reading" presents the figures shown on item under calibration / checking regardless of equipment precision or significant figures.

Mr Chan Siu Ming, Vico  
Manager - Inorganic





**REPORT OF EQUIPMENT PERFORMANCE CHECK / CALIBRATION**

**WORK ORDER:** 22777053-A04B4101  
**DATE OF ISSUE:** 13/01/2021  
**CLIENT:** LAM ENVIRONMENTAL SERVICES

<b>Equipment Type:</b>	Turbidimeter
<b>Brand Name:</b>	Xin Rui
<b>Model No.:</b>	WGZ-3B
<b>Serial No.:</b>	2005060
<b>Equipment No.:</b>	---
<b>Date of Calibration:</b>	13/01/2021
<b>Date of next Calibration:</b>	15/04/2021
<b>Lab I.D.:</b>	H210002-01

**Parameters:**

**Turbidity**

Method Ref: APHA 22<sup>nd</sup> ed. 2130B

Expected Reading (NTU)	Display Reading (NTU)	Tolerance
0	0.00	---
4	4.00	0.0%
10	9.96	-0.4%
40	39.99	0.0%
100	99.66	-0.3%
400	395	-1.2%
1000	987	-1.3%
	Tolerance Limit ( $\pm$ )	10%

Remark: "Displayed Reading" presents the figures shown on item under calibration/checking regardless of equipment precision or significant figures.