



Report on 1-hour TSP monitoring at NCWBR\_AMS-1 - Shun Lee Fire Station

Action Level ( $\mu\text{g}/\text{m}^3$ ) - 284.4  
Limit Level ( $\mu\text{g}/\text{m}^3$ ) - 500.0

Date	Weather Condition	Time	Mass Concentration ( $\mu\text{g}/\text{m}^3$ )
1-Feb-21	Fine	8:00	35.0
1-Feb-21	Fine	9:00	37.0
1-Feb-21	Fine	10:00	33.0
6-Feb-21	Fine	8:00	25.0
6-Feb-21	Fine	9:00	30.0
6-Feb-21	Fine	10:00	32.0
11-Feb-21	Fine	8:00	37.0
11-Feb-21	Fine	9:00	42.0
11-Feb-21	Fine	10:00	40.0
17-Feb-21	Fine	08:00	26.8
17-Feb-21	Fine	09:01	23.1
17-Feb-21	Fine	10:01	23.1
23-Feb-21	Fine	08:00	29.0
23-Feb-21	Fine	09:01	26.2
23-Feb-21	Fine	10:01	27.0



Report on 1-hour TSP monitoring at NCWBR\_AMS-2 - Shun Lee Estate Lee Hang House

Action Level ( $\mu\text{g}/\text{m}^3$ ) - 282.4  
Limit Level ( $\mu\text{g}/\text{m}^3$ ) - 500.0

Date	Weather Condition	Time	Mass Concentration ( $\mu\text{g}/\text{m}^3$ )
1-Feb-21	Fine	8:04	40.6
1-Feb-21	Fine	9:05	36.0
1-Feb-21	Fine	10:06	33.9
6-Feb-21	Fine	8:01	60.9
6-Feb-21	Fine	9:02	64.4
6-Feb-21	Fine	10:03	72.5
11-Feb-21	Fine	8:32	18.5
11-Feb-21	Fine	9:33	14.7
11-Feb-21	Fine	10:34	13.0
17-Feb-21	Fine	08:00	20.3
17-Feb-21	Fine	09:01	64.3
17-Feb-21	Fine	10:02	107.1
23-Feb-21	Fine	08:00	26.0
23-Feb-21	Fine	09:01	28.5
23-Feb-21	Fine	10:01	28.6



Report on 1-hour TSP monitoring at NCWBR\_AMS-3 - Shun Lee Disciplined Services  
Quarters (Block 6)  
Action Level ( $\mu\text{g}/\text{m}^3$ ) - 287.9  
Limit Level ( $\mu\text{g}/\text{m}^3$ ) - 500.0

Date	Weather Condition	Time	Mass Concentration ( $\mu\text{g}/\text{m}^3$ )
1-Feb-21	Fine	8:00	28.0
1-Feb-21	Fine	9:00	26.0
1-Feb-21	Fine	10:00	27.0
6-Feb-21	Fine	8:00	35.0
6-Feb-21	Fine	9:00	42.0
6-Feb-21	Fine	10:00	40.0
11-Feb-21	Fine	8:00	20.0
11-Feb-21	Fine	9:00	18.0
11-Feb-21	Fine	10:00	16.0
17-Feb-21	Fine	08:00	29.2
17-Feb-21	Fine	09:01	28.4
17-Feb-21	Fine	10:01	31.1
23-Feb-21	Fine	08:05	7.3
23-Feb-21	Fine	09:06	15.4
23-Feb-21	Fine	10:07	11.7



Report on 1-hour TSP monitoring at NCWBR\_AMS-4 - Sienna Garden

Action Level ( $\mu\text{g}/\text{m}^3$ ) - 281.6  
Limit Level ( $\mu\text{g}/\text{m}^3$ ) - 500.0

Date	Weather Condition	Time	Mass Concentration ( $\mu\text{g}/\text{m}^3$ )
1-Feb-21	Fine	8:00	106.0
1-Feb-21	Fine	9:00	110.0
1-Feb-21	Fine	10:00	108.0
6-Feb-21	Fine	8:00	90.0
6-Feb-21	Fine	9:00	95.0
6-Feb-21	Fine	10:00	110.0
11-Feb-21	Fine	8:00	85.0
11-Feb-21	Fine	9:00	90.0
11-Feb-21	Fine	10:00	88.0
17-Feb-21	Fine	08:17	26.7
17-Feb-21	Fine	09:18	28.0
17-Feb-21	Fine	10:19	32.9
23-Feb-21	Fine	08:15	38.2
23-Feb-21	Fine	09:16	50.3
23-Feb-21	Fine	10:17	50.0

Report on 1-hour TSP monitoring at NCWBR\_AMS-5 - Shun Chi Court Shun Fung

House

Action Level ( $\mu\text{g}/\text{m}^3$ ) - 270.0

Limit Level ( $\mu\text{g}/\text{m}^3$ ) - 500.0

Date	Weather Condition	Time	Mass Concentration ( $\mu\text{g}/\text{m}^3$ )
1-Feb-21	Fine	8:16	70.8
1-Feb-21	Fine	9:17	55.5
1-Feb-21	Fine	10:18	51.2
6-Feb-21	Fine	8:17	11.8
6-Feb-21	Fine	9:18	9.2
6-Feb-21	Fine	10:19	12.2
11-Feb-21	Fine	8:41	11.2
11-Feb-21	Fine	9:42	7.0
11-Feb-21	Fine	10:43	4.9
17-Feb-21	Fine	08:24	22.6
17-Feb-21	Fine	09:25	19.3
17-Feb-21	Fine	10:26	18.1
23-Feb-21	Fine	08:16	23.3
23-Feb-21	Fine	09:17	30.1
23-Feb-21	Fine	10:18	28.0



Report on 1-hour TSP monitoring at LTR\_AMS-1 - St Edward's Catholic Primary School

Action Level ( $\mu\text{g}/\text{m}^3$ ) - 272.1  
Limit Level ( $\mu\text{g}/\text{m}^3$ ) - 500.0

Date	Weather Condition	Time	Mass Concentration ( $\mu\text{g}/\text{m}^3$ )
1-Feb-21	Fine	8:32	93.4
1-Feb-21	Fine	9:33	79.0
1-Feb-21	Fine	10:34	78.6
6-Feb-21	Fine	8:06	9.1
6-Feb-21	Fine	9:07	22.4
6-Feb-21	Fine	10:08	38.3
11-Feb-21	Fine	8:56	16.5
11-Feb-21	Fine	9:57	10.7
11-Feb-21	Fine	10:58	10.0
17-Feb-21	Fine	8:02	7.8
17-Feb-21	Fine	9:03	14.4
17-Feb-21	Fine	10:04	13.8
23-Feb-21	Fine	08:26	35.6
23-Feb-21	Fine	09:27	29.9
23-Feb-21	Fine	10:28	37.6



Report on 1-hour TSP monitoring at LTR\_AMS-2 - Environmental Protection  
Department's Restored Landfill Site Office  
Action Level ( $\mu\text{g}/\text{m}^3$ ) - 281.1  
Limit Level ( $\mu\text{g}/\text{m}^3$ ) - 500.0

Date	Weather Condition	Time	Mass Concentration ( $\mu\text{g}/\text{m}^3$ )
1-Feb-21	Fine	8:42	30.2
1-Feb-21	Fine	9:43	41.6
1-Feb-21	Fine	10:44	36.6
6-Feb-21	Fine	8:24	40.5
6-Feb-21	Fine	9:25	39.3
6-Feb-21	Fine	10:26	41.1
11-Feb-21	Fine	8:04	11.2
11-Feb-21	Fine	9:05	4.3
11-Feb-21	Fine	10:06	2.6
17-Feb-21	Fine	08:31	17.6
17-Feb-21	Fine	09:32	24.7
17-Feb-21	Fine	10:33	23.6
23-Feb-21	Fine	08:31	36.0
23-Feb-21	Fine	09:32	24.5
23-Feb-21	Fine	10:33	29.7



Report on 1-hour TSP monitoring at LTR\_AMS-3 - Po Tat Estate Tat Kai House

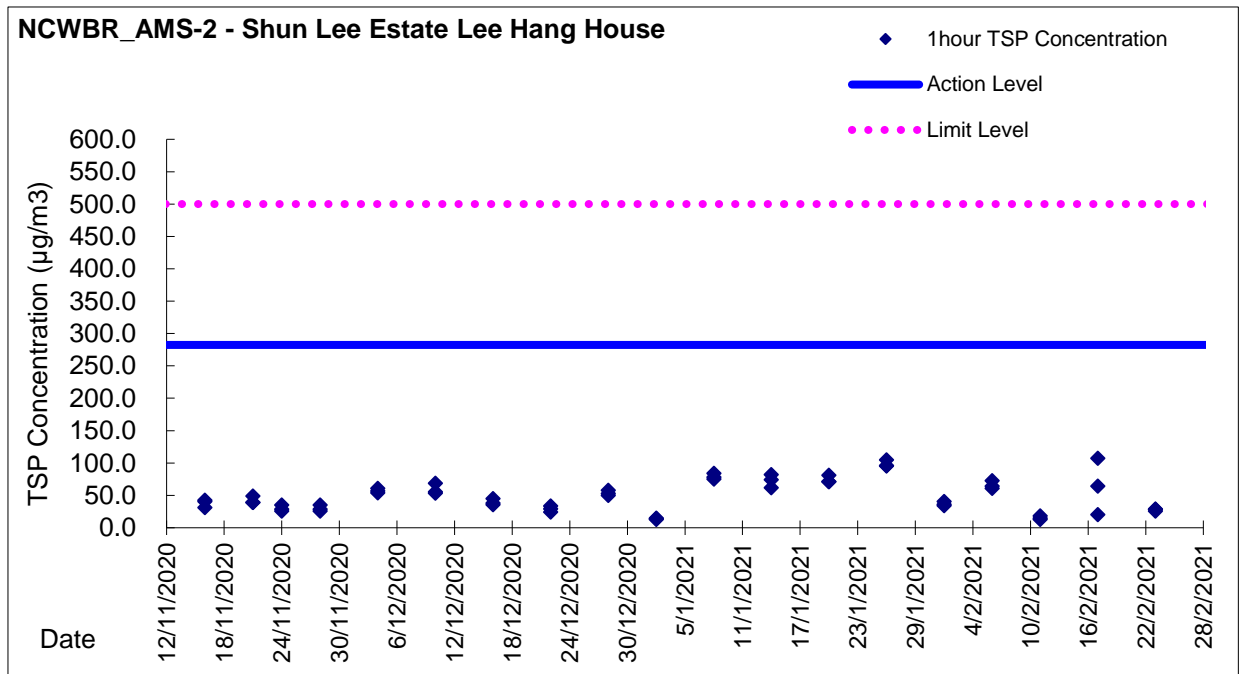
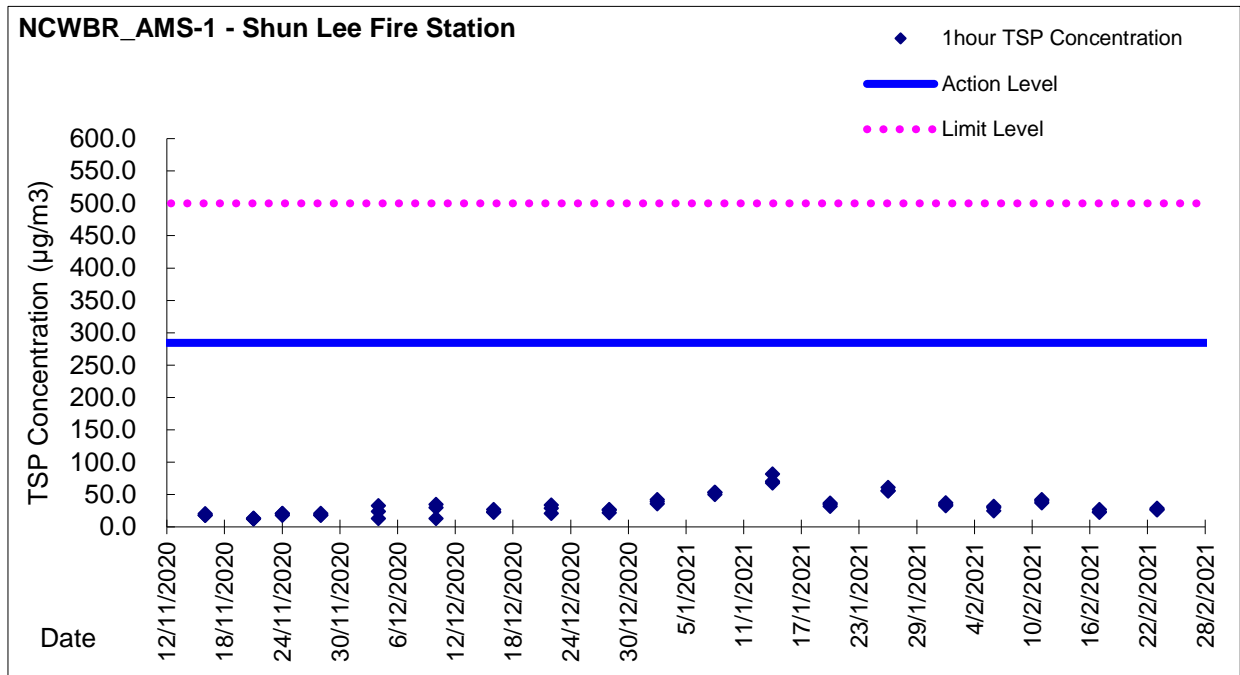
Action Level ( $\mu\text{g}/\text{m}^3$ ) - 285.1  
Limit Level ( $\mu\text{g}/\text{m}^3$ ) - 500.0

Date	Weather Condition	Time	Mass Concentration ( $\mu\text{g}/\text{m}^3$ )
1-Feb-21	Fine	8:00	50.0
1-Feb-21	Fine	9:00	45.0
1-Feb-21	Fine	10:00	48.0
6-Feb-21	Fine	8:00	22.0
6-Feb-21	Fine	9:00	15.0
6-Feb-21	Fine	10:00	18.0
11-Feb-21	Fine	8:00	16.0
11-Feb-21	Fine	9:00	18.0
11-Feb-21	Fine	10:00	20.0
17-Feb-21	Fine	8:45	14.1
17-Feb-21	Fine	9:46	12.4
17-Feb-21	Fine	10:46	13.3
23-Feb-21	Fine	08:33	22.6
23-Feb-21	Fine	09:34	24.1
23-Feb-21	Fine	10:35	21.5



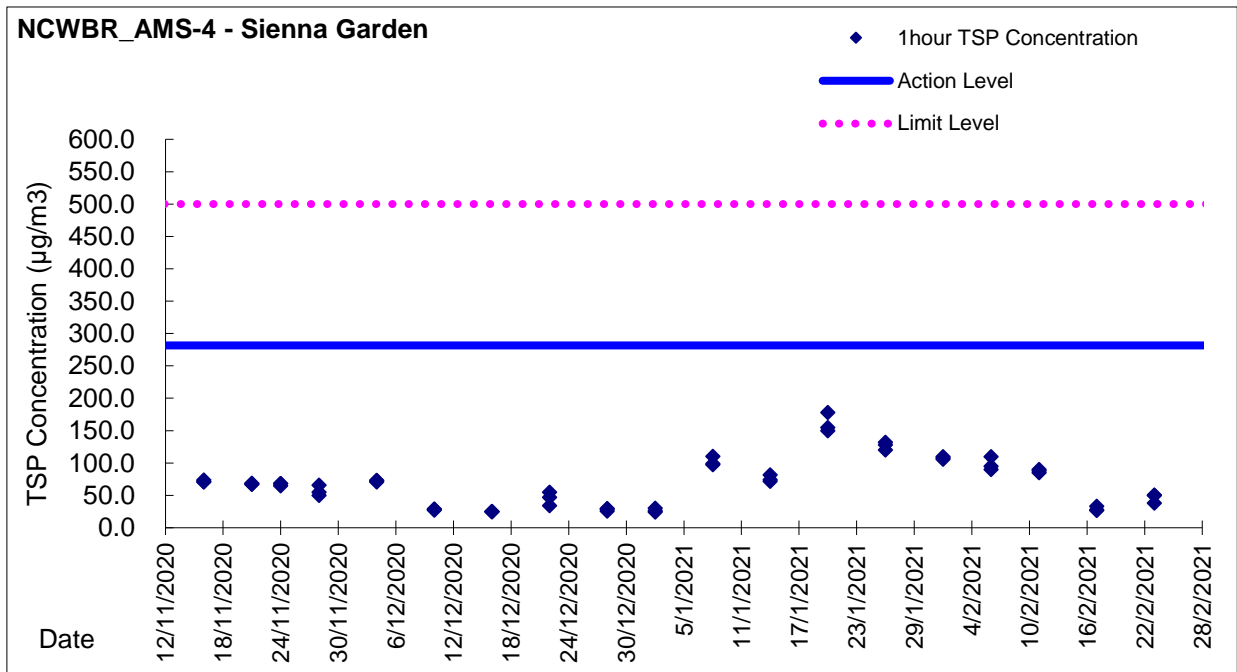
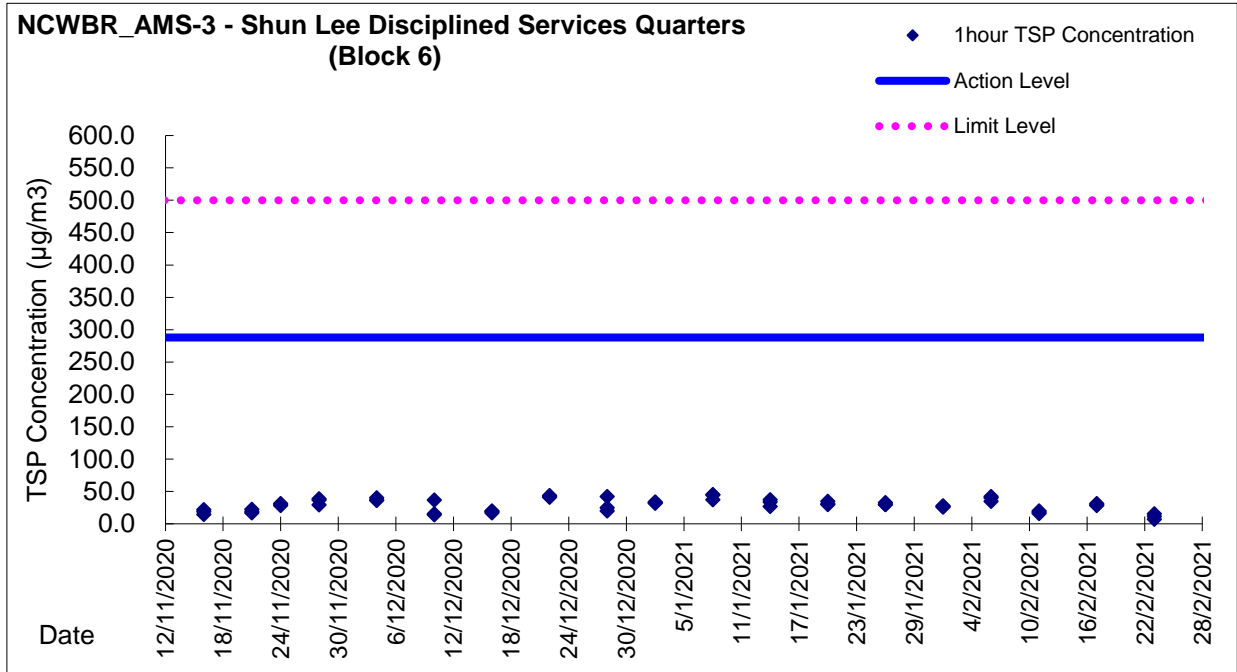


Graphic Presentation of TSP Result



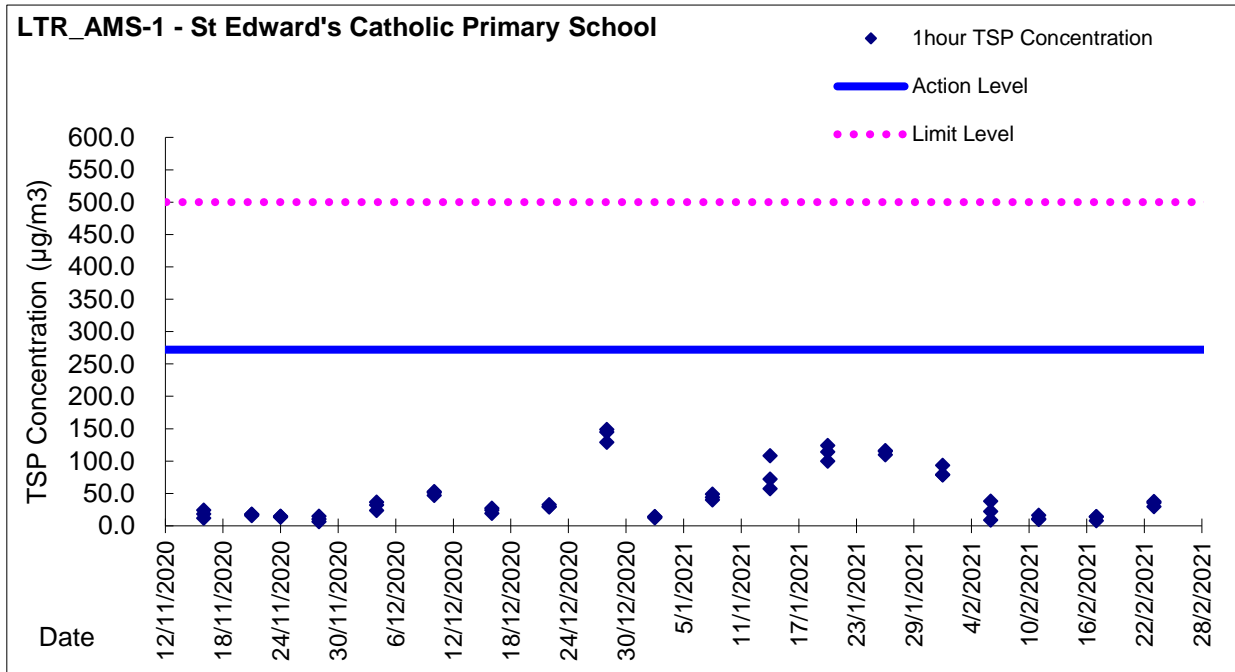
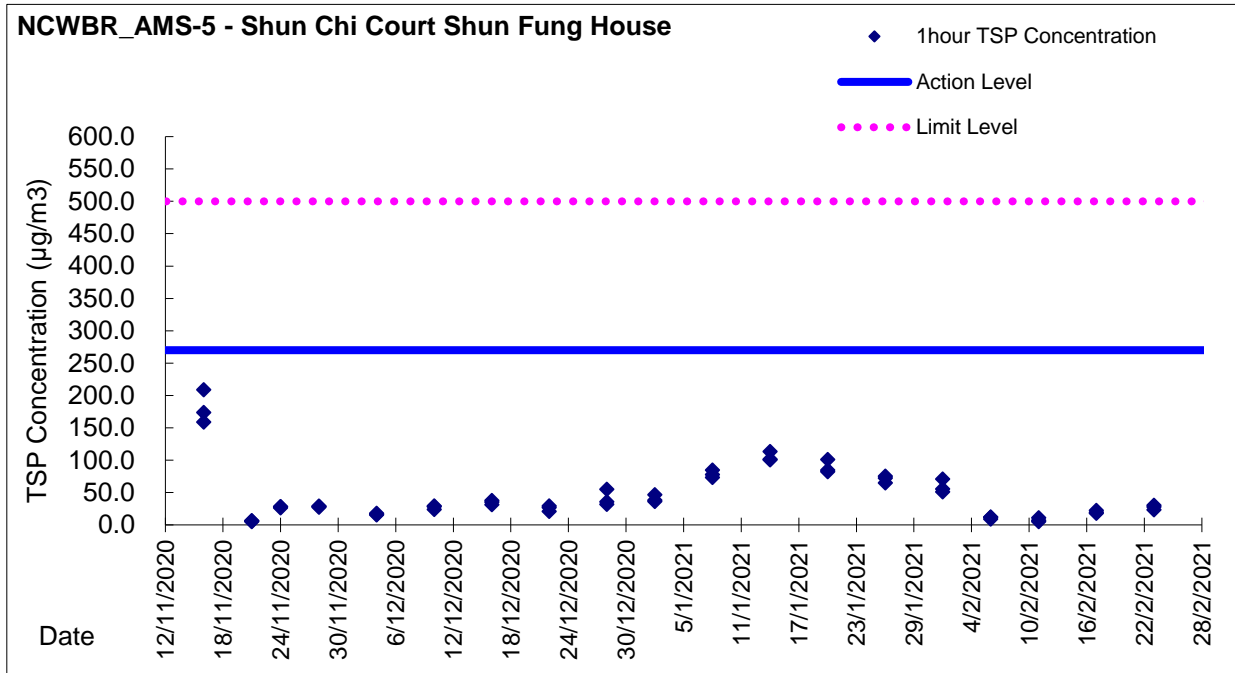


Graphic Presentation of TSP Result





Graphic Presentation of TSP Result





Graphic Presentation of TSP Result

