



Report on 1-hour TSP monitoring at NCWBR_AMS-1 - Shun Lee Fire Station

Action Level ($\mu\text{g}/\text{m}^3$) - 284.4
Limit Level ($\mu\text{g}/\text{m}^3$) - 500.0

Date	Weather Condition	Time	Mass Concentration ($\mu\text{g}/\text{m}^3$)
04-Mar-19	Cloudy	13:10	17.7
04-Mar-19	Cloudy	14:11	22.2
04-Mar-19	Cloudy	15:12	39.2
09-Mar-19	Cloudy	8:20	19.5
09-Mar-19	Cloudy	9:21	18.7
09-Mar-19	Cloudy	10:22	19.2
15-Mar-19	Cloudy	13:00	26.3
15-Mar-19	Cloudy	14:01	24.7
15-Mar-19	Cloudy	15:02	22.8
21-Mar-19	Cloudy	08:14	29.2
21-Mar-19	Cloudy	09:15	26.0
21-Mar-19	Cloudy	10:16	22.3
27-Mar-19	Fine	08:57	37.4
27-Mar-19	Fine	09:58	36.9
27-Mar-19	Fine	10:59	35.1



Report on 1-hour TSP monitoring at NCWBR_AMS-2 - Shun Lee Estate Lee Hang House

Action Level ($\mu\text{g}/\text{m}^3$) - 282.4
Limit Level ($\mu\text{g}/\text{m}^3$) - 500.0

Date	Weather Condition	Time	Mass Concentration ($\mu\text{g}/\text{m}^3$)
04-Mar-19	Cloudy	10:52	25.2
04-Mar-19	Cloudy	13:05	20.0
04-Mar-19	Cloudy	14:06	25.9
09-Mar-19	Cloudy	8:40	25.4
09-Mar-19	Cloudy	9:41	28.1
09-Mar-19	Cloudy	10:42	25.6
15-Mar-19	Cloudy	13:00	67.2
15-Mar-19	Cloudy	14:01	62.8
15-Mar-19	Cloudy	15:02	67.2
21-Mar-19	Cloudy	09:02	29.7
21-Mar-19	Cloudy	10:03	28.0
21-Mar-19	Cloudy	13:00	23.0
27-Mar-19	Fine	08:35	40.2
27-Mar-19	Fine	09:36	33.8
27-Mar-19	Fine	10:37	32.1



Report on 1-hour TSP monitoring at NCWBR_AMS-3 - Shun Lee Disciplined Services
Quarters (Block 6)
Action Level ($\mu\text{g}/\text{m}^3$) - 287.9
Limit Level ($\mu\text{g}/\text{m}^3$) - 500.0

Date	Weather Condition	Time	Mass Concentration ($\mu\text{g}/\text{m}^3$)
04-Mar-19	Cloudy	13:08	19.1
04-Mar-19	Cloudy	14:09	23.7
04-Mar-19	Cloudy	15:10	51.9
09-Mar-19	Cloudy	8:30	48.5
09-Mar-19	Cloudy	9:31	47.5
09-Mar-19	Cloudy	10:32	48.6
15-Mar-19	Cloudy	13:00	76.3
15-Mar-19	Cloudy	14:01	66.7
15-Mar-19	Cloudy	15:02	68.0
21-Mar-19	Cloudy	09:01	26.3
21-Mar-19	Cloudy	10:02	23.2
21-Mar-19	Cloudy	13:00	21.5
27-Mar-19	Fine	09:30	34.6
27-Mar-19	Fine	10:31	31.6
27-Mar-19	Fine	13:05	33.0



Report on 1-hour TSP monitoring at NCWBR_AMS-4 - Sienna Garden

Action Level ($\mu\text{g}/\text{m}^3$) - 281.6
Limit Level ($\mu\text{g}/\text{m}^3$) - 500.0

Date	Weather Condition	Time	Mass Concentration ($\mu\text{g}/\text{m}^3$)
04-Mar-19	Cloudy	13:28	25.9
04-Mar-19	Cloudy	14:29	35.1
04-Mar-19	Cloudy	15:30	83.3
09-Mar-19	Cloudy	8:10	40.3
09-Mar-19	Cloudy	9:11	40.8
09-Mar-19	Cloudy	10:12	41.8
15-Mar-19	Cloudy	13:00	59.5
15-Mar-19	Cloudy	14:01	55.5
15-Mar-19	Cloudy	15:02	64.3
21-Mar-19	Cloudy	08:11	17.9
21-Mar-19	Cloudy	09:12	16.9
21-Mar-19	Cloudy	10:13	20.7
27-Mar-19	Fine	08:50	42.4
27-Mar-19	Fine	09:51	41.1
27-Mar-19	Fine	10:52	38.0



Report on 1-hour TSP monitoring at NCWBR_AMS-5 - Shun Chi Court Shun Fung

House

Action Level ($\mu\text{g}/\text{m}^3$) - 270.0

Limit Level ($\mu\text{g}/\text{m}^3$) - 500.0

Date	Weather Condition	Time	Mass Concentration ($\mu\text{g}/\text{m}^3$)
04-Mar-19	Cloudy	13:03	13.3
04-Mar-19	Cloudy	14:04	28.8
04-Mar-19	Cloudy	15:05	29.0
09-Mar-19	Cloudy	8:15	30.7
09-Mar-19	Cloudy	9:16	31.2
09-Mar-19	Cloudy	10:17	26.1
15-Mar-19	Cloudy	13:00	37.7
15-Mar-19	Cloudy	14:01	34.5
15-Mar-19	Cloudy	15:02	38.9
21-Mar-19	Cloudy	09:05	46.6
21-Mar-19	Cloudy	10:06	16.8
21-Mar-19	Cloudy	13:00	14.5
27-Mar-19	Fine	09:10	25.7
27-Mar-19	Fine	10:11	25.9
27-Mar-19	Fine	13:00	32.8



Report on 1-hour TSP monitoring at LTR_AMS-1 - St Edward's Catholic Primary School

Action Level ($\mu\text{g}/\text{m}^3$) - 272.1
Limit Level ($\mu\text{g}/\text{m}^3$) - 500.0

Date	Weather Condition	Time	Mass Concentration ($\mu\text{g}/\text{m}^3$)
04-Mar-19	Cloudy	13:40	7.8
04-Mar-19	Cloudy	14:41	12.3
04-Mar-19	Cloudy	15:42	25.3
09-Mar-19	Cloudy	8:25	71.9
09-Mar-19	Cloudy	9:26	67.0
09-Mar-19	Cloudy	10:27	68.0
15-Mar-19	Cloudy	13:00	28.4
15-Mar-19	Cloudy	14:01	28.8
15-Mar-19	Cloudy	15:02	27.9
21-Mar-19	Cloudy	08:09	13.6
21-Mar-19	Cloudy	09:10	12.2
21-Mar-19	Cloudy	10:11	12.3
27-Mar-19	Fine	09:55	21.6
27-Mar-19	Fine	10:56	20.4
27-Mar-19	Fine	13:00	20.5



Report on 1-hour TSP monitoring at LTR_AMS-2 - Environmental Protection
Department's Restored Landfill Site Office
Action Level ($\mu\text{g}/\text{m}^3$) - 281.1
Limit Level ($\mu\text{g}/\text{m}^3$) - 500.0

Date	Weather Condition	Time	Mass Concentration ($\mu\text{g}/\text{m}^3$)
04-Mar-19	Cloudy	13:45	12.0
04-Mar-19	Cloudy	14:46	18.1
04-Mar-19	Cloudy	15:47	31.5
09-Mar-19	Cloudy	8:45	17.4
09-Mar-19	Cloudy	9:46	23.1
09-Mar-19	Cloudy	10:47	18.1
15-Mar-19	Cloudy	13:00	13.3
15-Mar-19	Cloudy	14:01	12.0
15-Mar-19	Cloudy	15:02	13.5
21-Mar-19	Cloudy	08:15	18.5
21-Mar-19	Cloudy	09:16	16.4
21-Mar-19	Cloudy	10:17	15.5
27-Mar-19	Fine	09:43	16.2
27-Mar-19	Fine	10:44	15.6
27-Mar-19	Fine	13:00	20.5



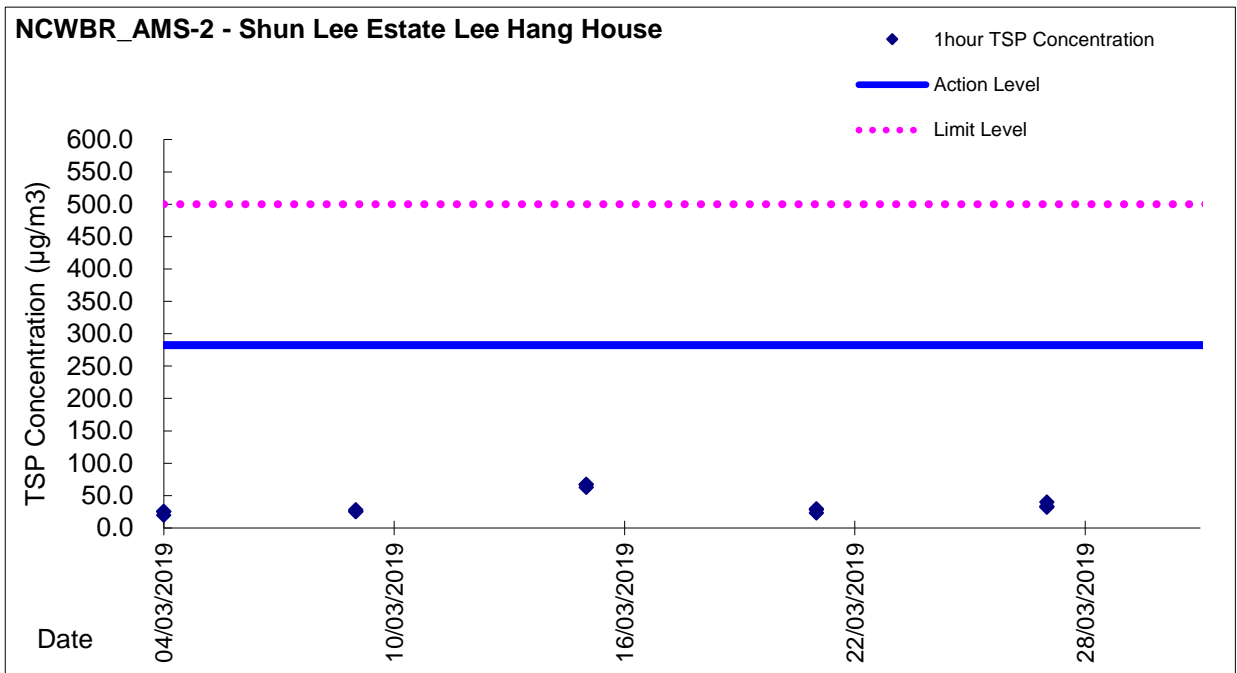
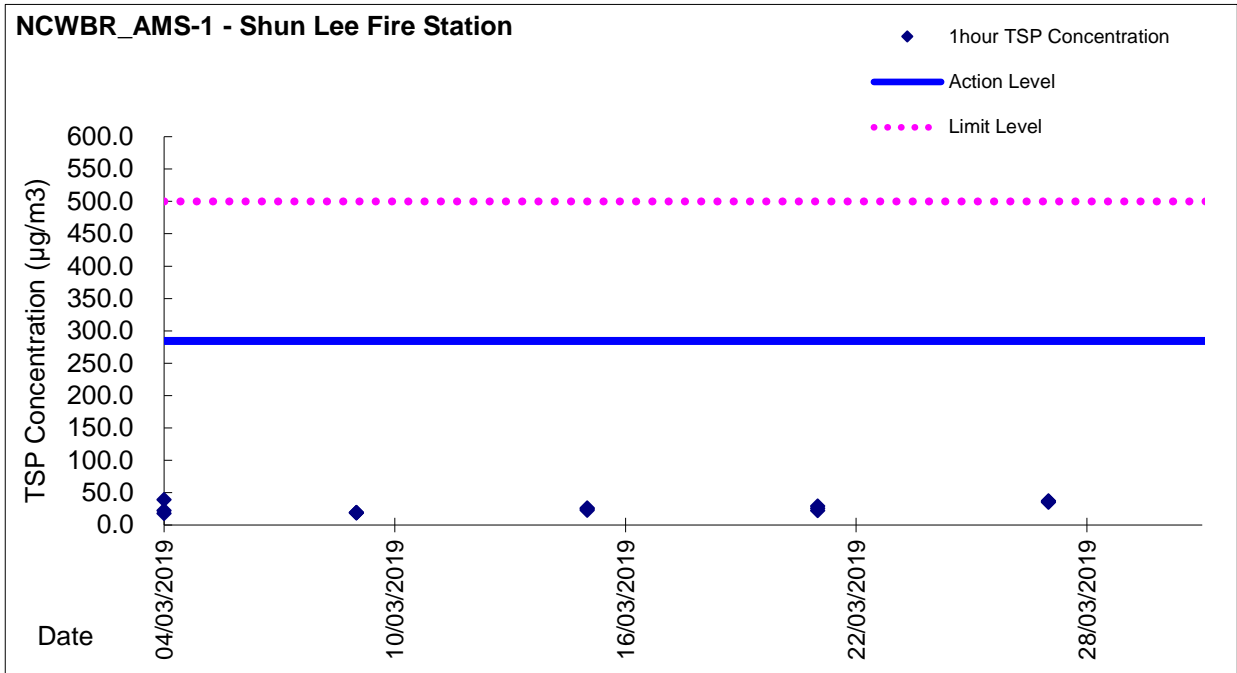
Report on 1-hour TSP monitoring at LTR_AMS-3 - Po Tat Estate Tat Kai House

Action Level ($\mu\text{g}/\text{m}^3$) - 285.1
Limit Level ($\mu\text{g}/\text{m}^3$) - 500.0

Date	Weather Condition	Time	Mass Concentration ($\mu\text{g}/\text{m}^3$)
04-Mar-19	Cloudy	13:34	22.6
04-Mar-19	Cloudy	14:35	32.8
04-Mar-19	Cloudy	15:36	82.4
09-Mar-19	Cloudy	8:50	57.8
09-Mar-19	Cloudy	9:51	57.0
09-Mar-19	Cloudy	10:52	56.3
15-Mar-19	Cloudy	13:00	54.3
15-Mar-19	Cloudy	14:01	50.7
15-Mar-19	Cloudy	15:02	57.0
21-Mar-19	Cloudy	08:17	20.7
21-Mar-19	Cloudy	09:18	20.6
21-Mar-19	Cloudy	10:19	20.5
27-Mar-19	Fine	09:34	49.1
27-Mar-19	Fine	10:35	46.8
27-Mar-19	Fine	13:00	46.4

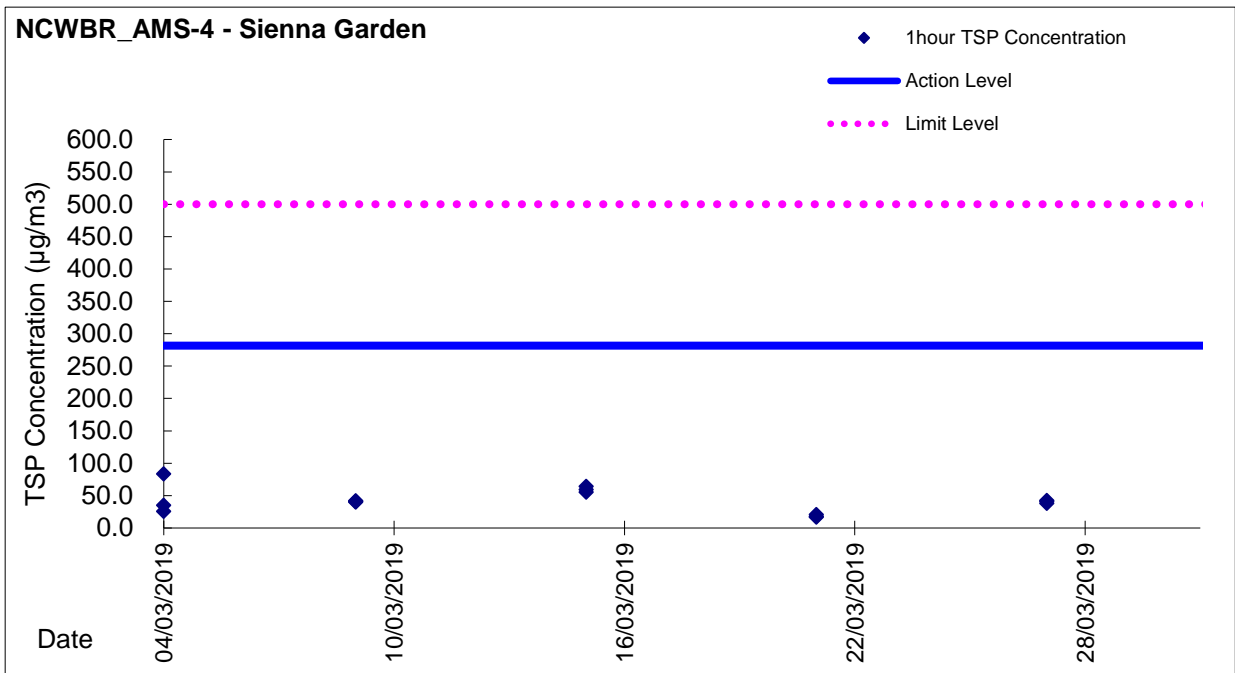
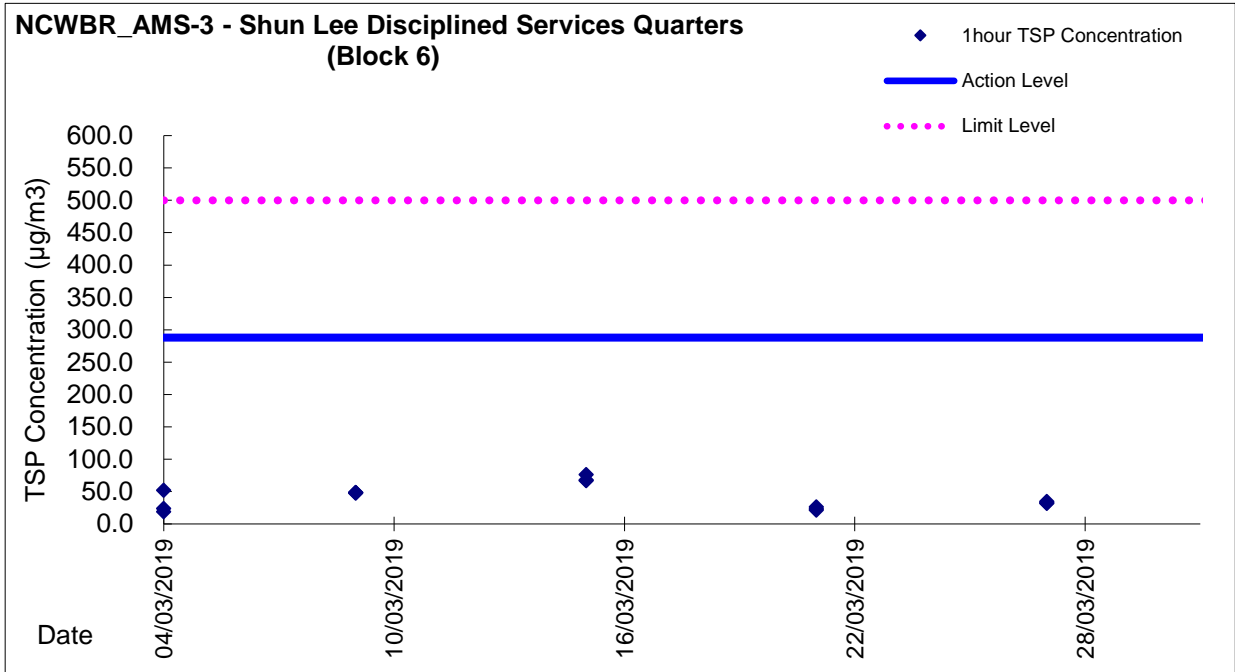


Graphic Presentation of TSP Result



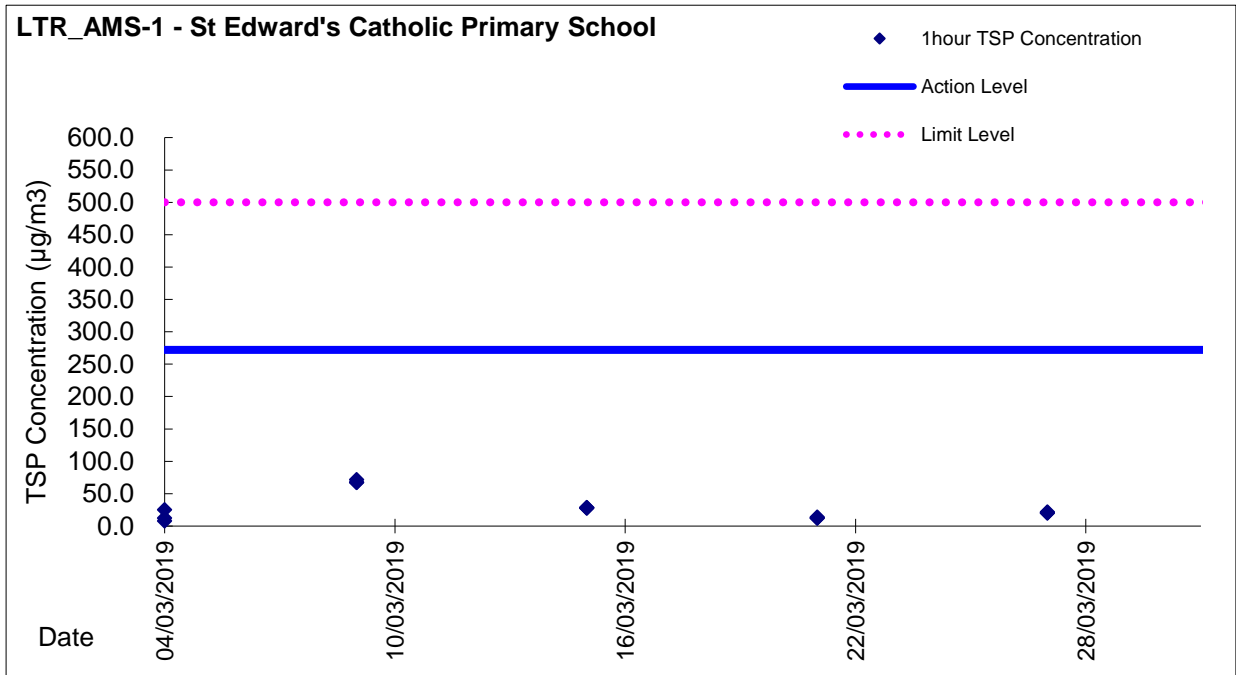
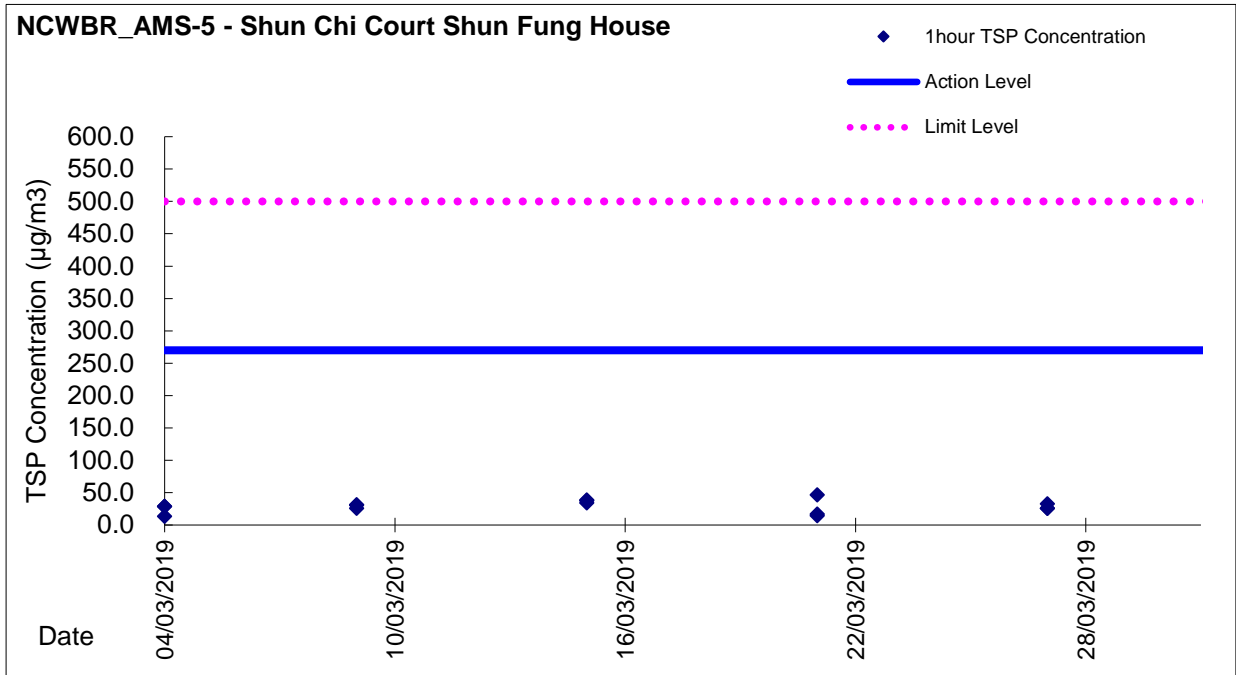


Graphic Presentation of TSP Result





Graphic Presentation of TSP Result





Graphic Presentation of TSP Result

