



Report on 1-hour TSP monitoring at NCWBR_AMS-1 - Shun Lee Fire Station

Action Level ($\mu\text{g}/\text{m}^3$) - 284.4
Limit Level ($\mu\text{g}/\text{m}^3$) - 500.0

Date	Weather Condition	Time	Mass Concentration ($\mu\text{g}/\text{m}^3$)
1-Mar-21	Fine	8:00	23.8
1-Mar-21	Fine	9:01	23.0
1-Mar-21	Fine	10:01	27.0
5-Mar-21	Fine	8:00	24.8
5-Mar-21	Fine	9:01	22.2
5-Mar-21	Fine	10:02	16.0
11-Mar-21	Fine	8:00	26.3
11-Mar-21	Fine	9:01	23.6
11-Mar-21	Fine	10:02	25.3
17-Mar-21	Fine	08:00	25.1
17-Mar-21	Fine	09:01	22.8
17-Mar-21	Fine	10:02	23.5
23-Mar-21	Fine	08:00	12.4
23-Mar-21	Fine	09:01	12.1
23-Mar-21	Fine	10:02	10.7
29-Mar-21	Fine	08:00	12.4
29-Mar-21	Fine	09:01	12.6
29-Mar-21	Fine	10:02	12.7



Report on 1-hour TSP monitoring at NCWBR_AMS-2 - Shun Lee Estate Lee Hang House

Action Level ($\mu\text{g}/\text{m}^3$) - 282.4
Limit Level ($\mu\text{g}/\text{m}^3$) - 500.0

Date	Weather Condition	Time	Mass Concentration ($\mu\text{g}/\text{m}^3$)
1-Mar-21	Fine	8:01	69.4
1-Mar-21	Fine	9:02	44.5
1-Mar-21	Fine	10:03	45.6
5-Mar-21	Fine	8:01	85.4
5-Mar-21	Fine	9:02	129.2
5-Mar-21	Fine	10:03	192.2
11-Mar-21	Fine	8:00	44.8
11-Mar-21	Fine	9:01	32.7
11-Mar-21	Fine	10:02	24.7
17-Mar-21	Fine	08:00	18.8
17-Mar-21	Fine	09:01	15.3
17-Mar-21	Fine	10:02	13.0
23-Mar-21	Fine	08:00	16.5
23-Mar-21	Fine	09:01	16.1
23-Mar-21	Fine	10:02	13.9
29-Mar-21	Fine	08:02	20.5
29-Mar-21	Fine	09:03	15.6
29-Mar-21	Fine	10:04	7.4

Report on 1-hour TSP monitoring at NCWBR_AMS-3 - Shun Lee Disciplined Services
 Quarters (Block 6)
 Action Level ($\mu\text{g}/\text{m}^3$) - 287.9
 Limit Level ($\mu\text{g}/\text{m}^3$) - 500.0

Date	Weather Condition	Time	Mass Concentration ($\mu\text{g}/\text{m}^3$)
1-Mar-21	Fine	8:11	24.8
1-Mar-21	Fine	9:12	22.2
1-Mar-21	Fine	10:13	16.0
5-Mar-21	Fine	8:07	15.5
5-Mar-21	Fine	9:08	12.5
5-Mar-21	Fine	10:09	9.4
11-Mar-21	Fine	8:03	45.0
11-Mar-21	Fine	9:04	44.8
11-Mar-21	Fine	10:05	45.4
17-Mar-21	Fine	08:12	35.5
17-Mar-21	Fine	09:13	34.9
17-Mar-21	Fine	10:14	33.2
23-Mar-21	Fine	08:02	17.9
23-Mar-21	Fine	09:03	20.7
23-Mar-21	Fine	10:04	20.2
29-Mar-21	Fine	08:08	15.9
29-Mar-21	Fine	09:09	16.8
29-Mar-21	Fine	10:10	19.1



Report on 1-hour TSP monitoring at NCWBR_AMS-4 - Sienna Garden

Action Level ($\mu\text{g}/\text{m}^3$) - 281.6
Limit Level ($\mu\text{g}/\text{m}^3$) - 500.0

Date	Weather Condition	Time	Mass Concentration ($\mu\text{g}/\text{m}^3$)
1-Mar-21	Fine	8:15	15.3
1-Mar-21	Fine	9:16	12.6
1-Mar-21	Fine	10:17	9.4
5-Mar-21	Fine	8:15	104.2
5-Mar-21	Fine	9:16	66.8
5-Mar-21	Fine	10:17	84.4
11-Mar-21	Fine	8:15	77.9
11-Mar-21	Fine	9:16	70.3
11-Mar-21	Fine	10:17	55.1
17-Mar-21	Fine	08:12	26.8
17-Mar-21	Fine	09:13	88.5
17-Mar-21	Fine	10:14	81.6
23-Mar-21	Fine	08:01	9.7
23-Mar-21	Fine	09:02	17.6
23-Mar-21	Fine	10:03	17.0
29-Mar-21	Fine	08:17	9.3
29-Mar-21	Fine	09:18	9.4
29-Mar-21	Fine	10:19	9.8

Report on 1-hour TSP monitoring at NCWBR_AMS-5 - Shun Chi Court Shun Fung

House

Action Level ($\mu\text{g}/\text{m}^3$) - 270.0

Limit Level ($\mu\text{g}/\text{m}^3$) - 500.0

Date	Weather Condition	Time	Mass Concentration ($\mu\text{g}/\text{m}^3$)
1-Mar-21	Fine	8:20	32.1
1-Mar-21	Fine	9:21	30.4
1-Mar-21	Fine	10:22	26.3
5-Mar-21	Fine	8:03	91.5
5-Mar-21	Fine	9:04	84.3
5-Mar-21	Fine	10:05	49.7
11-Mar-21	Fine	8:18	135.0
11-Mar-21	Fine	9:19	63.6
11-Mar-21	Fine	10:20	48.7
17-Mar-21	Fine	08:15	79.5
17-Mar-21	Fine	09:16	65.5
17-Mar-21	Fine	10:17	35.0
23-Mar-21	Fine	08:00	34.1
23-Mar-21	Fine	09:01	37.5
23-Mar-21	Fine	10:02	37.9
29-Mar-21	Fine	08:10	26.2
29-Mar-21	Fine	09:11	22.6
29-Mar-21	Fine	10:12	24.7



Report on 1-hour TSP monitoring at LTR_AMS-1 - St Edward's Catholic Primary School

Action Level ($\mu\text{g}/\text{m}^3$) - 272.1
Limit Level ($\mu\text{g}/\text{m}^3$) - 500.0

Date	Weather Condition	Time	Mass Concentration ($\mu\text{g}/\text{m}^3$)
1-Mar-21	Fine	8:37	48.7
1-Mar-21	Fine	9:38	48.0
1-Mar-21	Fine	10:39	34.6
5-Mar-21	Fine	8:15	37.2
5-Mar-21	Fine	9:16	24.1
5-Mar-21	Fine	10:17	29.1
11-Mar-21	Fine	8:26	37.2
11-Mar-21	Fine	9:27	30.0
11-Mar-21	Fine	10:28	25.1
17-Mar-21	Fine	8:36	53.9
17-Mar-21	Fine	9:37	128.2
17-Mar-21	Fine	10:38	91.0
23-Mar-21	Fine	08:18	17.4
23-Mar-21	Fine	09:19	17.8
23-Mar-21	Fine	10:20	14.4
29-Mar-21	Fine	08:31	16.8
29-Mar-21	Fine	09:32	13.5
29-Mar-21	Fine	10:33	11.2



Report on 1-hour TSP monitoring at LTR_AMS-2 - Environmental Protection
Department's Restored Landfill Site Office
Action Level ($\mu\text{g}/\text{m}^3$) - 281.1
Limit Level ($\mu\text{g}/\text{m}^3$) - 500.0

Date	Weather Condition	Time	Mass Concentration ($\mu\text{g}/\text{m}^3$)
1-Mar-21	Fine	8:26	69.0
1-Mar-21	Fine	9:27	59.3
1-Mar-21	Fine	10:27	23.9
5-Mar-21	Fine	8:19	72.4
5-Mar-21	Fine	9:20	69.6
5-Mar-21	Fine	10:21	51.6
11-Mar-21	Fine	8:29	50.8
11-Mar-21	Fine	9:30	42.5
11-Mar-21	Fine	10:31	40.4
17-Mar-21	Fine	08:35	63.5
17-Mar-21	Fine	09:36	56.7
17-Mar-21	Fine	10:37	40.6
23-Mar-21	Fine	08:36	34.1
23-Mar-21	Fine	09:37	28.5
23-Mar-21	Fine	10:38	29.9
29-Mar-21	Fine	08:41	15.6
29-Mar-21	Fine	09:42	8.3
29-Mar-21	Fine	10:43	5.5



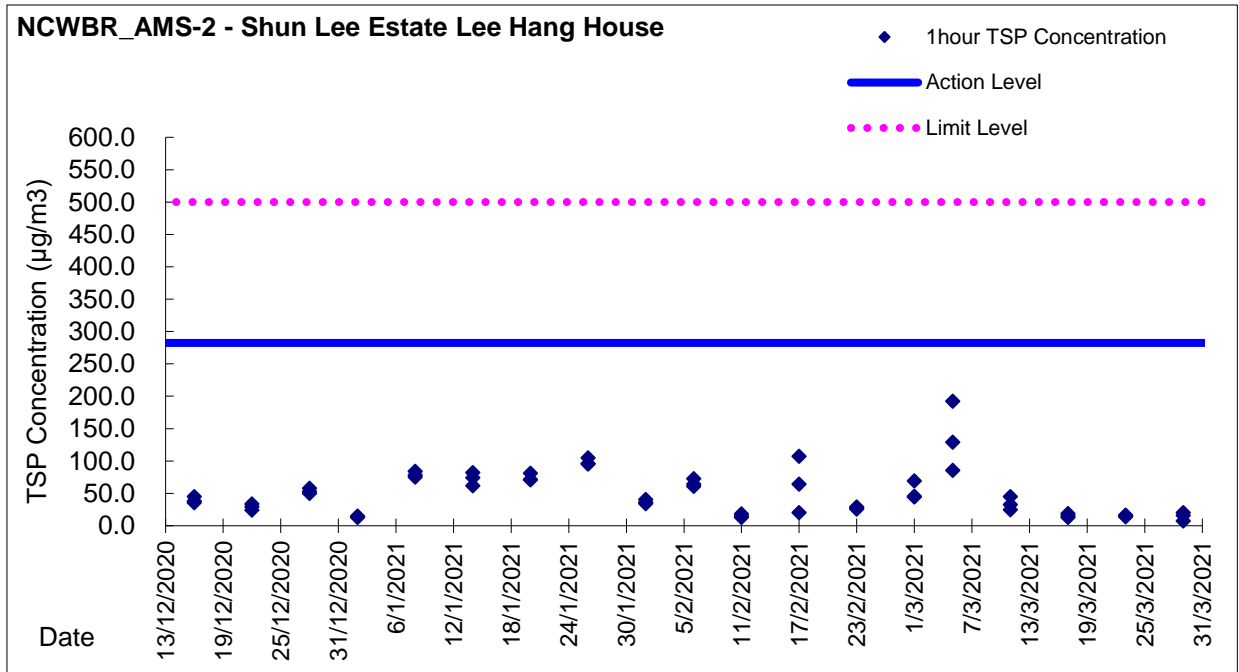
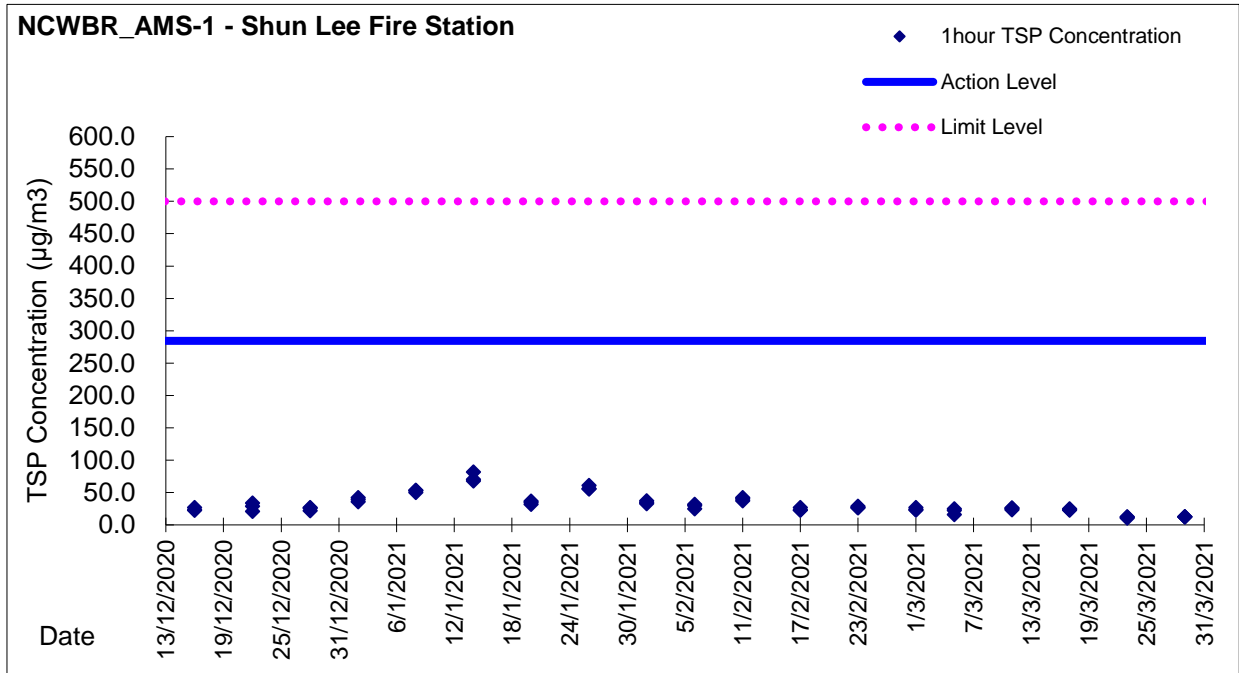
Report on 1-hour TSP monitoring at LTR_AMS-3 - Po Tat Estate Tat Kai House

Action Level ($\mu\text{g}/\text{m}^3$) - 285.1
Limit Level ($\mu\text{g}/\text{m}^3$) - 500.0

Date	Weather Condition	Time	Mass Concentration ($\mu\text{g}/\text{m}^3$)
1-Mar-21	Fine	8:28	72.4
1-Mar-21	Fine	9:29	69.6
1-Mar-21	Fine	10:30	51.6
5-Mar-21	Fine	8:33	47.0
5-Mar-21	Fine	9:34	40.9
5-Mar-21	Fine	10:35	40.1
11-Mar-21	Fine	8:35	71.8
11-Mar-21	Fine	9:36	53.8
11-Mar-21	Fine	10:37	33.5
17-Mar-21	Fine	8:43	39.4
17-Mar-21	Fine	9:44	25.0
17-Mar-21	Fine	10:45	19.0
23-Mar-21	Fine	08:30	16.2
23-Mar-21	Fine	09:31	13.0
23-Mar-21	Fine	10:32	11.1
29-Mar-21	Fine	08:19	24.5
29-Mar-21	Fine	09:20	13.6
29-Mar-21	Fine	10:21	13.5

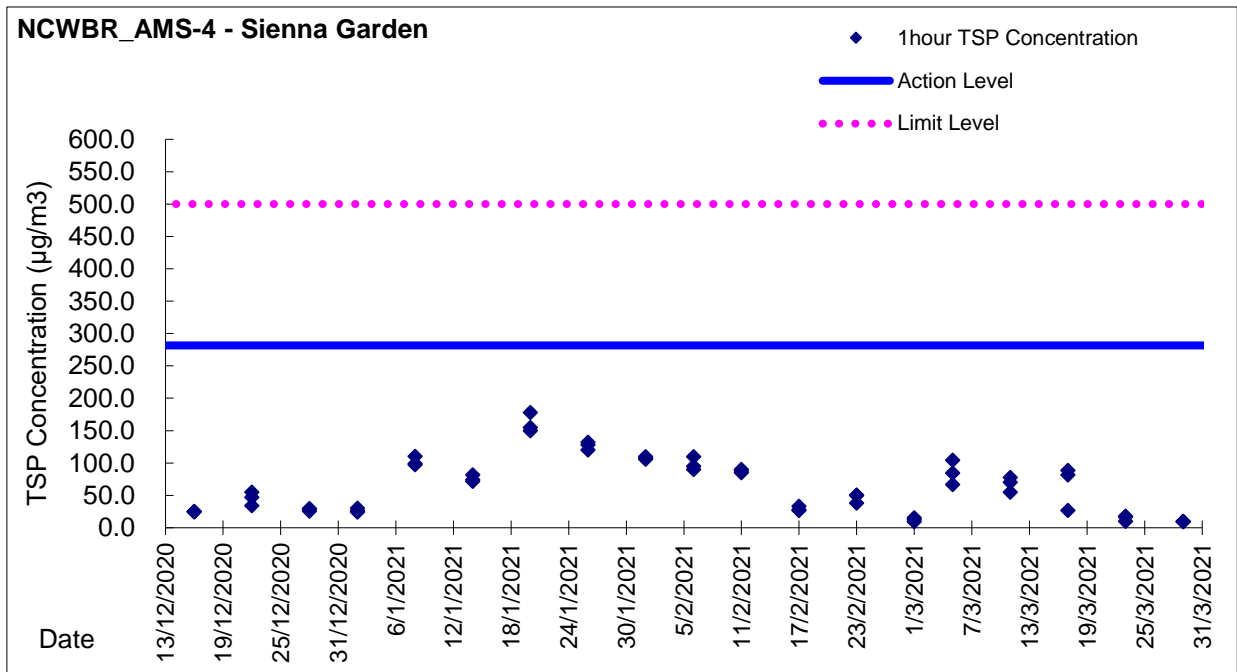
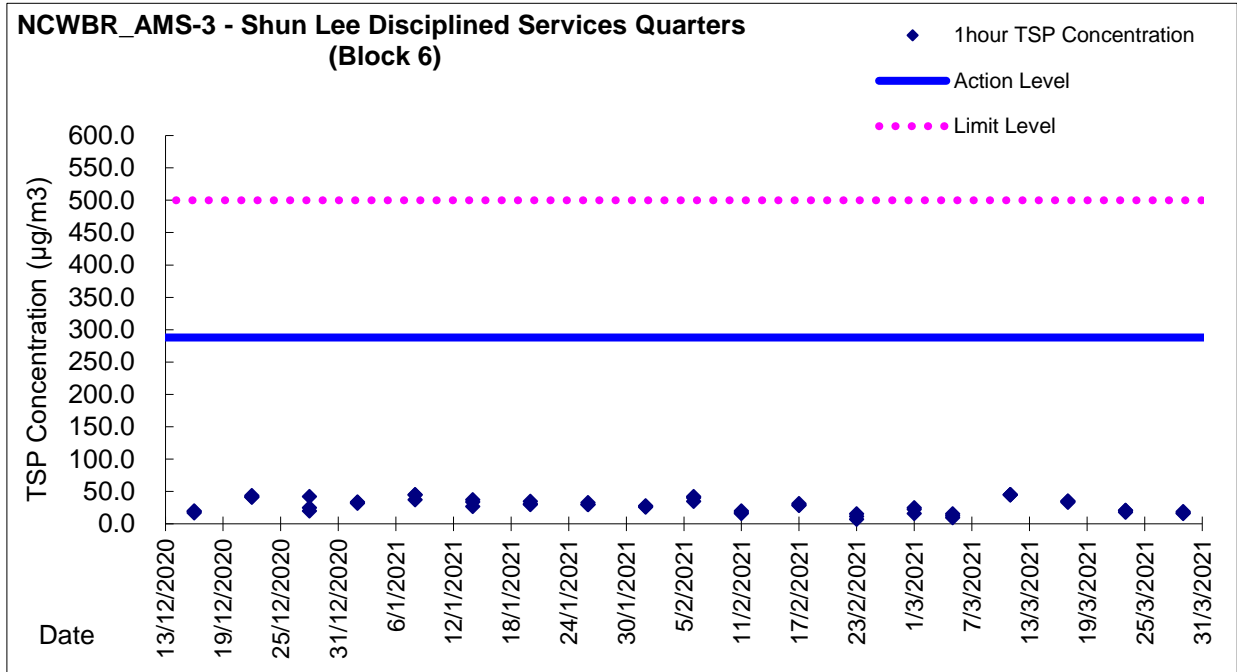


Graphic Presentation of TSP Result



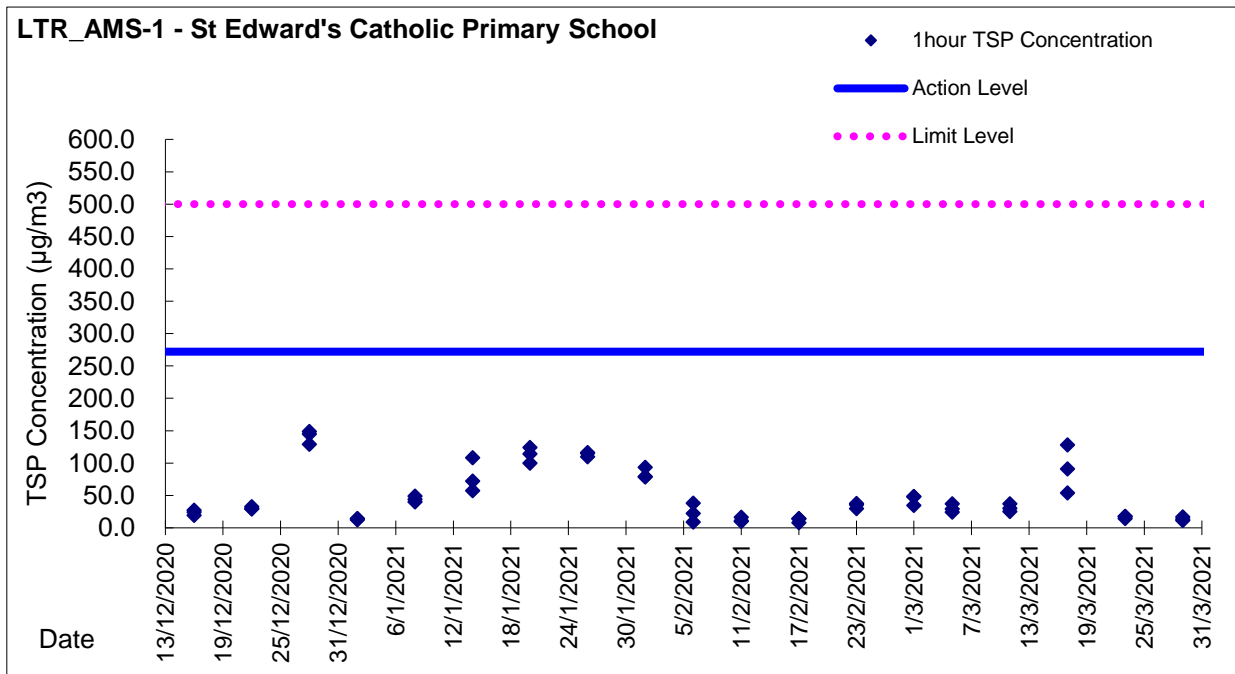
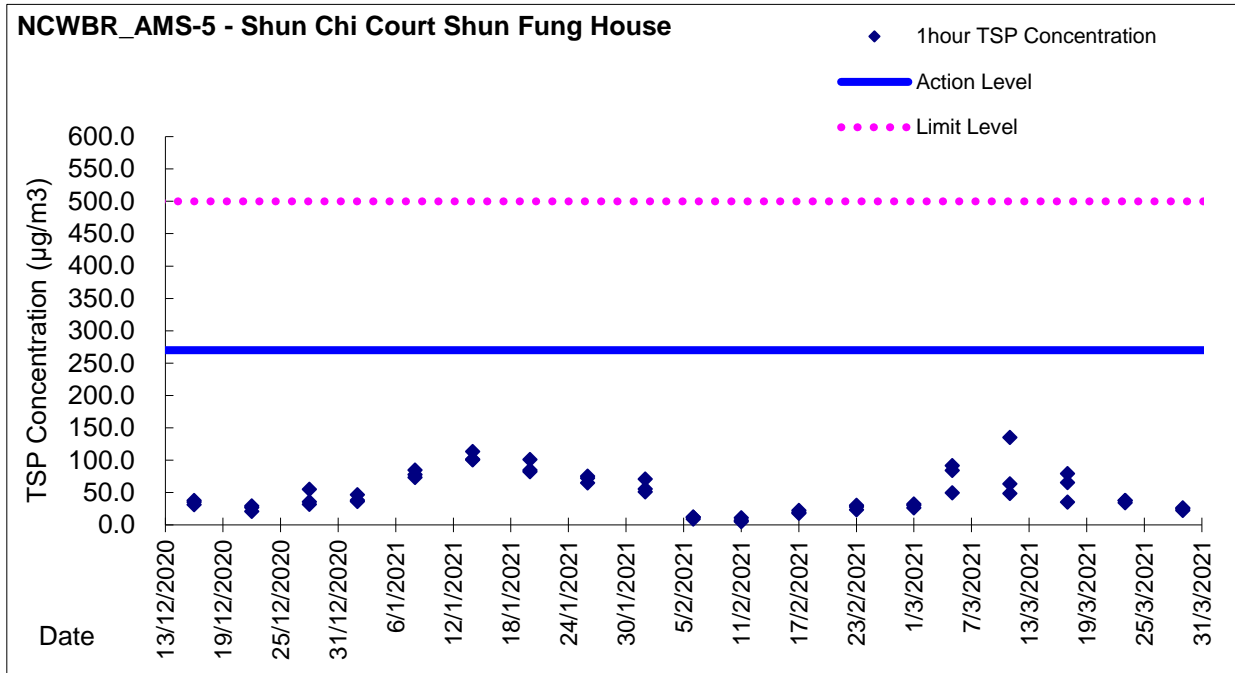


Graphic Presentation of TSP Result





Graphic Presentation of TSP Result





Graphic Presentation of TSP Result

