



Report on 1-hour TSP monitoring at NCWBR_AMS-1 - Shun Lee Fire Station

Action Level ($\mu\text{g}/\text{m}^3$) - 284.4
Limit Level ($\mu\text{g}/\text{m}^3$) - 500.0

Date	Weather Condition	Time	Mass Concentration ($\mu\text{g}/\text{m}^3$)
02-Apr-19	Fine	8:15	35.5
02-Apr-19	Fine	9:16	17.0
02-Apr-19	Fine	10:17	17.5
08-Apr-19	Fine	9:07	17.8
08-Apr-19	Fine	10:08	17.4
08-Apr-19	Fine	13:00	14.5
13-Apr-19	Cloudy	8:07	40.6
13-Apr-19	Cloudy	9:08	52.4
13-Apr-19	Cloudy	10:09	55.2
18-Apr-19	Cloudy	8:55	21.3
18-Apr-19	Cloudy	9:56	37.0
18-Apr-19	Cloudy	10:57	40.3
24-Apr-19	Cloudy	13:00	22.6
24-Apr-19	Cloudy	14:01	24.1
24-Apr-19	Cloudy	15:02	23.8
30-Apr-19	Cloudy	8:04	47.6
30-Apr-19	Cloudy	9:05	12.0
30-Apr-19	Cloudy	10:06	22.9



Report on 1-hour TSP monitoring at NCWBR_AMS-2 - Shun Lee Estate Lee Hang House

Action Level ($\mu\text{g}/\text{m}^3$) - 282.4
Limit Level ($\mu\text{g}/\text{m}^3$) - 500.0

Date	Weather Condition	Time	Mass Concentration ($\mu\text{g}/\text{m}^3$)
02-Apr-19	Fine	8:08	23.5
02-Apr-19	Fine	9:09	19.4
02-Apr-19	Fine	10:10	19.0
08-Apr-19	Fine	8:06	38.5
08-Apr-19	Fine	9:07	27.0
08-Apr-19	Fine	10:08	23.2
13-Apr-19	Cloudy	8:17	70.9
13-Apr-19	Cloudy	9:18	85.6
13-Apr-19	Cloudy	10:19	98.0
18-Apr-19	Cloudy	8:44	104.8
18-Apr-19	Cloudy	9:45	152.2
18-Apr-19	Cloudy	10:46	184.0
24-Apr-19	Cloudy	9:50	17.3
24-Apr-19	Cloudy	10:51	14.7
24-Apr-19	Cloudy	13:00	15.6
30-Apr-19	Cloudy	8:00	30.4
30-Apr-19	Cloudy	9:01	17.9
30-Apr-19	Cloudy	10:02	16.4

Report on 1-hour TSP monitoring at NCWBR_AMS-3 - Shun Lee Disciplined Services
 Quarters (Block 6)
 Action Level ($\mu\text{g}/\text{m}^3$) - 287.9
 Limit Level ($\mu\text{g}/\text{m}^3$) - 500.0

Date	Weather Condition	Time	Mass Concentration ($\mu\text{g}/\text{m}^3$)
02-Apr-19	Fine	8:12	26.6
02-Apr-19	Fine	9:13	17.2
02-Apr-19	Fine	10:14	17.6
08-Apr-19	Fine	9:06	21.1
08-Apr-19	Fine	10:07	18.4
08-Apr-19	Fine	13:00	16.9
13-Apr-19	Cloudy	8:15	36.6
13-Apr-19	Cloudy	9:16	21.9
13-Apr-19	Cloudy	10:17	27.3
18-Apr-19	Cloudy	9:06	36.4
18-Apr-19	Cloudy	10:07	27.5
18-Apr-19	Cloudy	13:00	34.2
24-Apr-19	Cloudy	10:43	22.9
24-Apr-19	Cloudy	13:00	23.0
24-Apr-19	Cloudy	14:01	20.6
30-Apr-19	Cloudy	8:00	31.7
30-Apr-19	Cloudy	9:01	20.4
30-Apr-19	Cloudy	10:02	20.5



Report on 1-hour TSP monitoring at NCWBR_AMS-4 - Sienna Garden

Action Level ($\mu\text{g}/\text{m}^3$) - 281.6
Limit Level ($\mu\text{g}/\text{m}^3$) - 500.0

Date	Weather Condition	Time	Mass Concentration ($\mu\text{g}/\text{m}^3$)
02-Apr-19	Fine	9:55	27.5
02-Apr-19	Fine	10:56	29.3
02-Apr-19	Fine	13:10	29.4
08-Apr-19	Fine	8:07	28.4
08-Apr-19	Fine	9:08	18.4
08-Apr-19	Fine	10:09	22.2
13-Apr-19	Cloudy	8:10	22.8
13-Apr-19	Cloudy	9:11	42.1
13-Apr-19	Cloudy	10:12	51.0
18-Apr-19	Cloudy	9:20	57.1
18-Apr-19	Cloudy	10:21	78.3
18-Apr-19	Cloudy	13:00	91.3
24-Apr-19	Cloudy	10:19	14.4
24-Apr-19	Cloudy	13:00	15.1
24-Apr-19	Cloudy	14:01	13.4
30-Apr-19	Cloudy	8:02	32.6
30-Apr-19	Cloudy	9:03	18.4
30-Apr-19	Cloudy	10:04	24.9



Report on 1-hour TSP monitoring at NCWBR_AMS-5 - Shun Chi Court Shun Fung

House

Action Level ($\mu\text{g}/\text{m}^3$) - 270.0

Limit Level ($\mu\text{g}/\text{m}^3$) - 500.0

Date	Weather Condition	Time	Mass Concentration ($\mu\text{g}/\text{m}^3$)
02-Apr-19	Fine	8:18	33.3
02-Apr-19	Fine	9:19	29.5
02-Apr-19	Fine	10:20	28.8
08-Apr-19	Fine	9:23	21.4
08-Apr-19	Fine	10:24	11.5
08-Apr-19	Fine	13:00	9.0
13-Apr-19	Cloudy	8:33	151.7
13-Apr-19	Cloudy	9:34	160.6
13-Apr-19	Cloudy	10:35	220.8
18-Apr-19	Cloudy	8:42	32.5
18-Apr-19	Cloudy	9:43	53.3
18-Apr-19	Cloudy	10:44	58.4
24-Apr-19	Cloudy	9:56	12.1
24-Apr-19	Cloudy	10:57	11.4
24-Apr-19	Cloudy	13:00	11.6
30-Apr-19	Cloudy	8:02	28.4
30-Apr-19	Cloudy	9:03	13.5
30-Apr-19	Cloudy	10:04	24.2



Report on 1-hour TSP monitoring at LTR_AMS-1 - St Edward's Catholic Primary School

Action Level ($\mu\text{g}/\text{m}^3$) - 272.1
Limit Level ($\mu\text{g}/\text{m}^3$) - 500.0

Date	Weather Condition	Time	Mass Concentration ($\mu\text{g}/\text{m}^3$)
02-Apr-19	Fine	9:29	15.4
02-Apr-19	Fine	10:30	15.6
02-Apr-19	Fine	13:05	15.8
08-Apr-19	Fine	10:09	16.2
08-Apr-19	Fine	13:00	16.4
08-Apr-19	Fine	14:01	20.3
13-Apr-19	Cloudy	8:50	44.9
13-Apr-19	Cloudy	9:51	61.4
13-Apr-19	Cloudy	10:52	93.8
18-Apr-19	Cloudy	9:51	25.9
18-Apr-19	Cloudy	10:52	32.9
18-Apr-19	Cloudy	13:00	55.1
24-Apr-19	Cloudy	13:00	49.0
24-Apr-19	Cloudy	14:01	52.4
24-Apr-19	Cloudy	15:02	54.8
30-Apr-19	Cloudy	13:00	78.6
30-Apr-19	Cloudy	14:01	25.1
30-Apr-19	Cloudy	15:02	18.8



Report on 1-hour TSP monitoring at LTR_AMS-2 - Environmental Protection
Department's Restored Landfill Site Office
Action Level ($\mu\text{g}/\text{m}^3$) - 281.1
Limit Level ($\mu\text{g}/\text{m}^3$) - 500.0

Date	Weather Condition	Time	Mass Concentration ($\mu\text{g}/\text{m}^3$)
02-Apr-19	Fine	9:39	25.5
02-Apr-19	Fine	10:40	23.4
02-Apr-19	Fine	13:05	22.3
08-Apr-19	Fine	10:01	33.7
08-Apr-19	Fine	13:00	21.2
08-Apr-19	Fine	14:01	20.9
13-Apr-19	Cloudy	8:41	50.9
13-Apr-19	Cloudy	9:42	74.5
13-Apr-19	Cloudy	10:43	109.3
18-Apr-19	Cloudy	9:50	96.1
18-Apr-19	Cloudy	10:52	116.5
18-Apr-19	Cloudy	13:00	180.2
24-Apr-19	Cloudy	13:00	18.0
24-Apr-19	Cloudy	14:01	18.0
24-Apr-19	Cloudy	15:02	18.8
30-Apr-19	Cloudy	13:00	16.6
30-Apr-19	Cloudy	14:01	25.0
30-Apr-19	Cloudy	15:02	28.4



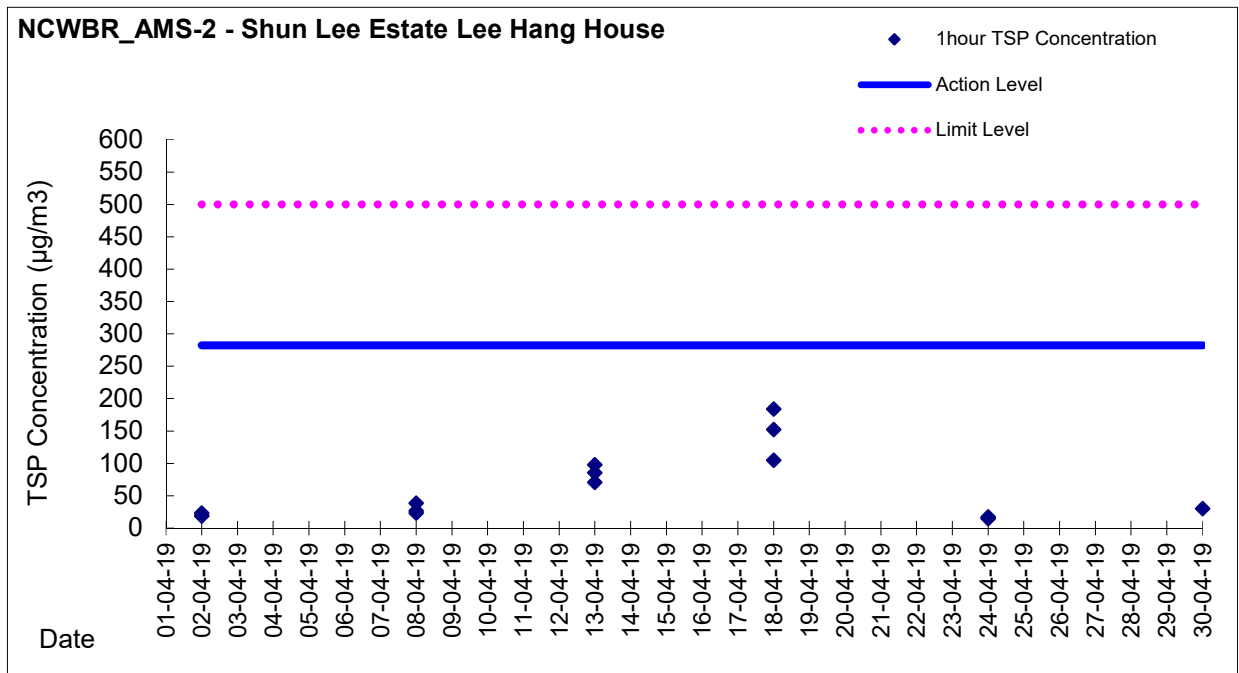
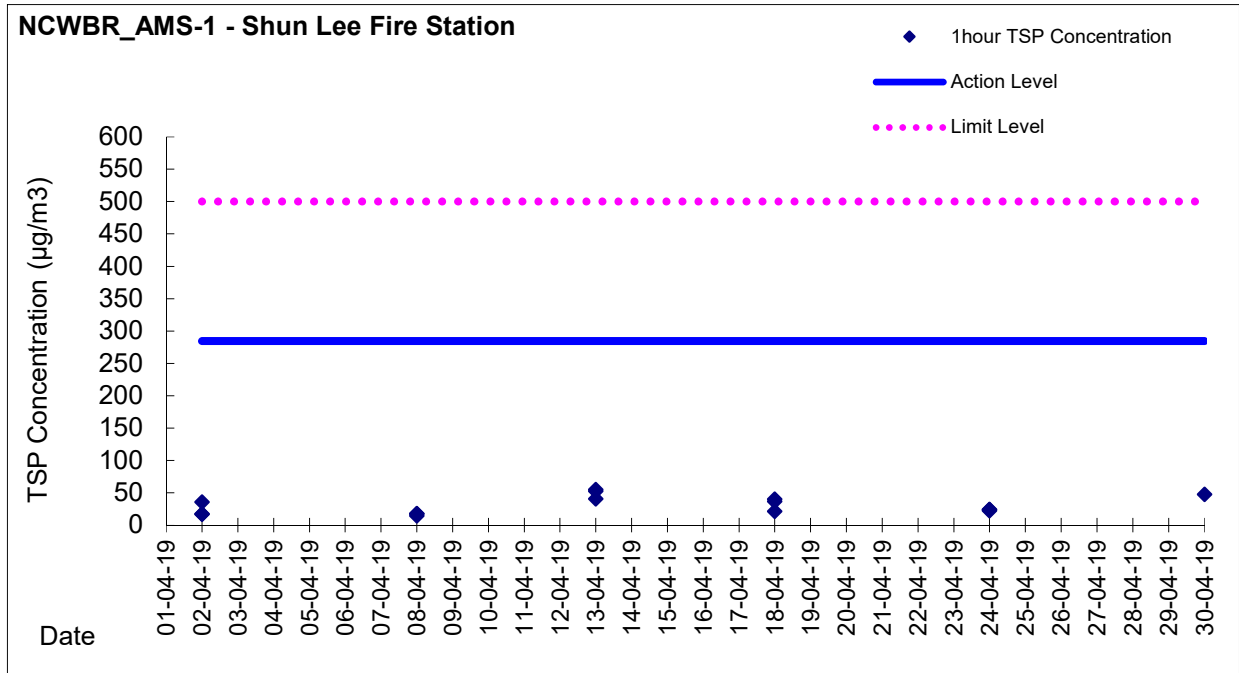
Report on 1-hour TSP monitoring at LTR_AMS-3 - Po Tat Estate Tat Kai House

Action Level ($\mu\text{g}/\text{m}^3$) - 285.1
Limit Level ($\mu\text{g}/\text{m}^3$) - 500.0

Date	Weather Condition	Time	Mass Concentration ($\mu\text{g}/\text{m}^3$)
02-Apr-19	Fine	9:39	20.5
02-Apr-19	Fine	10:40	21.0
02-Apr-19	Fine	13:30	21.3
08-Apr-19	Fine	9:13	13.4
08-Apr-19	Fine	10:14	12.4
08-Apr-19	Fine	13:00	11.3
13-Apr-19	Cloudy	8:11	32.5
13-Apr-19	Cloudy	9:12	62.0
13-Apr-19	Cloudy	10:13	81.1
18-Apr-19	Cloudy	9:28	65.8
18-Apr-19	Cloudy	10:29	86.5
18-Apr-19	Cloudy	13:00	136.1
24-Apr-19	Cloudy	13:00	16.4
24-Apr-19	Cloudy	14:01	18.7
24-Apr-19	Cloudy	15:02	18.1
30-Apr-19	Cloudy	13:00	25.0
30-Apr-19	Cloudy	14:01	29.4
30-Apr-19	Cloudy	15:02	28.6

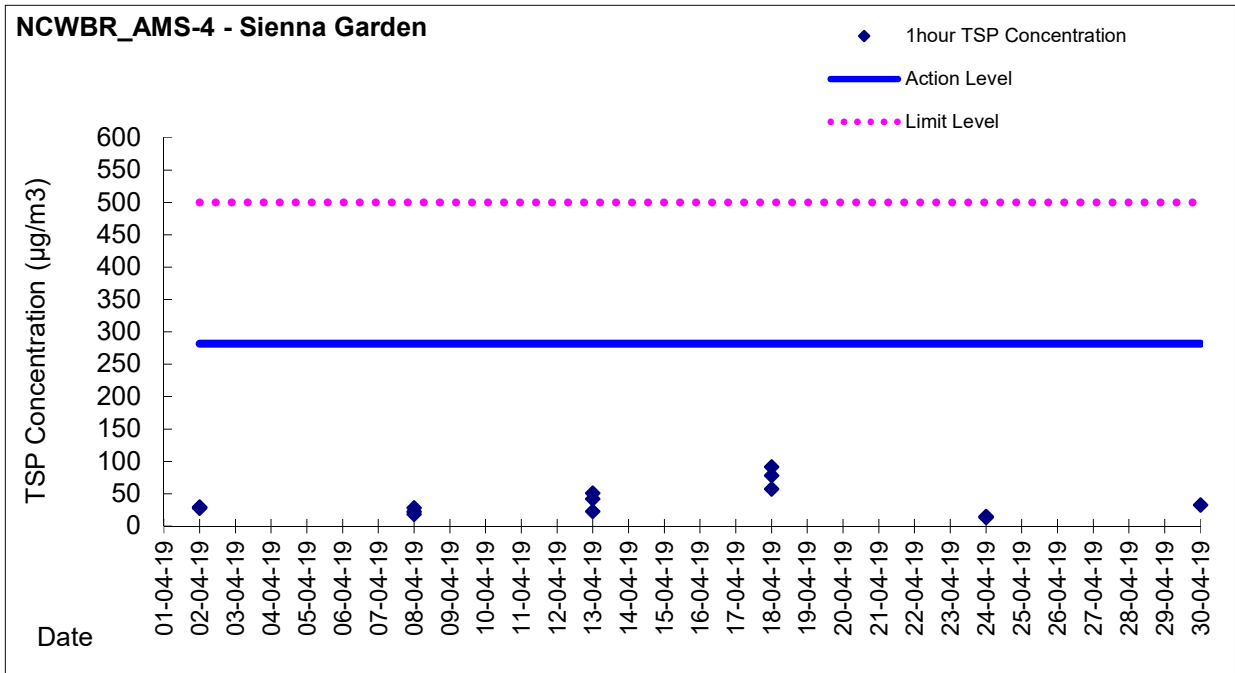
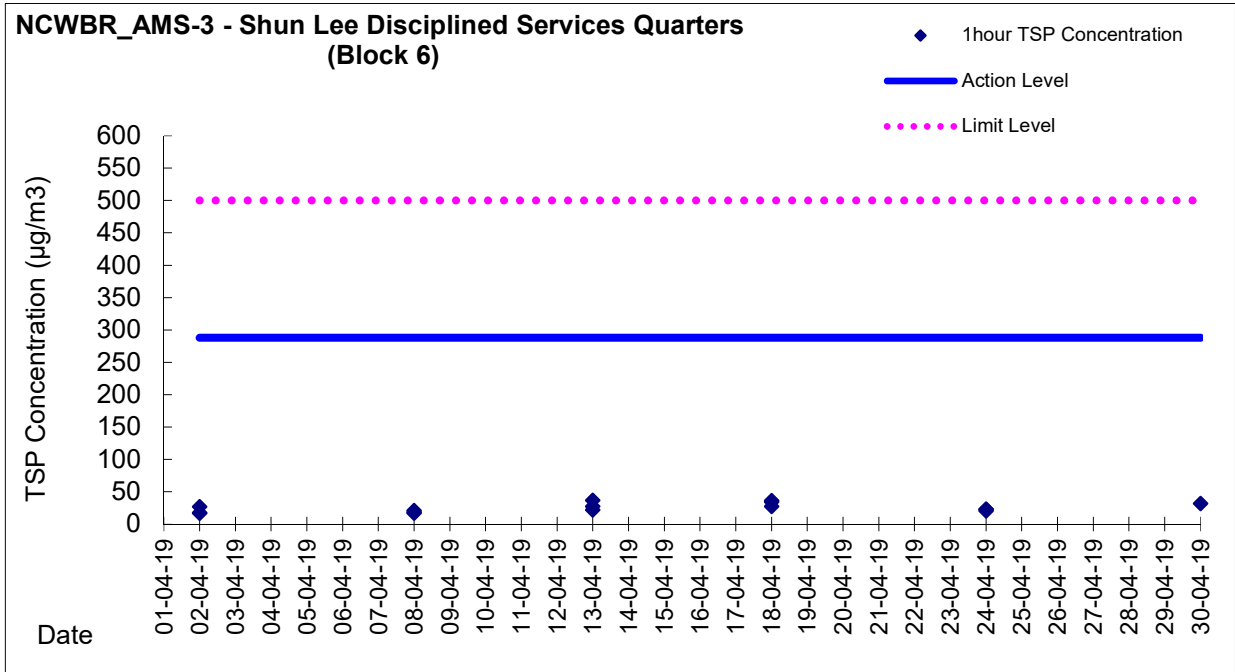


Graphic Presentation of TSP Result



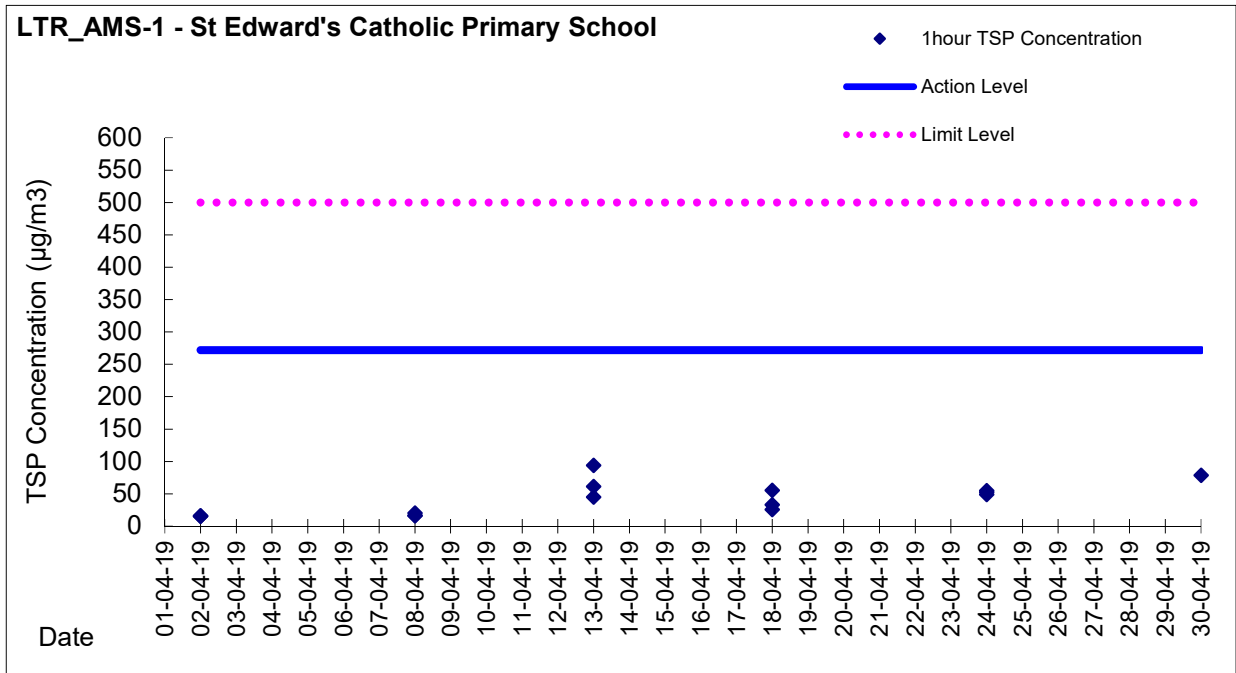
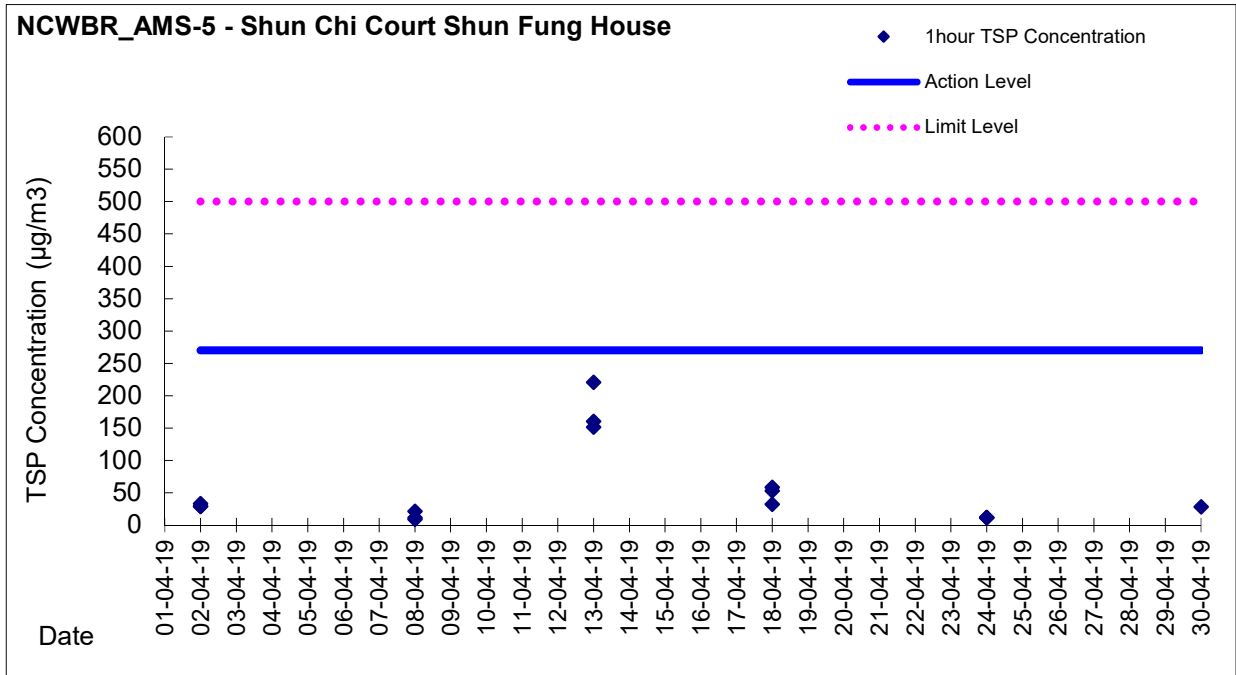


Graphic Presentation of TSP Result





Graphic Presentation of TSP Result





Graphic Presentation of TSP Result

