



Noise Monitoring Result

Day Time (0700 - 1900hrs on normal weekdays)

Location: NMC-01 - G/F, Kei Shun Special School

Date	Weather	Time	Measurement Noise Level			Average Noise Level	Baseline Level	Construction Noise Level	Limit Level			
			Leq	L10	L90					Leq	Leq	Leq
			Unit: dB(A), (5-min)							Unit: dB(A), (30-min)		
7 Apr 2020	Cloudy	10:41	72.9	75.3	69.6	71	69.3	66	70			
		10:46	71.7	73.4	69.1							
		10:51	70.4	72.0	68.7							
		10:56	70.1	72.3	66.7							
		11:01	69.6	72.2	65.2							
		11:06	69.8	71.8	66.1							
14 Apr 2020	Cloudy	11:28	68.3	70.8	64.1	69	69.3	<Baseline Level	70			
		11:33	67.9	70.3	63.6							
		11:38	69.6	71.8	65.7							
		11:43	68.5	70.8	64.4							
		11:48	68.6	71.1	63.0							
		11:53	68.1	71.4	60.1							
20 Apr 2020	Fine	10:09	67.8	70.6	63.0	68	69.3	<Baseline Level	70			
		10:14	69.2	70.3	63.9							
		10:19	68.7	71.0	65.2							
		10:24	69.0	70.5	66.2							
		10:29	67.6	70.6	62.1							
		10:34	68.0	70.9	63.2							
27 Apr 2020	Sunny	10:01	69.5	71.6	65.8	70	69.3	59	70			
		10:06	70.7	72.8	67.6							
		10:11	70.2	72.5	66.0							
		10:16	69.6	71.9	65.0							
		10:21	68.8	71.1	63.4							
		10:26	69.2	71.2	66.1							



Noise Monitoring Result

Day Time (0700 - 1900hrs on normal weekdays)

Location: NMC-02 - 3/F podium, Shun Lee Disciplined Services Quarters Block 6

Date	Weather	Time	Measurement Noise Level			Average Noise Level	Baseline Level	Construction Noise Level	Limit Level			
			Leq	L10	L90					Leq	Leq	Leq
			Unit: dB(A), (5-min)							Unit: dB(A), (30-min)		
6 Apr 2020	Cloudy	11:17	71.8	75.3	69.6	72	72.0	<Baseline Level	75			
		11:22	71.7	73.4	69.1							
		11:27	72.6	74.5	70.3							
		11:32	72.0	73.7	69.9							
		11:37	72.4	73.8	70.0							
		11:42	70.4	72.8	66.3							
14 Apr 2020	Cloudy	10:45	70.9	73.9	66.8	71	72.0	<Baseline Level	75			
		10:50	72.3	74.6	66.8							
		10:55	71.6	74.0	67.4							
		11:00	70.9	73.0	67.7							
		11:05	70.7	73.0	66.6							
		11:10	71.4	74.0	67.6							
20 Apr 2020	Fine	09:26	71.4	73.5	67.4	72	72.0	<Baseline Level	75			
		09:31	71.2	73.7	67.2							
		09:36	71.7	73.8	67.2							
		09:41	71.9	74.2	67.7							
		09:46	71.8	74.6	66.6							
		09:51	72.4	74.8	67.7							
27 Apr 2020	Sunny	09:12	72.1	74.7	67.2	72	72.0	56	75			
		09:17	71.6	73.7	67.8							
		09:22	72.5	74.5	68.6							
		09:27	71.7	74.1	67.4							
		09:32	72.7	75.2	68.3							
		09:37	71.9	74.8	67.2							



Noise Monitoring Result

Day Time (0700 - 1900hrs on normal weekdays)

Location: NMC-03 - G/F, Sienna Garden Block 6

Date	Weather	Time	Measurement Noise Level			Average Noise Level	Baseline Level	Construction Noise Level	Limit Level
			Leq	L10	L90	Leq	Leq	Leq	Leq
			Unit: dB(A), (5-min)			Unit: dB(A), (30-min)			
7 Apr 2020	Cloudy	11:29	76.8	80.1	66.2	76	78.2	<Baseline Level	75
		11:34	76.6	80.3	66.6				
		11:39	75.5	79.2	64.1				
		11:44	76.2	80.2	65.0				
		11:49	74.3	78.6	64.1				
		11:54	73.5	77.5	64.7				
14 Apr 2020	Sunny	13:30	75.3	79.0	65.6	79	78.2	73	75
		13:35	75.6	79.0	65.5				
		13:40	76.6	80.1	66.5				
		13:45	76.3	80.3	69.1				
		13:50	75.9	79.3	66.1				
		13:55	85.1	91.6	66.7				
20 Apr 2020	Sunny	11:03	76.8	80.3	64.6	77	78.2	<Baseline Level	75
		11:08	76.3	79.9	62.8				
		11:13	78.4	81.7	69.1				
		11:18	78.5	82.1	69.1				
		11:23	75.9	80.1	65.4				
		11:28	74.6	78.7	64.9				
27 Apr 2020	Sunny	10:51	75.8	79.6	60.3	76	78.2	<Baseline Level	75
		10:56	77.3	81.0	61.1				
		11:01	76.8	80.2	63.1				
		11:06	73.3	76.7	61.4				
		11:11	77.5	81.5	61.1				
		11:16	75.3	78.6	61.3				



Noise Monitoring Result

Day Time (0700 - 1900hrs on normal weekdays)

Location: NMC-04 - 3/F Podium, Po Tat Estate Tat Kai House

Date	Weather	Time	Measurement Noise Level			Average Noise Level	Baseline Level	Construction Noise Level	Limit Level			
			Leq	L10	L90					Leq	Leq	Leq
			Unit: dB(A), (5-min)							Unit: dB(A), (30-min)		
7 Apr 2020	Cloudy	13:05	68.7	70.1	63.9	68	66.6	60	75			
		13:10	68.5	71.0	64.7							
		13:15	66.8	69.4	63.4							
		13:20	68.0	70.1	64.6							
		13:25	65.9	67.4	63.7							
		13:30	66.7	68.8	64.5							
14 Apr 2020	Sunny	14:27	65.4	66.5	64.0	68	66.6	62	75			
		14:32	65.8	66.8	64.4							
		14:37	66.5	68.0	64.5							
		14:42	67.5	69.4	63.9							
		14:47	68.8	69.8	67.6							
		14:52	70.4	70.9	66.7							
20 Apr 2020	Sunny	13:49	67.1	68.5	65.1	68	66.6	63	75			
		13:54	68.0	69.8	65.5							
		13:59	67.2	68.8	64.8							
		14:04	67.5	69.4	64.7							
		14:09	68.4	70.3	65.8							
		14:14	70.6	73.5	65.8							
27 Apr 2020	Sunny	13:30	67.1	68.3	65.3	68	66.6	61	75			
		13:35	66.4	67.4	65.0							
		13:40	67.0	68.0	64.9							
		13:45	67.0	68.5	64.3							
		13:50	68.9	71.6	65.5							
		13:55	69.1	71.2	65.0							



Noise Monitoring Result

Day Time (0700 - 1900hrs on normal weekdays)

Location: NMC-05 - G/F, Hong Wah Court Block B Yee Hong House

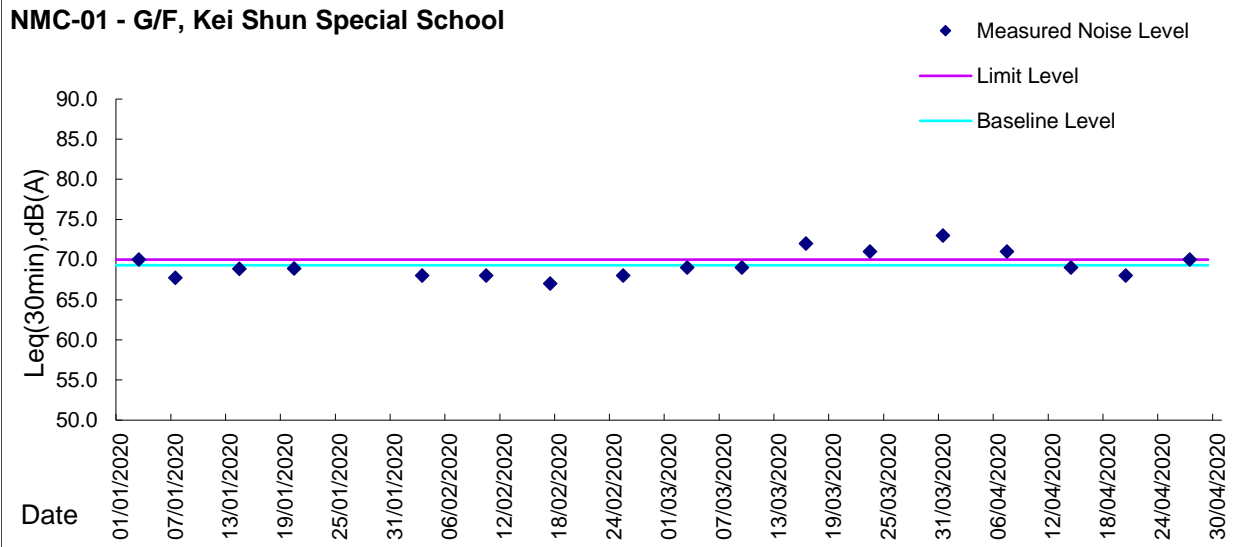
Date	Weather	Time	Measurement Noise Level			Average Noise Level	Baseline Level	Construction Noise Level	Limit Level			
			Leq	L10	L90					Leq	Leq	Leq
			Unit: dB(A), (5-min)							Unit: dB(A), (30-min)		
7 Apr 2020	Cloudy	14:05	70.9	71.6	58.2	66	61.8	64	75			
		14:10	62.8	64.9	58.8							
		14:15	64.7	65.1	59.7							
		14:20	64.6	65.3	60.3							
		14:25	61.9	64.0	59.0							
		14:30	63.7	65.6	59.9							
14 Apr 2020	Sunny	15:52	64.3	66.0	61.3	64	61.8	59	75			
		15:57	64.8	67.2	61.0							
		16:02	64.2	66.2	60.9							
		16:07	62.3	64.5	59.6							
		16:12	61.5	63.1	59.0							
		16:17	63.4	65.3	60.0							
20 Apr 2020	Sunny	17:16	80.8	84.2	75.2	74	61.8	74	75			
		17:21	73.6	75.6	64.4							
		17:26	66.7	71.3	62.8							
		17:31	65.0	68.6	59.7							
		17:36	65.1	67.9	60.6							
		17:41	64.7	65.5	59.5							
27 Apr 2020	Sunny	14:22	70.0	70.8	65.1	66	61.8	64	75			
		14:27	62.1	63.7	59.4							
		14:32	63.4	65.1	60.2							
		14:37	65.6	67.0	59.8							
		14:42	64.8	67.2	60.9							
		14:47	63.2	64.7	59.9							
29 Apr 2020	Sunny	14:01	69.1	72.9	62.3	65	61.8	62	75			
		14:06	65.6	69.0	61.7							
		14:11	62.7	64.9	59.7							
		14:16	63.7	65.8	60.0							
		14:21	61.7	63.3	59.3							
		14:26	63.4	65.9	59.6							



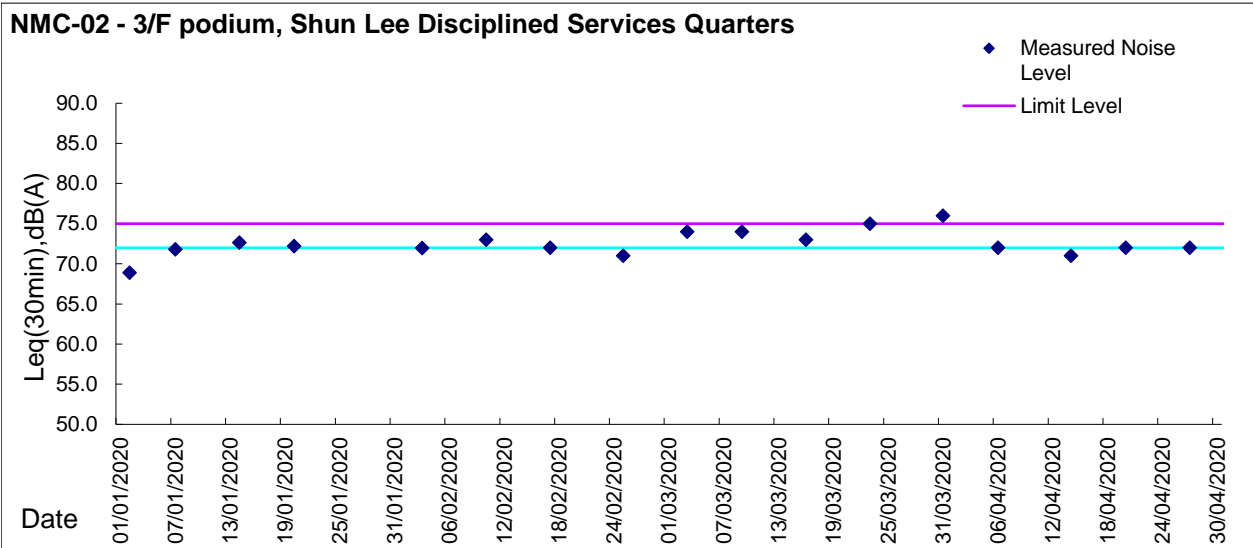
Graphic Presentation of Noise Monitoring Result

Day Time (0700 - 1900hrs on normal weekdays)

NMC-01 - G/F, Kei Shun Special School



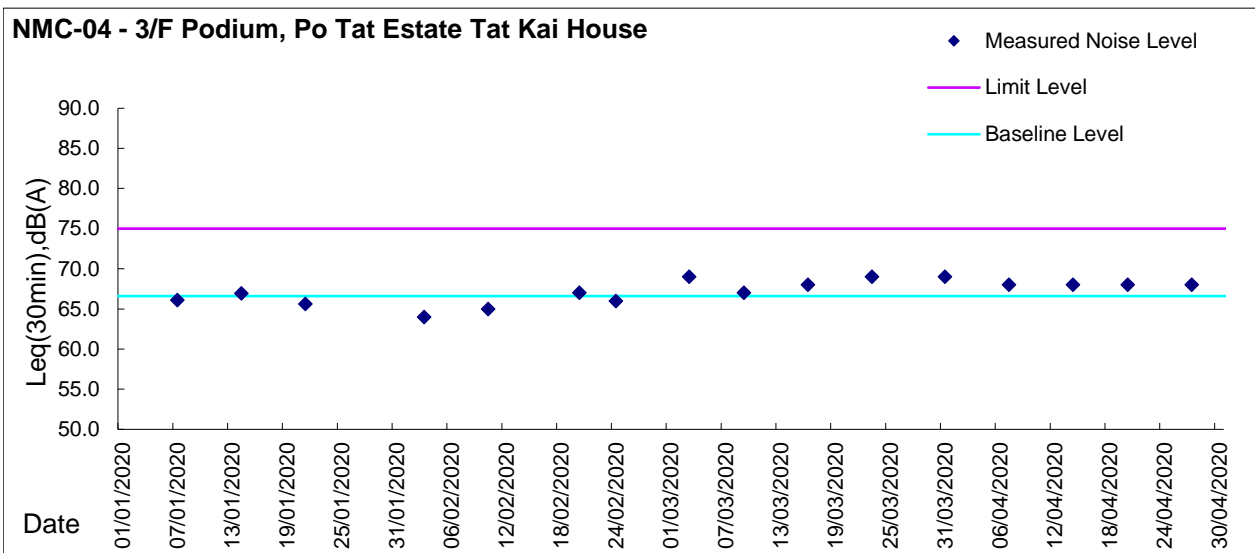
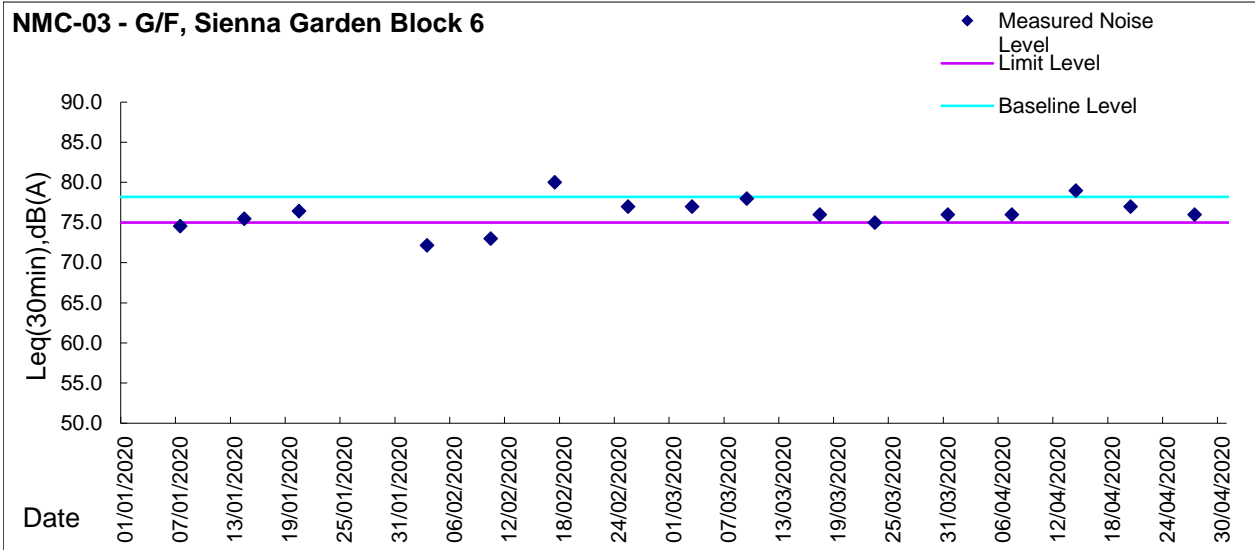
NMC-02 - 3/F podium, Shun Lee Disciplined Services Quarters





Graphic Presentation of Noise Monitoring Result

Day Time (0700 - 1900hrs on normal weekdays)





Graphic Presentation of Noise Monitoring Result
Day Time (0700 - 1900hrs on normal weekdays)

