



Report on 1-hour TSP monitoring at NCWBR_AMS-1 - Shun Lee Fire Station

Action Level ($\mu\text{g}/\text{m}^3$) - 284.4
Limit Level ($\mu\text{g}/\text{m}^3$) - 500.0

Date	Weather Condition	Time	Mass Concentration ($\mu\text{g}/\text{m}^3$)
01-Apr-20	Fine	8:45	11.6
01-Apr-20	Fine	9:46	15.5
01-Apr-20	Fine	10:47	12.3
07-Apr-20	Fine	9:50	17.9
07-Apr-20	Fine	10:51	22.5
07-Apr-20	Fine	13:00	35.0
09-Apr-20	Fine	9:15	19.1
09-Apr-20	Fine	10:16	18.9
09-Apr-20	Fine	13:00	18.9
15-Apr-20	Fine	08:51	105.1
15-Apr-20	Fine	09:52	87.9
15-Apr-20	Fine	10:53	72.8
21-Apr-20	Fine	08:14	39.4
21-Apr-20	Fine	09:15	34.8
21-Apr-20	Fine	10:16	35.8
27-Apr-20	Fine	09:33	56.4
27-Apr-20	Fine	10:34	46.9
27-Apr-20	Fine	13:00	51.9



Report on 1-hour TSP monitoring at NCWBR_AMS-2 - Shun Lee Estate Lee Hang House

Action Level ($\mu\text{g}/\text{m}^3$) - 282.4
Limit Level ($\mu\text{g}/\text{m}^3$) - 500.0

Date	Weather Condition	Time	Mass Concentration ($\mu\text{g}/\text{m}^3$)
01-Apr-20	Fine	8:54	15.1
01-Apr-20	Fine	9:55	18.7
01-Apr-20	Fine	10:56	16.4
07-Apr-20	Fine	9:09	22.4
07-Apr-20	Fine	10:10	26.9
07-Apr-20	Fine	13:00	27.1
09-Apr-20	Fine	10:00	98.1
09-Apr-20	Fine	11:01	93.7
09-Apr-20	Fine	13:01	48.3
15-Apr-20	Fine	09:24	147.2
15-Apr-20	Fine	10:25	107.0
15-Apr-20	Fine	13:00	102.4
21-Apr-20	Fine	08:01	10.4
21-Apr-20	Fine	09:02	8.7
21-Apr-20	Fine	10:03	13.3
27-Apr-20	Fine	09:13	48.4
27-Apr-20	Fine	10:14	28.2
27-Apr-20	Fine	13:00	16.8



Report on 1-hour TSP monitoring at NCWBR_AMS-3 - Shun Lee Disciplined Services
Quarters (Block 6)
Action Level ($\mu\text{g}/\text{m}^3$) - 287.9
Limit Level ($\mu\text{g}/\text{m}^3$) - 500.0

Date	Weather Condition	Time	Mass Concentration ($\mu\text{g}/\text{m}^3$)
01-Apr-20	Fine	9:15	14.0
01-Apr-20	Fine	10:16	14.8
01-Apr-20	Fine	13:00	14.5
07-Apr-20	Fine	9:42	15.0
07-Apr-20	Fine	10:43	18.8
07-Apr-20	Fine	13:00	27.7
09-Apr-20	Fine	9:36	16.0
09-Apr-20	Fine	10:37	16.0
09-Apr-20	Fine	13:00	16.2
15-Apr-20	Fine	08:30	75.4
15-Apr-20	Fine	09:31	62.1
15-Apr-20	Fine	10:32	46.5
21-Apr-20	Fine	08:17	62.9
21-Apr-20	Fine	09:18	37.2
21-Apr-20	Fine	10:19	34.9
27-Apr-20	Fine	09:24	49.8
27-Apr-20	Fine	10:25	39.0
27-Apr-20	Fine	13:00	24.9



Report on 1-hour TSP monitoring at NCWBR_AMS-4 - Sienna Garden

Action Level ($\mu\text{g}/\text{m}^3$) - 281.6
Limit Level ($\mu\text{g}/\text{m}^3$) - 500.0

Date	Weather Condition	Time	Mass Concentration ($\mu\text{g}/\text{m}^3$)
01-Apr-20	Fine	8:30	15.0
01-Apr-20	Fine	9:31	14.9
01-Apr-20	Fine	10:32	14.3
07-Apr-20	Fine	9:30	24.9
07-Apr-20	Fine	10:31	31.3
07-Apr-20	Fine	13:00	56.2
09-Apr-20	Fine	9:54	160.9
09-Apr-20	Fine	10:55	138.2
09-Apr-20	Fine	13:00	66.4
15-Apr-20	Fine	09:30	64.6
15-Apr-20	Fine	10:31	54.6
15-Apr-20	Fine	13:00	46.2
21-Apr-20	Fine	08:17	15.1
21-Apr-20	Fine	09:18	13.7
21-Apr-20	Fine	10:19	14.3
27-Apr-20	Fine	09:50	55.5
27-Apr-20	Fine	10:51	48.6
27-Apr-20	Fine	13:00	42.7



Report on 1-hour TSP monitoring at NCWBR_AMS-5 - Shun Chi Court Shun Fung

House

Action Level ($\mu\text{g}/\text{m}^3$) - 270.0

Limit Level ($\mu\text{g}/\text{m}^3$) - 500.0

Date	Weather Condition	Time	Mass Concentration ($\mu\text{g}/\text{m}^3$)
01-Apr-20	Fine	9:07	15.9
01-Apr-20	Fine	10:08	18.8
01-Apr-20	Fine	13:00	19.0
07-Apr-20	Fine	9:16	15.2
07-Apr-20	Fine	10:17	14.9
07-Apr-20	Fine	13:00	22.9
09-Apr-20	Fine	9:52	81.9
09-Apr-20	Fine	10:53	80.2
09-Apr-20	Fine	13:00	76.9
15-Apr-20	Fine	09:17	92.6
15-Apr-20	Fine	10:18	94.4
15-Apr-20	Fine	13:00	83.0
21-Apr-20	Fine	08:30	29.5
21-Apr-20	Fine	09:31	26.9
21-Apr-20	Fine	10:32	26.3
27-Apr-20	Fine	09:06	28.5
27-Apr-20	Fine	10:07	37.9
27-Apr-20	Fine	13:00	25.7



Report on 1-hour TSP monitoring at LTR_AMS-1 - St Edward's Catholic Primary School

Action Level ($\mu\text{g}/\text{m}^3$) - 272.1
Limit Level ($\mu\text{g}/\text{m}^3$) - 500.0

Date	Weather Condition	Time	Mass Concentration ($\mu\text{g}/\text{m}^3$)
01-Apr-20	Fine	10:33	55.8
01-Apr-20	Fine	13:00	51.7
01-Apr-20	Fine	14:01	62.5
07-Apr-20	Fine	9:54	17.0
07-Apr-20	Fine	10:55	13.7
07-Apr-20	Fine	13:00	15.1
09-Apr-20	Fine	13:00	11.3
09-Apr-20	Fine	14:01	9.1
09-Apr-20	Fine	15:02	7.8
15-Apr-20	Fine	13:05	21.9
15-Apr-20	Fine	14:06	14.2
15-Apr-20	Fine	15:07	17.1
21-Apr-20	Fine	08:47	30.8
21-Apr-20	Fine	09:48	43.4
21-Apr-20	Fine	10:49	30.3
27-Apr-20	Fine	13:00	37.8
27-Apr-20	Fine	14:01	38.8
27-Apr-20	Fine	15:02	35.7



Report on 1-hour TSP monitoring at LTR_AMS-2 - Environmental Protection
Department's Restored Landfill Site Office
Action Level ($\mu\text{g}/\text{m}^3$) - 281.1
Limit Level ($\mu\text{g}/\text{m}^3$) - 500.0

Date	Weather Condition	Time	Mass Concentration ($\mu\text{g}/\text{m}^3$)
01-Apr-20	Fine	10:45	59.3
01-Apr-20	Fine	13:00	45.0
01-Apr-20	Fine	14:01	69.6
07-Apr-20	Fine	9:58	117.9
07-Apr-20	Fine	10:59	47.1
07-Apr-20	Fine	13:00	47.9
09-Apr-20	Fine	10:18	50.0
09-Apr-20	Fine	13:00	26.1
09-Apr-20	Fine	14:01	29.6
15-Apr-20	Fine	09:38	44.5
15-Apr-20	Fine	10:39	34.0
15-Apr-20	Fine	13:00	31.1
21-Apr-20	Fine	08:39	40.3
21-Apr-20	Fine	09:40	33.3
21-Apr-20	Fine	10:41	24.9
27-Apr-20	Fine	13:00	46.0
27-Apr-20	Fine	14:01	52.8
27-Apr-20	Fine	15:02	45.5



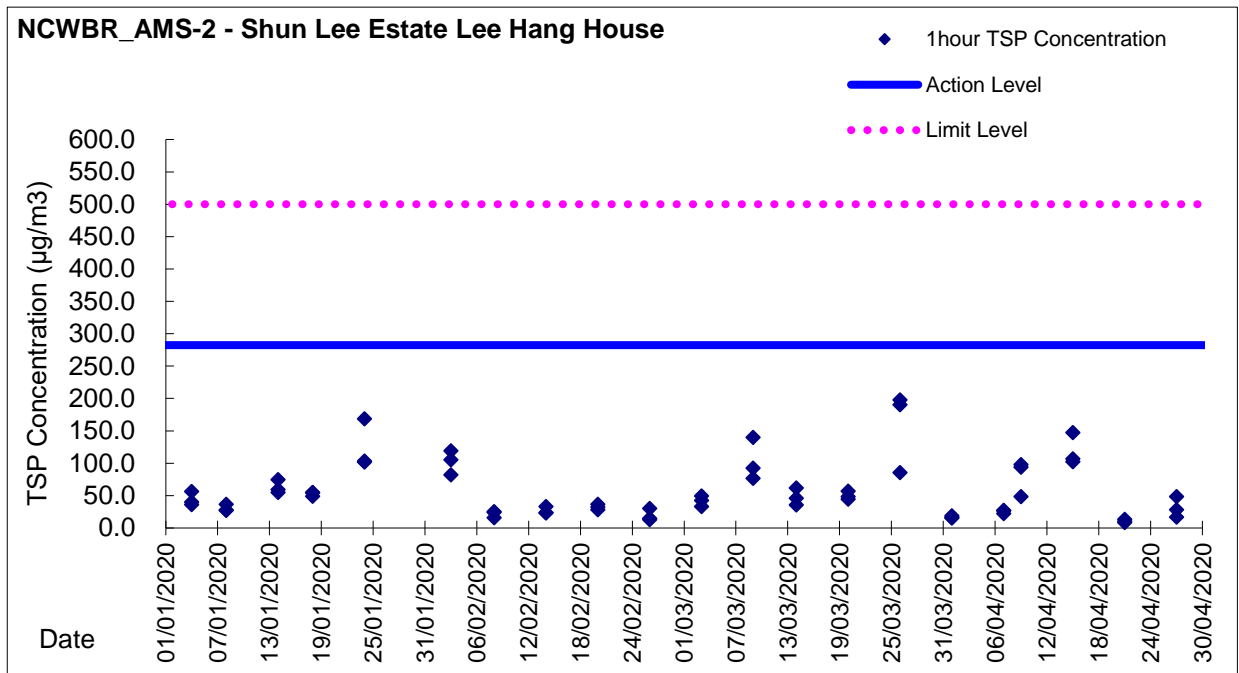
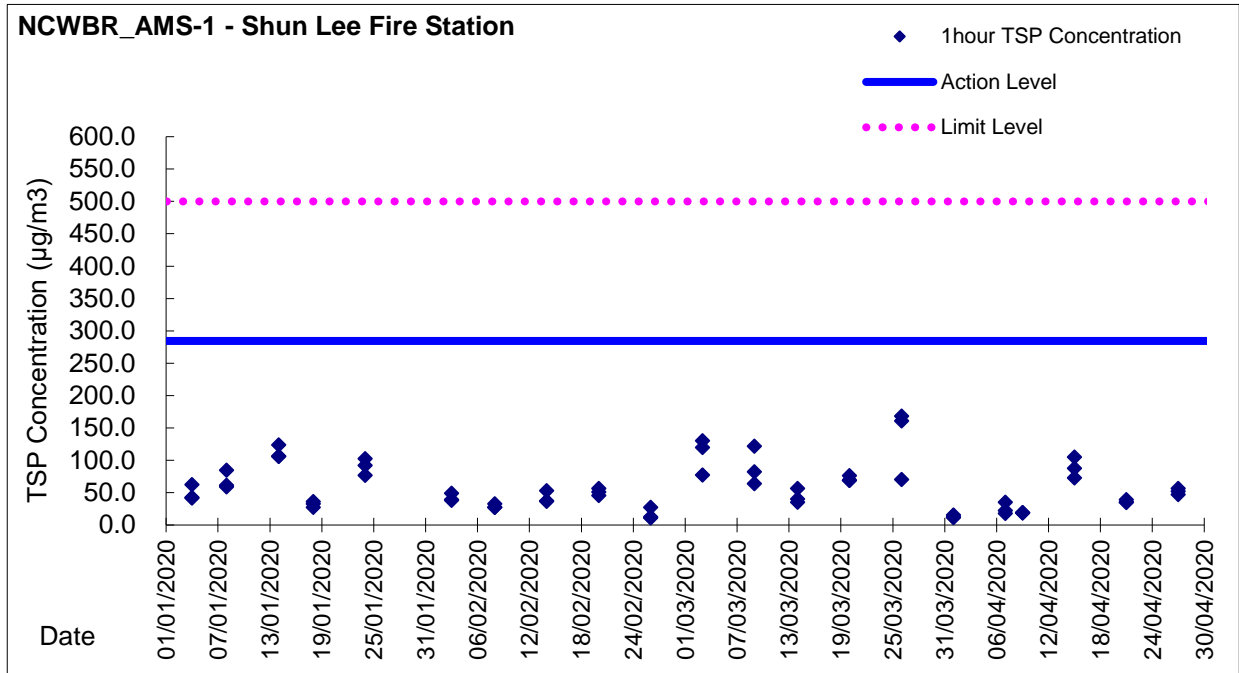
Report on 1-hour TSP monitoring at LTR_AMS-3 - Po Tat Estate Tat Kai House

Action Level ($\mu\text{g}/\text{m}^3$) - 285.1
Limit Level ($\mu\text{g}/\text{m}^3$) - 500.0

Date	Weather Condition	Time	Mass Concentration ($\mu\text{g}/\text{m}^3$)
01-Apr-20	Fine	10:53	61.4
01-Apr-20	Fine	13:00	58.5
01-Apr-20	Fine	14:01	82.3
07-Apr-20	Fine	9:54	29.9
07-Apr-20	Fine	10:55	30.4
07-Apr-20	Fine	13:00	47.4
09-Apr-20	Fine	13:00	30.4
09-Apr-20	Fine	14:01	18.2
09-Apr-20	Fine	15:02	16.6
15-Apr-20	Fine	13:15	71.8
15-Apr-20	Fine	14:16	53.8
15-Apr-20	Fine	15:17	33.5
21-Apr-20	Fine	08:40	85.4
21-Apr-20	Fine	09:41	76.3
21-Apr-20	Fine	10:42	90.0
27-Apr-20	Fine	10:23	43.6
27-Apr-20	Fine	13:00	36.0
27-Apr-20	Fine	14:01	39.0

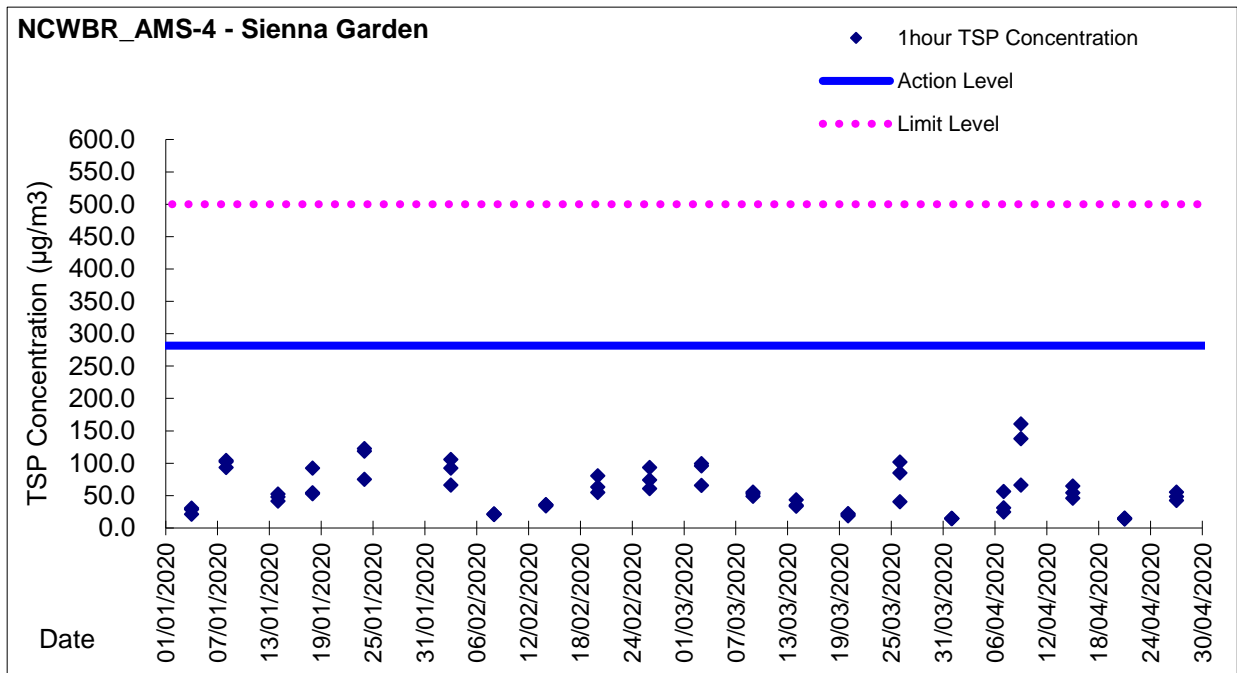
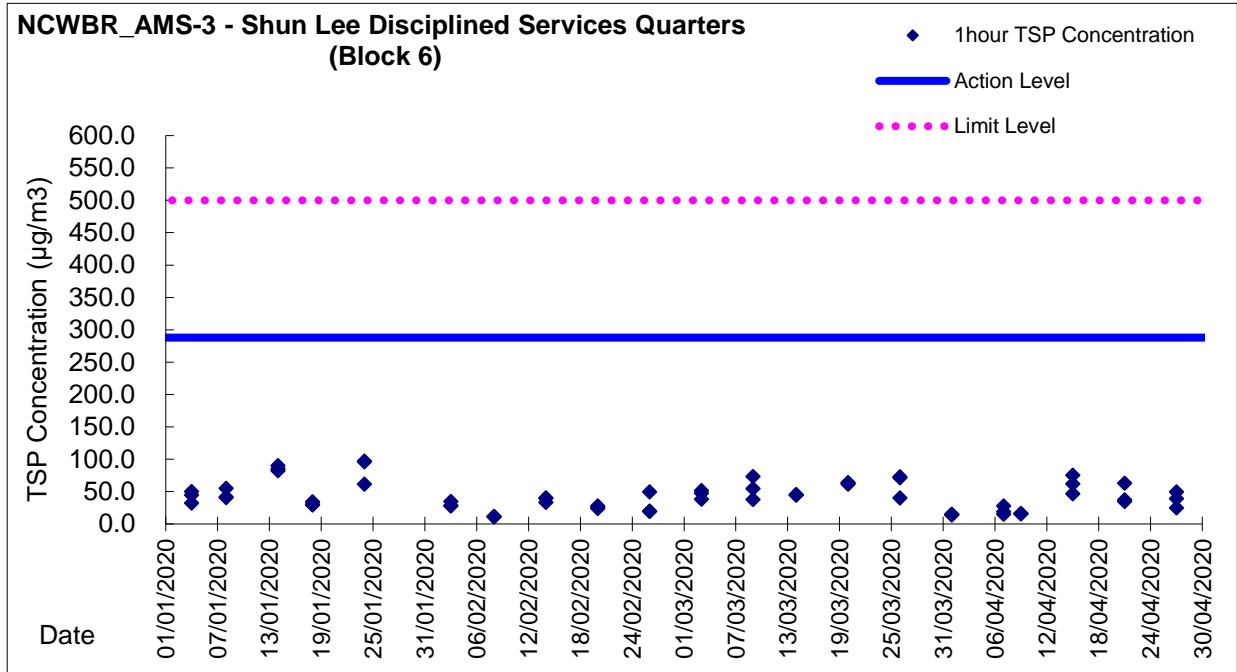


Graphic Presentation of TSP Result



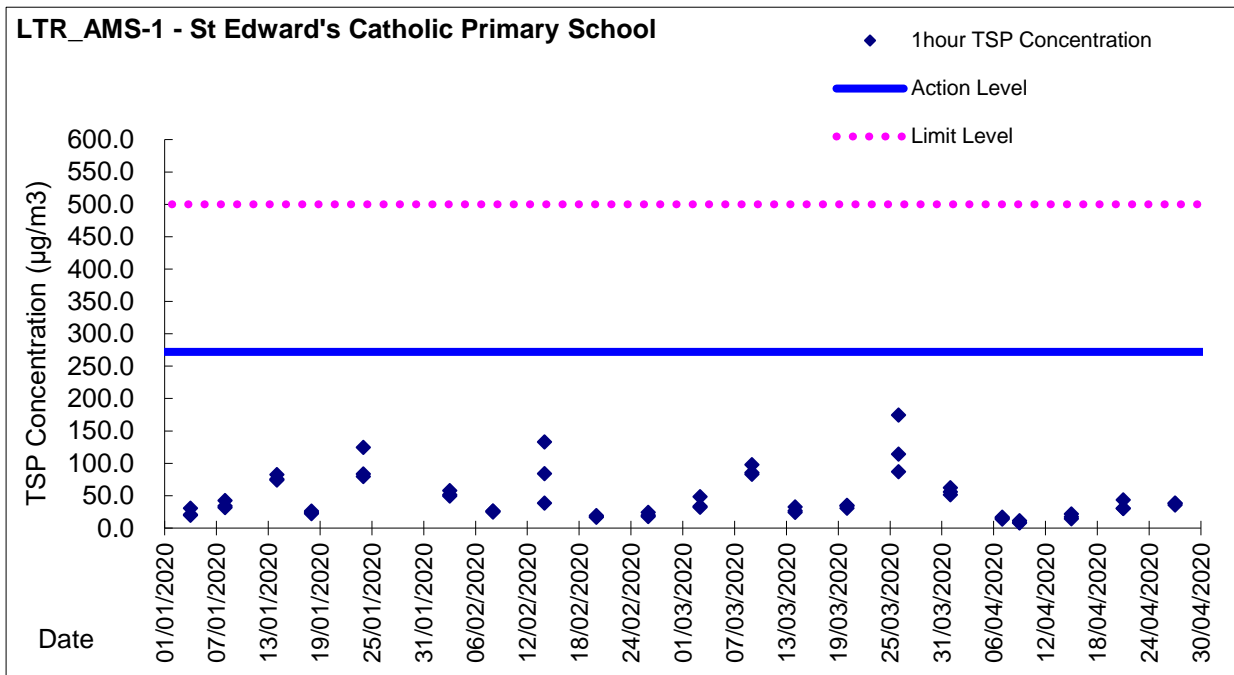
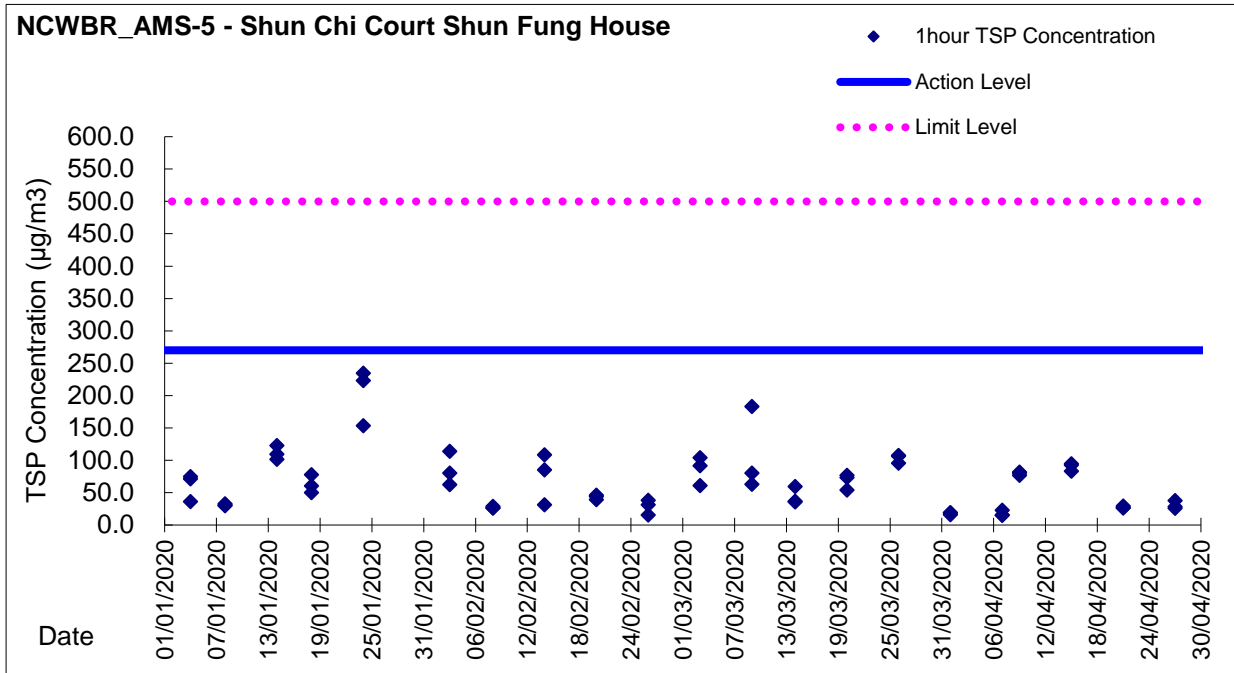


Graphic Presentation of TSP Result





Graphic Presentation of TSP Result





Graphic Presentation of TSP Result

