



Noise Monitoring Result

Day Time (0700 - 1900hrs on normal weekdays)

Location: NMC-01 - G/F, Kei Shun Special School

Date	Weather	Time	Measurement Noise Level			Average Noise Level	Baseline Level	Construction Noise Level	Limit Level
			Leq	L10	L90	Leq	Leq	Leq	Leq
			Unit: dB(A), (5-min)			Unit: dB(A), (30-min)			
7 Apr 2021	Fine	14:07	68.6	71.2	63.7	69	69.3	<Baseline Level	70
		14:12	68.2	70.9	64.3				
		14:17	69.5	71.5	65.1				
		14:22	69.7	72.1	65.6				
		14:27	68.7	70.9	65.3				
		14:32	67.8	70.0	63.2				
13 Apr 2021	Fine	14:40	70.5	72.9	67.2	70	69.3	63	70
		14:45	70.5	72.8	67.2				
		14:50	70.6	72.6	66.5				
		14:55	70.8	72.9	67.2				
		15:00	69.2	72.3	65.1				
		15:05	70.0	72.2	65.5				
19 Apr 2021	Cloudy	13:00	70.1	72.3	65.4	70	69.3	63	70
		13:05	70.2	72.5	66.3				
		13:10	70.2	72.1	67.0				
		13:15	70.1	72.7	66.9				
		13:20	70.3	72.1	67.5				
		13:25	70.5	72.7	66.9				
26 Apr 2021	Cloudy	09:20	70.8	73.1	67.2	70	69.3	64	70
		09:25	70.4	73.2	65.6				
		09:30	70.3	72.2	67.8				
		09:35	70.3	74.9	67.6				
		09:40	70.4	72.1	65.8				
		09:45	70.4	72.0	66.0				



Noise Monitoring Result

Day Time (0700 - 1900hrs on normal weekdays)

Location: NMC-02 - 3/F podium, Shun Lee Disciplined Services Quarters Block 6

Date	Weather	Time	Measurement Noise Level			Average Noise Level	Baseline Level	Construction Noise Level	Limit Level
			Leq	L10	L90	Leq	Leq	Leq	Leq
			Unit: dB(A), (5-min)			Unit: dB(A), (30-min)			
7 Apr 2021	Fine	13:21	70.8	73.5	66.9	72	72.0	<Baseline Level	75
		13:26	71.7	74.0	66.9				
		13:31	72.1	74.9	67.6				
		13:36	72.6	74.8	69.3				
		13:41	72.8	75.1	68.0				
		13:46	71.2	73.1	68.1				
13 Apr 2021	Fine	13:00	72.3	74.8	68.9	73	72.0	67	75
		13:05	72.5	75.1	68.7				
		13:10	74.4	77.2	69.6				
		13:15	73.1	75.3	69.2				
		13:20	73.2	75.3	69.2				
		13:25	73.4	76.4	68.9				
19 Apr 2021	Fine	13:40	73.4	75.1	70.9	73	72.0	67	75
		13:45	73.0	75.2	69.4				
		13:50	72.7	75.0	69.9				
		13:55	73.3	75.9	69.9				
		14:00	73.5	74.9	70.8				
		14:05	73.2	15.6	69.9				
26 Apr 2021	Cloudy	15:15	73.3	76.0	69.1	73	72.0	63	75
		15:20	72.3	75.3	68.1				
		15:25	72.2	75.8	65.6				
		15:30	72.5	74.6	69.5				
		15:35	72.7	75.3	68.1				
		15:40	72.0	74.3	68.3				



Noise Monitoring Result

Day Time (0700 - 1900hrs on normal weekdays)

Location: NMC-03 - G/F, Sienna Garden Block 6

Date	Weather	Time	Measurement Noise Level			Average Noise Level	Baseline Level	Construction Noise Level	Limit Level
			Leq	L10	L90	Leq	Leq	Leq	Leq
			Unit: dB(A), (5-min)			Unit: dB(A), (30-min)			
7 Apr 2021	Fine	15:10	75.7	78.4	66.8	76	78.2	<Baseline Level	75
		15:15	75.2	78.7	62.8				
		15:20	74.9	78.9	62.8				
		15:25	77.4	79.1	63.2				
		15:30	76.7	79.9	65.4				
		15:35	75.6	78.9	61.4				
12 Apr 2021	Fine	11:25	76.4	80.0	63.6	76	78.2	<Baseline Level	75
		11:30	75.8	80.0	62.4				
		11:35	76.1	79.8	63.5				
		11:40	72.4	78.6	61.9				
		11:45	76.0	79.2	61.0				
		11:50	76.2	79.0	61.8				
19 Apr 2021	Fine	14:40	77.4	80.2	69.4	78	78.2	<Baseline Level	75
		14:45	77.2	80.2	68.3				
		14:50	80.3	82.2	72.4				
		14:55	77.9	80.4	70.5				
		15:00	77.2	79.8	70.4				
		15:05	76.1	79.0	70.2				
26 Apr 2021	Cloudy	13:55	82.3	85.2	74.9	80	78.2	75	75
		14:00	81.3	84.3	71.9				
		14:05	78.9	81.9	74.0				
		14:10	79.1	83.5	71.3				
		14:15	78.8	82.2	68.3				
		14:20	78.0	80.1	69.3				



Noise Monitoring Result

Day Time (0700 - 1900hrs on normal weekdays)

Location: NMC-04 - 3/F Podium, Po Tat Estate Tat Kai House

Date	Weather	Time	Measurement Noise Level			Average Noise Level	Baseline Level	Construction Noise Level	Limit Level
			Leq	L10	L90	Leq	Leq	Leq	Leq
			Unit: dB(A), (5-min)			Unit: dB(A), (30-min)			
7 Apr 2021	Fine	11:21	67.1	68.5	65.7	65	66.6	<Baseline Level	75
		11:26	66.2	67.5	64.7				
		11:31	62.9	64.0	61.8				
		11:36	62.8	63.7	61.5				
		11:41	63.3	64.5	61.9				
		11:46	62.5	63.5	61.4				
13 Apr 2021	Fine	10:00	73.6	75.6	69.0	73	66.6	72	75
		10:05	73.1	75.6	67.4				
		10:10	73.1	75.2	67.0				
		10:15	73.3	76.3	66.8				
		10:20	73.5	75.8	66.6				
		10:25	73.2	75.4	66.3				
19 Apr 2021	Fine	15:50	68.5	70.0	64.1	67	66.6	60	75
		15:55	68.3	70.0	64.2				
		16:00	67.5	69.5	64.0				
		16:05	67.5	69.3	64.2				
		16:10	66.4	68.9	64.3				
		16:15	66.1	68.7	64.5				
26 Apr 2021	Cloudy	10:45	63.2	64.5	61.4	66	66.6	<Baseline Level	75
		10:50	63.5	64.7	62.0				
		10:55	66.6	67.8	65.0				
		11:00	67.1	68.4	65.3				
		11:05	66.9	68.0	65.4				
		11:10	67.3	68.7	65.5				



Noise Monitoring Result

Day Time (0700 - 1900hrs on normal weekdays)

Location: NMC-05 - G/F, Hong Wah Court Block B Yee Hong House

Date	Weather	Time	Measurement Noise Level			Average Noise Level	Baseline Level	Construction Noise Level	Limit Level
			Leq	L10	L90	Leq	Leq	Leq	Leq
			Unit: dB(A), (5-min)			Unit: dB(A), (30-min)			
7 Apr 2021	Fine	10:23	76.0	79.0	64.1	76	61.8	75	75
		10:28	75.8	76.9	74.3				
		10:33	75.0	76.5	64.6				
		10:38	75.0	77.2	64.3				
		10:43	75.4	77.0	75.2				
8 Apr 2021	Fine	10:48	76.1	77.8	64.6	71	61.8	70	75
		10:30	71.0	71.8	66.9				
		10:35	71.2	71.5	67.2				
		10:40	70.6	71.6	66.7				
		10:45	71.3	71.9	66.8				
12 Apr 2021	Fine	10:50	70.8	71.2	66.0	71	61.8	71	75
		10:55	71.0	71.7	67.7				
		15:15	70.3	71.0	66.3				
		15:20	76.8	85.0	63.2				
		15:25	66.8	69.2	63.6				
15 Apr 2021	Fine	15:30	67.6	69.8	64.3	72	61.8	72	75
		15:35	68.6	70.0	65.2				
		15:40	68.4	70.2	65.2				
		10:42	74.6	78.3	68.7				
		10:47	72.8	75.1	69.2				
19 Apr 2021	Fine	10:52	73.8	76.3	69.6	64	61.8	60	75
		10:57	70.8	72.2	68.6				
		11:02	70.5	72.1	68.2				
		11:07	70.2	71.4	68.8				
		13:45	62.5	64.6	59.4				
22 Apr 2021	Fine	13:50	64.3	66.0	61.2	69	61.8	68	75
		13:55	67.1	66.4	62.0				
		14:00	63.6	65.4	61.2				
		14:05	61.9	63.4	60.0				
		14:10	62.1	63.8	59.2				
26 Apr 2021	Cloudy	14:00	69.2	70.4	67.7	64	61.8	61	75
		14:05	69.2	70.5	67.6				
		14:10	68.7	70.0	67.3				
		14:15	68.6	69.7	67.4				
		14:20	68.7	70.3	66.6				
29 Apr 2021	Cloudy	14:25	68.9	70.3	66.9	70	61.8	69	75
		11:30	63.9	66.2	60.2				
		11:35	64.7	67.4	60.0				
		11:40	64.8	67.5	60.1				
		11:45	65.0	67.5	60.5				
29 Apr 2021	Cloudy	11:50	63.8	66.0	60.3	70	61.8	69	75
		11:55	64.0	67.0	60.1				
		10:30	72.6	74.5	67.9				
		10:35	69.4	71.8	66.3				
		10:40	68.7	70.5	66.5				

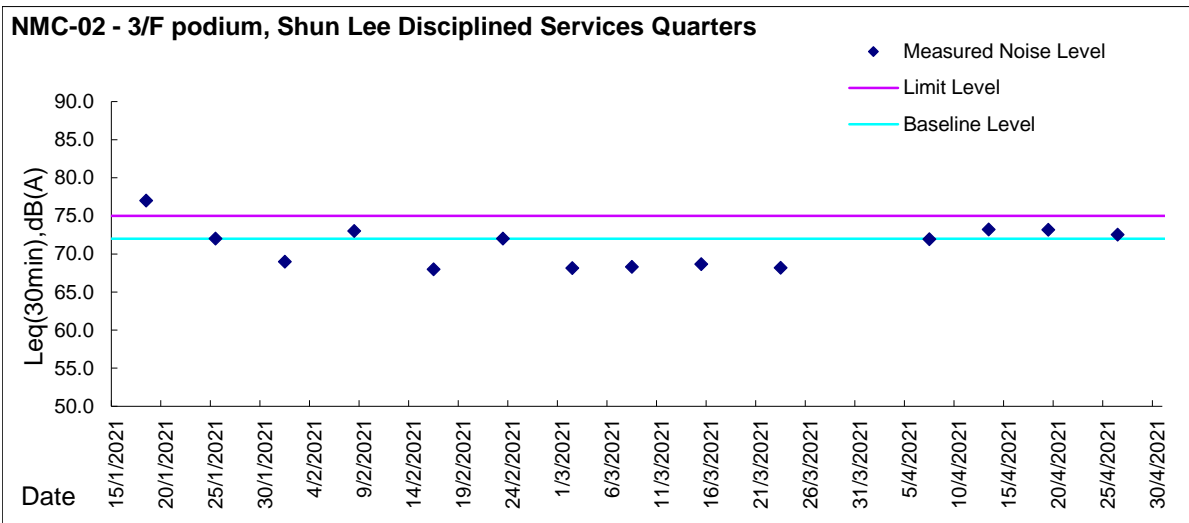
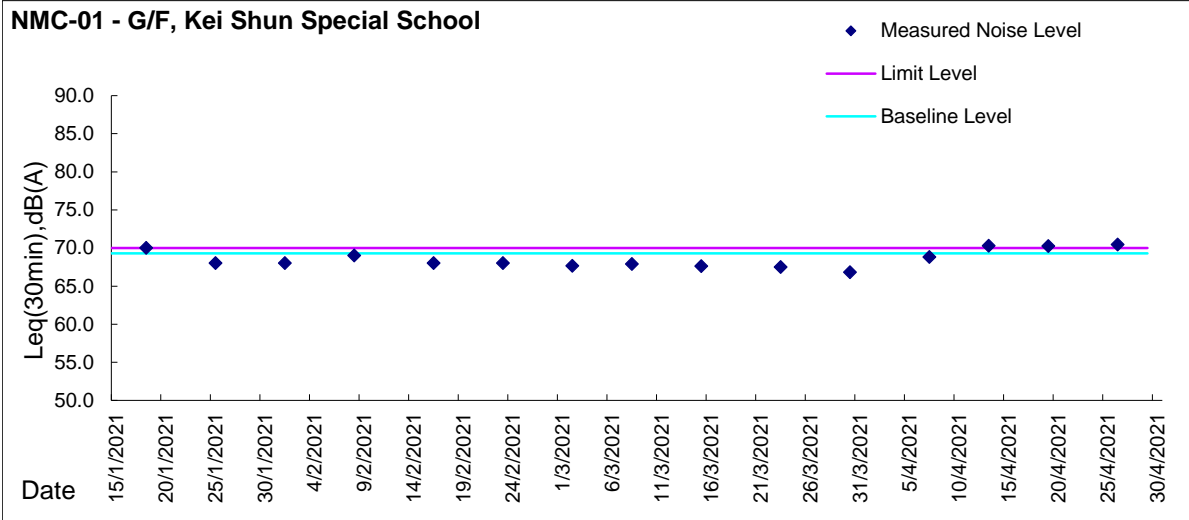
* Noise monitoring conducted on 8 & 22 April 2021 was measured at 34/F, high level of Block B

* Noise monitoring conducted on 15 & 29 April 2021 was measured at 20/F, middle level of Block B



Graphic Presentation of Noise Monitoring Result

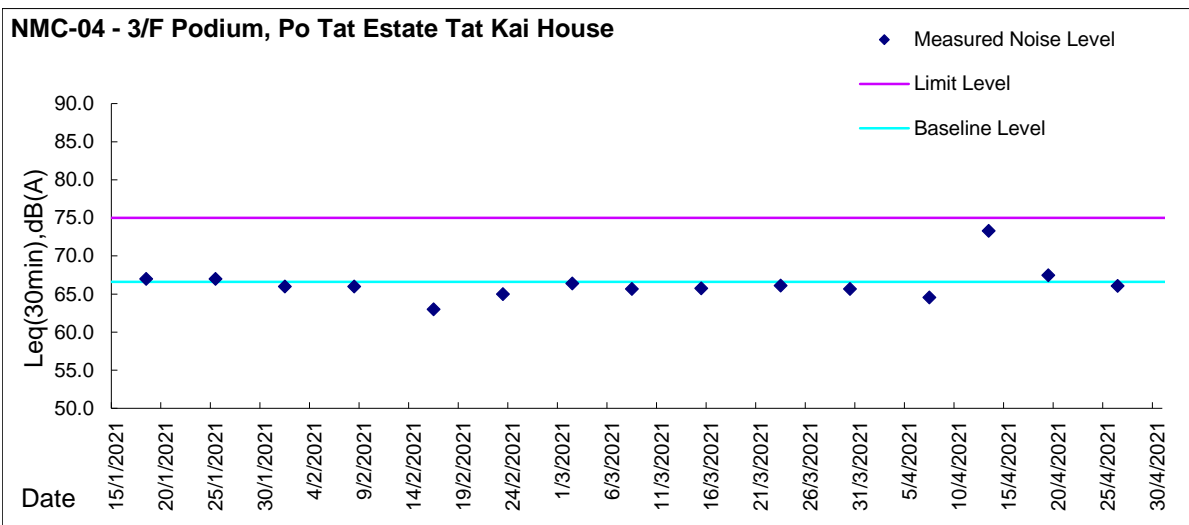
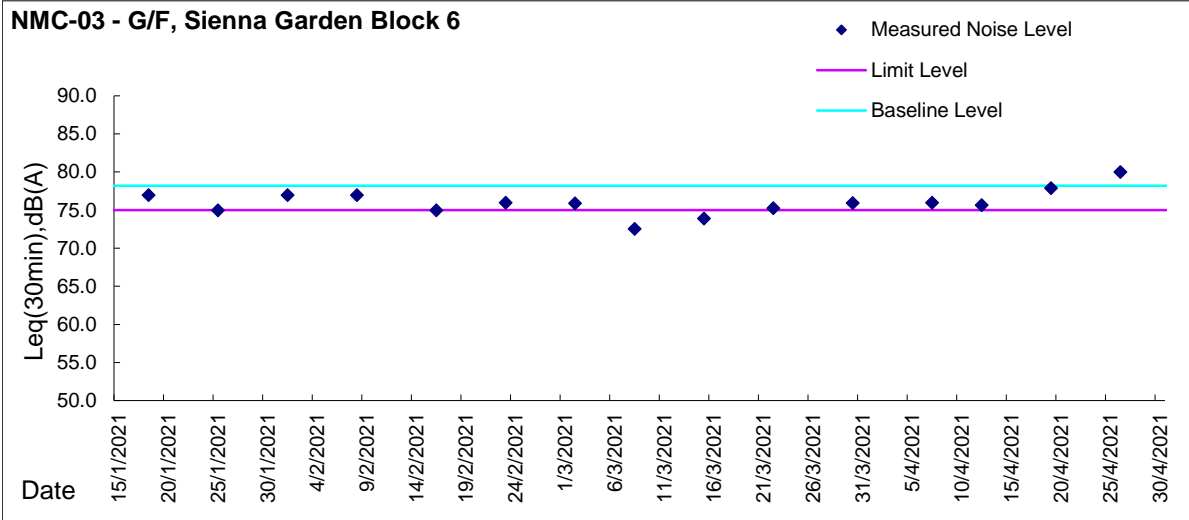
Day Time (0700 - 1900hrs on normal weekdays)





Graphic Presentation of Noise Monitoring Result

Day Time (0700 - 1900hrs on normal weekdays)





Graphic Presentation of Noise Monitoring Result

Day Time (0700 - 1900hrs on normal weekdays)

