



Report on 1-hour TSP monitoring at NCWBR_AMS-1 - Shun Lee Fire Station

Action Level ($\mu\text{g}/\text{m}^3$) - 284.4
Limit Level ($\mu\text{g}/\text{m}^3$) - 500.0

Date	Weather Condition	Time	Mass Concentration ($\mu\text{g}/\text{m}^3$)
1-Apr-21	Fine	8:00	39.0
1-Apr-21	Fine	9:01	24.9
1-Apr-21	Fine	10:02	22.9
7-Apr-21	Fine	8:00	24.8
7-Apr-21	Fine	9:01	17.1
7-Apr-21	Fine	10:02	13.5
13-Apr-21	Fine	8:36	48.2
13-Apr-21	Fine	9:37	45.2
13-Apr-21	Fine	10:38	46.8
19-Apr-21	Fine	10:38	204.6
19-Apr-21	Fine	13:00	158.7
19-Apr-21	Fine	14:01	171.3
24-Apr-21	Fine	8:05	106.4
24-Apr-21	Fine	9:06	99.7
24-Apr-21	Fine	10:07	107.2
30-Apr-21	Fine	8:00	71.4
30-Apr-21	Fine	9:01	66.1
30-Apr-21	Fine	10:02	76.7



Report on 1-hour TSP monitoring at NCWBR_AMS-2 - Shun Lee Estate Lee Hang House

Action Level ($\mu\text{g}/\text{m}^3$) - 282.4
Limit Level ($\mu\text{g}/\text{m}^3$) - 500.0

Date	Weather Condition	Time	Mass Concentration ($\mu\text{g}/\text{m}^3$)
1-Apr-21	Fine	8:00	29.2
1-Apr-21	Fine	9:01	48.4
1-Apr-21	Fine	10:02	49.7
7-Apr-21	Fine	8:00	23.4
7-Apr-21	Fine	9:01	18.2
7-Apr-21	Fine	10:02	24.5
13-Apr-21	Fine	10:10	32.4
13-Apr-21	Fine	13:00	34.3
13-Apr-21	Fine	14:01	24.9
19-Apr-21	Fine	10:56	32.8
19-Apr-21	Fine	13:00	27.8
19-Apr-21	Fine	14:01	19.1
24-Apr-21	Fine	8:07	18.1
24-Apr-21	Fine	9:08	13.7
24-Apr-21	Fine	10:09	14.4
30-Apr-21	Fine	8:14	29.3
30-Apr-21	Fine	9:15	31.4
30-Apr-21	Fine	10:16	26.4



Report on 1-hour TSP monitoring at NCWBR_AMS-3 - Shun Lee Disciplined Services
Quarters (Block 6)
Action Level ($\mu\text{g}/\text{m}^3$) - 287.9
Limit Level ($\mu\text{g}/\text{m}^3$) - 500.0

Date	Weather Condition	Time	Mass Concentration ($\mu\text{g}/\text{m}^3$)
1-Apr-21	Fine	8:00	41.8
1-Apr-21	Fine	9:01	109.7
1-Apr-21	Fine	10:01	111.0
7-Apr-21	Fine	8:00	99.2
7-Apr-21	Fine	9:01	86.5
7-Apr-21	Fine	10:02	81.3
13-Apr-21	Fine	10:16	19.2
13-Apr-21	Fine	13:00	15.7
13-Apr-21	Fine	14:01	16.5
19-Apr-21	Fine	10:53	51.6
19-Apr-21	Fine	13:00	44.7
19-Apr-21	Fine	14:01	19.5
24-Apr-21	Fine	8:15	4.9
24-Apr-21	Fine	9:16	3.2
24-Apr-21	Fine	10:17	3.9
30-Apr-21	Fine	8:08	26.5
30-Apr-21	Fine	9:09	50.8
30-Apr-21	Fine	10:10	41.4



Report on 1-hour TSP monitoring at NCWBR_AMS-4 - Sienna Garden

Action Level ($\mu\text{g}/\text{m}^3$) - 281.6
Limit Level ($\mu\text{g}/\text{m}^3$) - 500.0

Date	Weather Condition	Time	Mass Concentration ($\mu\text{g}/\text{m}^3$)
1-Apr-21	Fine	13:00	32.3
1-Apr-21	Fine	14:01	82.6
1-Apr-21	Fine	15:02	109.3
7-Apr-21	Fine	13:00	26.4
7-Apr-21	Fine	14:01	17.6
7-Apr-21	Fine	15:02	16.6
13-Apr-21	Fine	10:35	183.3
13-Apr-21	Fine	13:00	150.4
13-Apr-21	Fine	14:01	158.9
19-Apr-21	Fine	10:49	31.5
19-Apr-21	Fine	13:00	30.2
19-Apr-21	Fine	14:01	30.6
24-Apr-21	Fine	8:28	16.1
24-Apr-21	Fine	9:29	19.7
24-Apr-21	Fine	10:30	19.9
30-Apr-21	Fine	8:26	30.4
30-Apr-21	Fine	9:27	50.3
30-Apr-21	Fine	10:28	41.1

Report on 1-hour TSP monitoring at NCWBR_AMS-5 - Shun Chi Court Shun Fung

House

Action Level ($\mu\text{g}/\text{m}^3$) - 270.0

Limit Level ($\mu\text{g}/\text{m}^3$) - 500.0

Date	Weather Condition	Time	Mass Concentration ($\mu\text{g}/\text{m}^3$)
1-Apr-21	Fine	8:00	14.1
1-Apr-21	Fine	9:01	66.4
1-Apr-21	Fine	10:01	64.2
7-Apr-21	Fine	8:00	10.4
7-Apr-21	Fine	9:01	10.9
7-Apr-21	Fine	10:02	6.1
13-Apr-21	Fine	10:26	57.3
13-Apr-21	Fine	13:00	48.3
13-Apr-21	Fine	14:01	19.6
19-Apr-21	Fine	10:35	171.9
19-Apr-21	Fine	13:00	112.0
19-Apr-21	Fine	14:01	77.4
24-Apr-21	Fine	8:13	78.0
24-Apr-21	Fine	9:14	73.4
24-Apr-21	Fine	10:15	75.1
30-Apr-21	Fine	8:07	52.6
30-Apr-21	Fine	9:08	55.6
30-Apr-21	Fine	10:09	67.2



Report on 1-hour TSP monitoring at LTR_AMS-1 - St Edward's Catholic Primary School

Action Level ($\mu\text{g}/\text{m}^3$) - 272.1
Limit Level ($\mu\text{g}/\text{m}^3$) - 500.0

Date	Weather Condition	Time	Mass Concentration ($\mu\text{g}/\text{m}^3$)
1-Apr-21	Fine	13:00	58.1
1-Apr-21	Fine	14:01	58.2
1-Apr-21	Fine	15:02	54.8
7-Apr-21	Fine	13:00	33.5
7-Apr-21	Fine	14:01	52.8
7-Apr-21	Fine	15:02	59.8
13-Apr-21	Fine	9:49	19.1
13-Apr-21	Fine	10:50	15.6
13-Apr-21	Fine	13:00	13.0
19-Apr-21	Fine	10:41	163.5
19-Apr-21	Fine	13:00	125.2
19-Apr-21	Fine	14:01	122.6
24-Apr-21	Fine	8:37	47.7
24-Apr-21	Fine	9:38	14.3
24-Apr-21	Fine	10:39	19.0
30-Apr-21	Fine	8:20	28.3
30-Apr-21	Fine	9:21	28.7
30-Apr-21	Fine	10:22	20.3



Report on 1-hour TSP monitoring at LTR_AMS-2 - Environmental Protection
Department's Restored Landfill Site Office
Action Level ($\mu\text{g}/\text{m}^3$) - 281.1
Limit Level ($\mu\text{g}/\text{m}^3$) - 500.0

Date	Weather Condition	Time	Mass Concentration ($\mu\text{g}/\text{m}^3$)
1-Apr-21	Fine	13:00	16.0
1-Apr-21	Fine	14:01	15.6
1-Apr-21	Fine	10:28	14.8
7-Apr-21	Fine	13:01	14.4
7-Apr-21	Fine	14:02	17.6
7-Apr-21	Fine	15:03	14.7
13-Apr-21	Fine	8:40	31.1
13-Apr-21	Fine	9:41	26.5
13-Apr-21	Fine	10:42	31.2
19-Apr-21	Fine	10:33	134.9
19-Apr-21	Fine	13:00	102.7
19-Apr-21	Fine	14:01	97.5
24-Apr-21	Fine	8:41	161.2
24-Apr-21	Fine	9:42	159.6
24-Apr-21	Fine	10:43	192.7
30-Apr-21	Fine	8:43	26.2
30-Apr-21	Fine	9:44	28.1
30-Apr-21	Fine	10:45	23.2



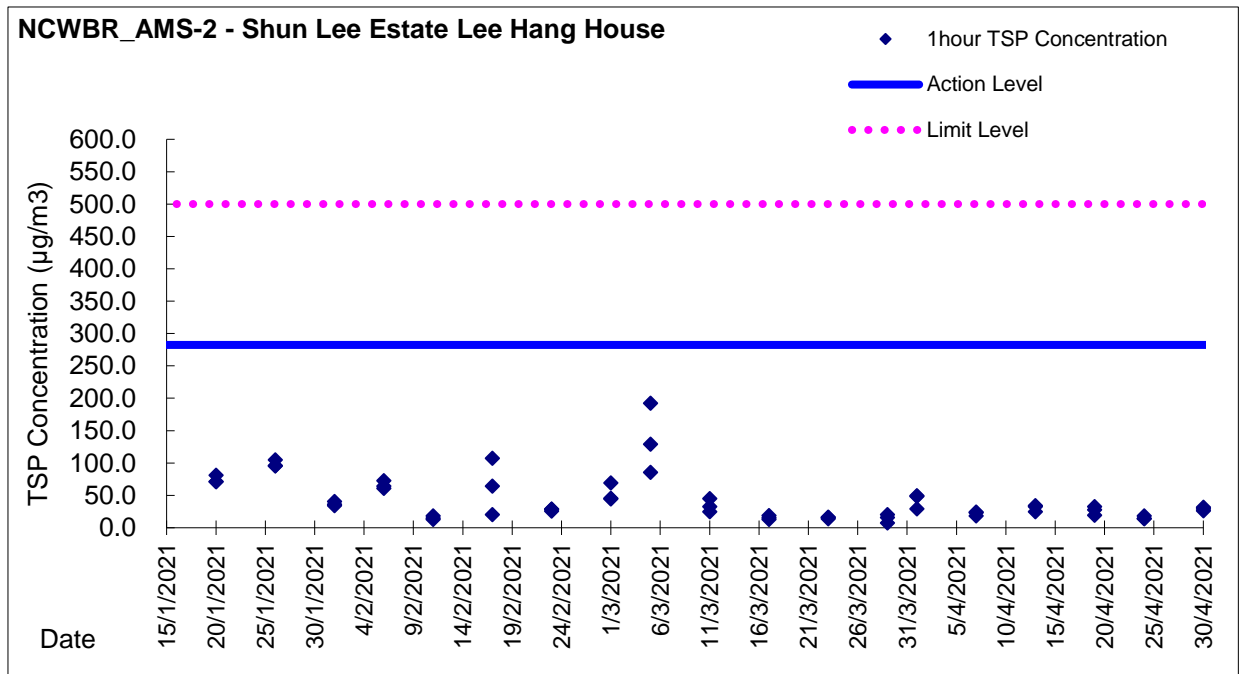
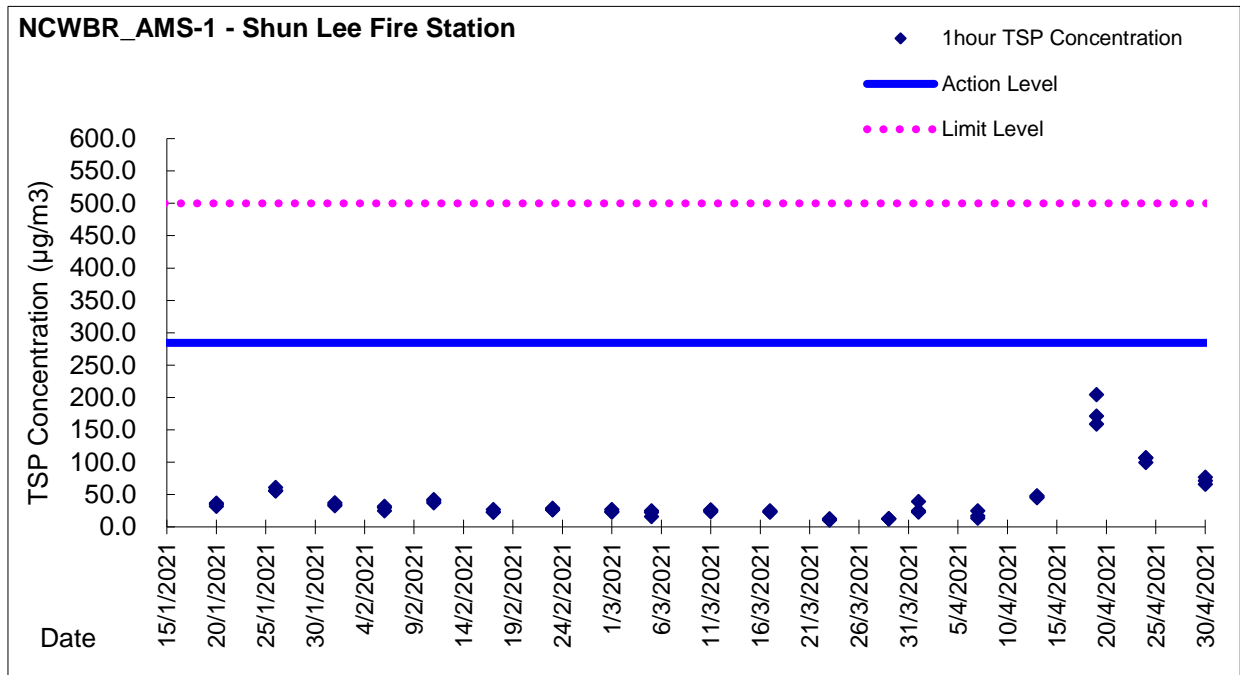
Report on 1-hour TSP monitoring at LTR_AMS-3 - Po Tat Estate Tat Kai House

Action Level ($\mu\text{g}/\text{m}^3$) - 285.1
Limit Level ($\mu\text{g}/\text{m}^3$) - 500.0

Date	Weather Condition	Time	Mass Concentration ($\mu\text{g}/\text{m}^3$)
1-Apr-21	Fine	13:00	9.6
1-Apr-21	Fine	14:01	9.3
1-Apr-21	Fine	15:02	8.8
7-Apr-21	Fine	13:04	3.2
7-Apr-21	Fine	14:05	7.8
7-Apr-21	Fine	15:06	9.3
13-Apr-21	Fine	10:03	69.6
13-Apr-21	Fine	13:00	53.8
13-Apr-21	Fine	14:01	67.2
19-Apr-21	Fine	10:33	21.4
19-Apr-21	Fine	13:00	21.4
19-Apr-21	Fine	14:01	21.4
24-Apr-21	Fine	8:46	21.4
24-Apr-21	Fine	9:47	21.4
24-Apr-21	Fine	10:48	21.4
30-Apr-21	Fine	8:40	90.5
30-Apr-21	Fine	9:41	108.5
30-Apr-21	Fine	10:42	75.9

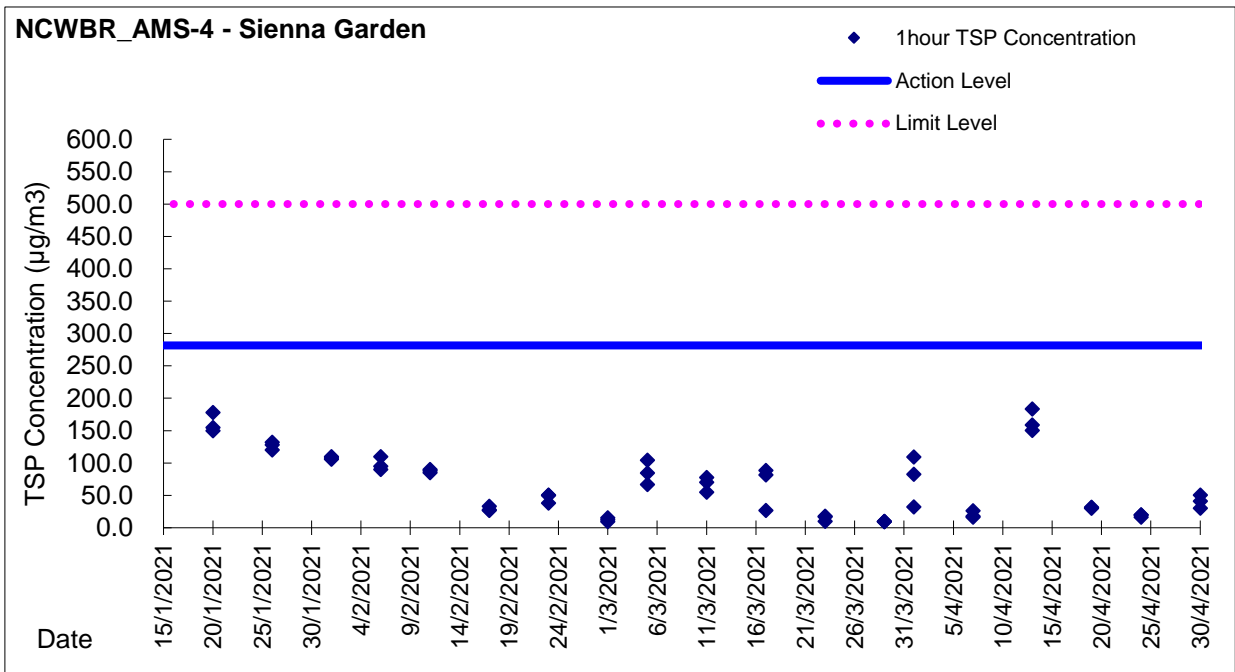
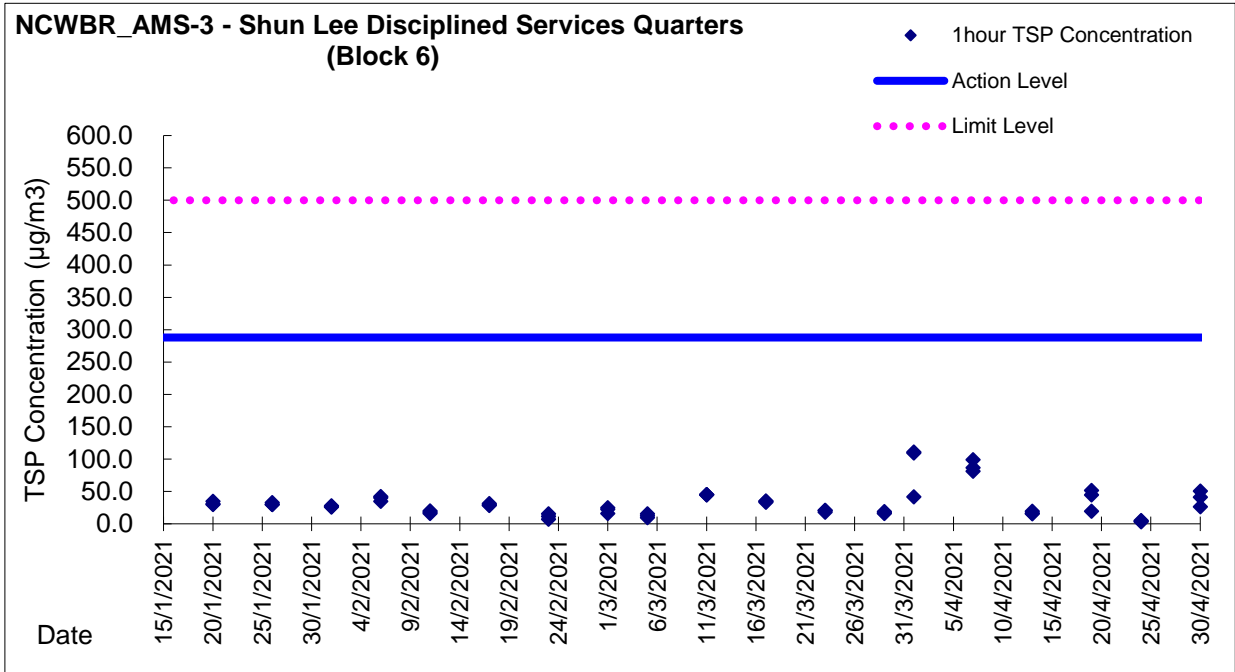


Graphic Presentation of TSP Result



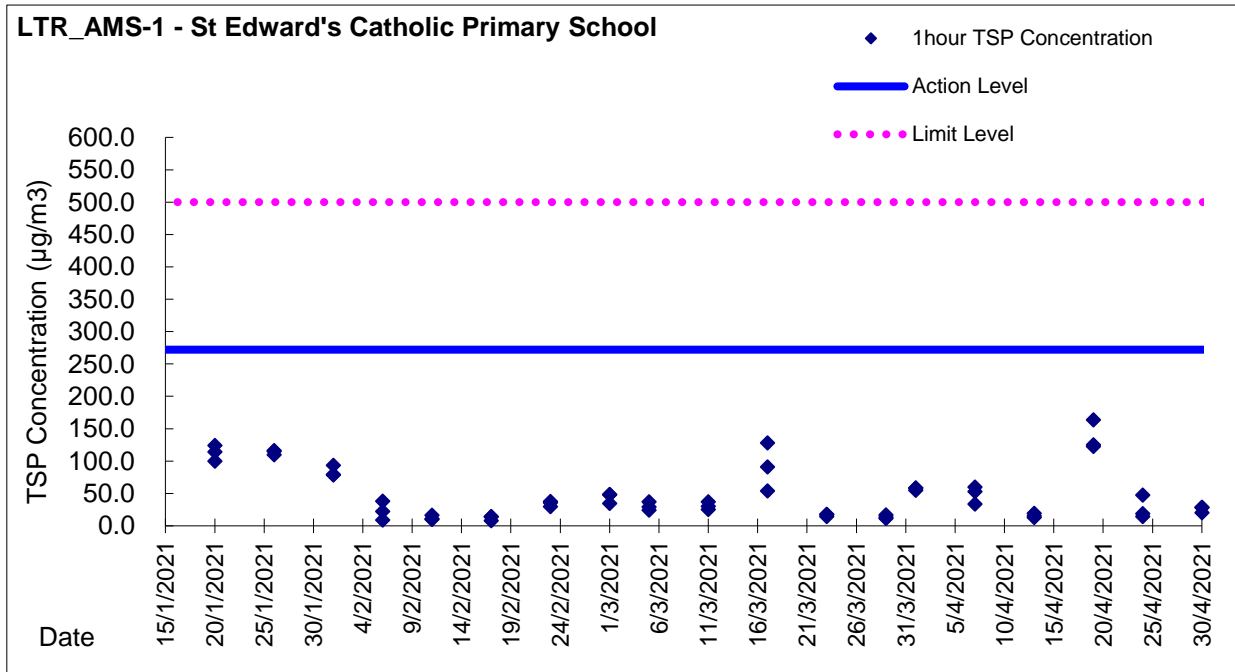
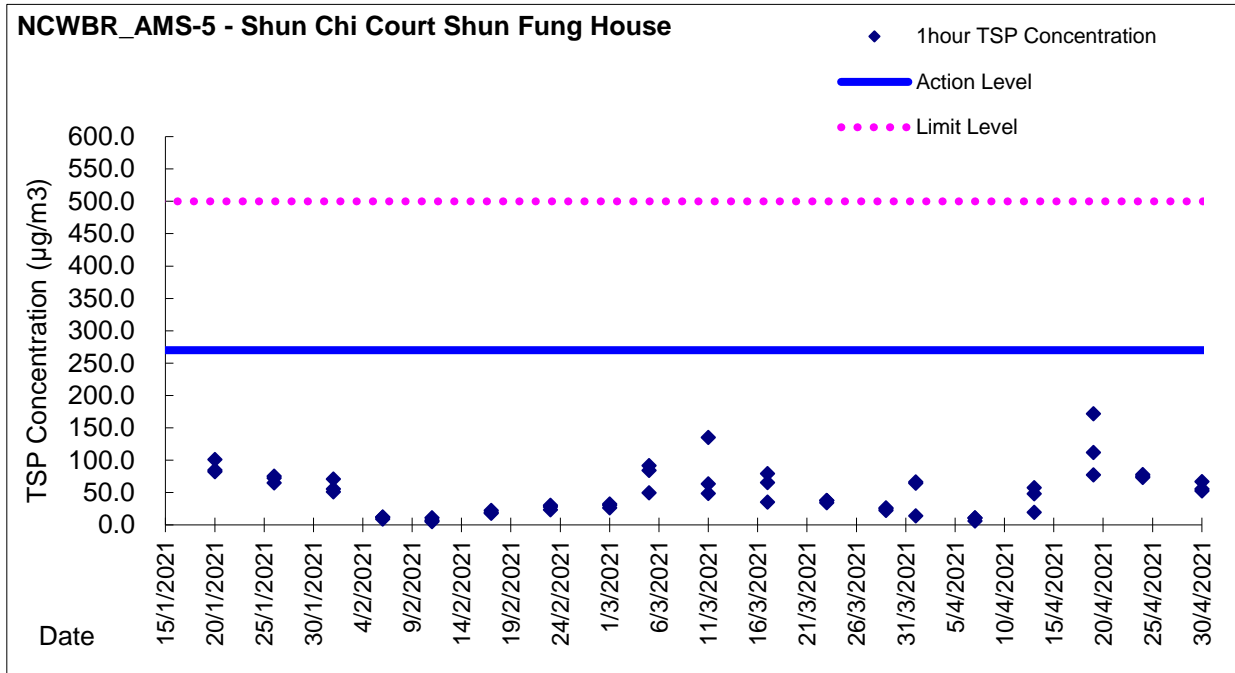


Graphic Presentation of TSP Result





Graphic Presentation of TSP Result





Graphic Presentation of TSP Result

