



Noise Monitoring Result

Day Time (0700 - 1900hrs on normal weekdays)

Location: NMC-01 - G/F, Kei Shun Special School

Date	Weather	Time	Measurement Noise Level			Average Noise Level	Baseline Level	Construction Noise Level	Limit Level
			Leq	L10	L90	Leq	Leq	Leq	Leq
			Unit: dB(A), (5-min)			Unit: dB(A), (30-min)			
3 May 2021	Cloudy	10:15	70.0	72.7	64.8	71	69.3	65	70
		10:20	70.1	71.9	67.1				
		10:25	71.3	73.3	67.0				
		10:30	71.0	72.7	68.3				
		10:35	71.3	73.1	68.9				
		10:40	70.3	72.3	66.6				
11 May 2021	Fine	08:15	75.5	81.0	68.5	75	69.3	73	70
		08:20	75.3	80.6	68.7				
		08:25	74.5	80.1	68.6				
		08:30	74.5	80.0	68.4				
		08:35	73.7	79.9	69.0				
		08:40	73.5	79.5	68.7				
17 May 2021	Fine	09:00	69.9	71.8	66.2	70	69.3	59	70
		09:05	69.3	71.4	66.3				
		09:10	69.6	71.7	65.2				
		09:15	69.5	71.5	65.0				
		09:20	69.9	71.5	67.6				
		09:25	69.7	71.4	65.8				
24 May 2021	Fine	10:30	68.6	71.4	64.1	70	69.3	63	70
		10:35	69.8	71.6	66.8				
		10:40	70.4	72.2	68.2				
		10:45	70.2	72.2	68.4				
		10:50	70.2	72.2	68.5				
		10:55	71.3	73.4	69.0				
31 May 2021	Cloudy	09:46	70.3	72.4	67.3	71	69.3	65	70
		09:51	69.5	71.4	66.4				
		09:56	71.5	73.5	68.3				
		10:01	71.0	72.7	68.0				
		10:06	70.1	72.2	67.4				
		10:11	70.6	72.4	68.2				



Noise Monitoring Result

Day Time (0700 - 1900hrs on normal weekdays)

Location: NMC-02 - 3/F podium, Shun Lee Disciplined Services Quarters Block 6

Date	Weather	Time	Measurement Noise Level			Average Noise Level	Baseline Level	Construction Noise Level	Limit Level
			Leq	L10	L90	Leq	Leq	Leq	Leq
			Unit: dB(A), (5-min)			Unit: dB(A), (30-min)			
3 May 2021	Cloudy	14:30	72.9	74.9	69.6	72	72.0	55	75
		14:35	68.8	72.7	75.3				
		14:40	72.0	74.7	67.4				
		14:45	72.1	74.2	67.6				
		14:50	72.9	75.1	69.0				
		14:55	72.6	75.0	68.6				
11 May 2021	Fine	09:00	72.4	79.8	70.0	72	72.0	57	75
		09:05	72.5	79.6	69.6				
		09:10	72.6	79.5	68.5				
		09:15	71.0	78.0	68.4				
		09:20	72.1	78.4	68.3				
		09:25	72.0	78.9	68.7				
17 May 2021	Fine	09:40	67.4	68.6	66.1	75	72.0	72	75
		09:45	72.0	74.7	67.4				
		09:50	72.7	75.2	68.2				
		09:55	74.0	76.1	67.6				
		10:00	79.0	83.8	68.7				
		10:05	75.8	80.0	67.5				
24 May 2021	Cloudy	15:20	71.5	74.0	66.3	72	72.0	<Baseline Level	75
		15:25	71.7	74.4	67.1				
		15:30	71.7	74.3	67.1				
		15:35	71.0	73.6	66.5				
		15:40	71.6	74.0	67.0				
		15:45	71.6	74.0	67.1				
31 May 2021	Cloudy	08:59	72.7	74.7	68.4	73	72.0	65	75
		09:04	72.3	74.5	68.6				
		09:09	73.1	75.2	70.3				
		09:14	72.7	74.7	69.3				
		09:19	72.6	74.6	68.5				
		09:24	73.1	75.0	69.6				



Noise Monitoring Result

Day Time (0700 - 1900hrs on normal weekdays)

Location: NMC-03 - G/F, Sienna Garden Block 6

Date	Weather	Time	Measurement Noise Level			Average Noise Level	Baseline Level	Construction Noise Level	Limit Level
			Leq	L10	L90	Leq	Leq	Leq	Leq
			Unit: dB(A), (5-min)			Unit: dB(A), (30-min)			
3 May 2021	Cloudy	11:30	76.6	79.8	67.8	77	78.2	<Baseline Level	75
		11:35	77.7	80.6	69.6				
		11:40	76.5	80.3	70.2				
		11:45	78.6	81.2	70.6				
		11:50	78.9	81.4	70.5				
		11:55	75.2	78.5	64.5				
7 May 2021	Fine	14:04	78.6	77.7	70.5	78	78.2	<Baseline Level	75
		14:09	78.5	81.0	75.7				
		14:14	79.5	81.9	75.4				
		14:19	77.2	79.4	74.6				
		14:24	77.1	80.0	71.8				
		14:29	77.1	80.4	72.3				
11 May 2021	Fine	09:50	78.5	81.0	78.1	78	78.2	<Baseline Level	75
		09:55	78.0	80.5	77.5				
		10:00	77.8	80.6	71.2				
		10:05	77.6	80.6	71.3				
		10:10	77.5	80.4	71.0				
		10:15	77.5	80.3	71.2				
12 May 2021	Fine	11:25	78.8	80.9	73.6	79	78.2	71	75
		11:30	78.3	81.1	73.7				
		11:35	78.8	82.3	73.6				
		11:40	79.9	82.2	73.8				
		11:45	79.1	81.4	73.6				
		11:50	79.0	81.0	74.1				
17 May 2021	Fine	11:55	77.3	80.2	68.1	77	78.2	<Baseline Level	75
		12:00	77.6	80.7	68.2				
		12:05	75.1	76.9	67.7				
		12:10	76.8	79.5	66.8				
		12:15	76.3	79.3	67.1				
		12:20	76.9	80.5	67.7				
24 May 2021	Fine	12:25	76.6	79.4	65.7	78	78.2	<Baseline Level	75
		12:30	76.8	80.3	67.4				
		12:35	76.6	79.2	65.9				
		12:40	77.0	80.9	66.8				
		12:45	79.0	81.2	74.5				
		12:50	78.9	81.0	74.8				
31 May 2021	Cloudy	10:47	77.5	80.5	71.4	77	78.2	<Baseline Level	75
		10:52	77.3	79.9	70.6				
		10:57	77.1	80.7	69.7				
		11:02	75.8	79.1	69.9				
		11:07	77.4	80.6	70.6				
		11:12	77.5	80.6	70.4				



Noise Monitoring Result

Day Time (0700 - 1900hrs on normal weekdays)

Location: NMC-04 - 3/F Podium, Po Tat Estate Tat Kai House

Date	Weather	Time	Measurement Noise Level			Average Noise Level	Baseline Level	Construction Noise Level	Limit Level
			Leq	L10	L90	Leq	Leq	Leq	Leq
			Unit: dB(A), (5-min)			Unit: dB(A), (30-min)			
3 May 2021	Cloudy	15:15	64.5	65.7	63.3	64	66.6	<Baseline Level	75
		15:20	63.9	65.0	62.8				
		15:25	63.9	65.2	62.7				
		15:30	65.6	68.1	63.8				
		15:35	64.2	65.0	62.9				
		15:40	64.1	65.0	63.0				
11 May 2021	Fine	10:35	65.0	68.0	62.5	66	66.6	<Baseline Level	75
		10:40	64.5	68.5	63.0				
		10:45	64.6	68.7	62.6				
		10:50	66.0	68.3	62.3				
		10:55	66.5	68.9	62.4				
		11:00	67.0	68.7	62.5				
17 May 2021	Fine	10:00	65.5	68.5	62.5	65	66.6	<Baseline Level	75
		10:05	64.8	68.0	61.5				
		10:10	64.5	67.9	62.0				
		10:15	64.5	67.8	62.5				
		10:20	64.3	67.9	62.1				
		10:25	64.7	67.8	61.8				
24 May 2021	Cloudy	14:25	67.8	69.3	65.1	68	66.6	60	75
		14:30	67.6	69.3	64.3				
		14:35	66.7	69.4	62.9				
		14:40	67.8	69.5	64.5				
		14:45	67.4	68.7	65.2				
		14:50	67.7	68.9	66.2				
31 May 2021	Cloudy	13:07	65.9	67.3	63.9	66	66.6	<Baseline Level	75
		13:12	65.7	67.0	63.6				
		13:17	66.6	67.3	65.1				
		13:22	66.3	67.1	65.4				
		13:27	66.5	67.4	65.1				
		13:32	65.9	66.7	64.8				



Noise Monitoring Result

Day Time (0700 - 1900hrs on normal weekdays)

Location: NMC-05 - G/F, Hong Wah Court Block B Yee Hong House

Date	Weather	Time	Measurement Noise Level			Average Noise Level Leq	Baseline Level Leq	Construction Noise Level Leq	Limit Level Leq
			Leq	L10	L90				
			Unit: dB(A), (5-min)						
3 May 2021	Cloudy	11:20	79.6	81.8	73.4	75	61.8	75	75
		11:25	80.0	82.4	72.1				
		11:30	70.1	75.8	59.8				
		11:35	62.1	64.0	59.0				
		11:40	61.8	63.8	59.0				
5 May 2021	Cloudy	11:45	63.7	65.6	59.0	78	61.8	78	75
		13:55	79.8	81.1	78.0				
		14:00	78.8	80.8	69.5				
		14:05	77.1	79.9	68.1				
		14:10	76.0	79.7	68.1				
6 May 2021	Fine	14:15	78.8	80.6	69.0	68	61.8	67	75
		14:20	79.0	80.3	77.3				
		14:10	68.0	70.3	67.0				
		14:15	68.6	70.1	66.6				
		14:20	68.0	69.3	66.4				
11 May 2021	Fine	14:25	68.3	69.6	66.7	72	61.8	72	75
		14:30	68.4	69.8	66.8				
		14:35	69.2	70.6	67.5				
		11:15	77.3	79.3	64.7				
		11:20	76.2	79.5	64.2				
13 May 2021	Fine	11:25	64.8	68.1	60.6	75	61.0	75	75
		11:30	61.9	64.1	57.4				
		11:35	62.2	64.2	59.0				
		11:40	62.6	64.6	59.4				
		10:10	69.4	71.3	66.6				
17 May 2021	Fine	10:15	76.0	79.0	68.5	74	61.0	74	75
		10:20	79.0	79.9	77.7				
		10:25	78.0	79.1	76.0				
		10:30	69.8	71.0	67.9				
		10:35	70.7	72.4	68.4				
20 May 2021	Fine	11:13	76.1	77.8	67.0	69	61.0	69	75
		11:18	75.5	77.2	67.2				
		11:23	75.2	77.4	62.8				
		11:28	75.2	76.8	63.8				
		11:33	63.1	65.2	58.4				
24 May 2021	Cloudy	11:38	61.8	63.8	58.6	67	61.0	65	75
		10:40	69.1	70.6	67.1				
		10:45	68.6	69.8	66.7				
		10:50	68.9	70.5	67.1				
		10:55	69.6	71.4	67.5				
27 May 2021	Fine	11:00	70.1	71.0	68.7	71	61.0	70	75
		11:05	69.9	71.1	68.4				
		13:30	67.4	69.1	62.6				
		13:35	67.3	69.3	62.7				
		13:40	65.4	66.7	62.1				
31 May 2021	Fine	13:45	65.5	67.4	62.6	65	61.0	63	75
		13:50	66.1	68.6	62.4				
		13:55	67.1	69.0	63.2				
		14:24	71.6	74.4	67.3				
		14:29	71.5	73.6	68.2				
		14:34	71.8	74.2	68.0	71	61.0	70	75
		14:39	70.3	71.7	66.7				
		14:44	68.2	69.8	66.5				
		14:49	68.2	69.3	66.8				
		14:24	65.5	66.8	63.3				
		14:29	66.2	66.5	62.5	65	61.0	63	75
		14:34	65.6	66.4	62.1				
		14:39	65.2	66.9	62.9				
		14:44	65.1	66.5	61.4				
		14:49	64.3	65.8	62.0				

* Noise monitoring conducted on 5, 6, 20 and 27 May 2021 was measured at 34/F, middle level of Block B

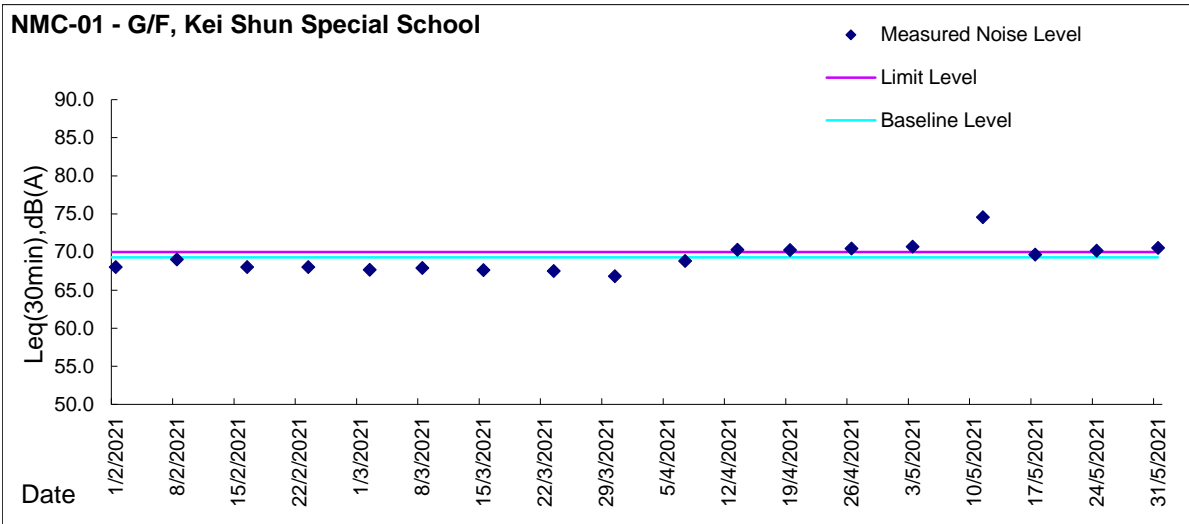
* Noise monitoring conducted on 13 May 2021 was measured at 20/F, middle level of Block B



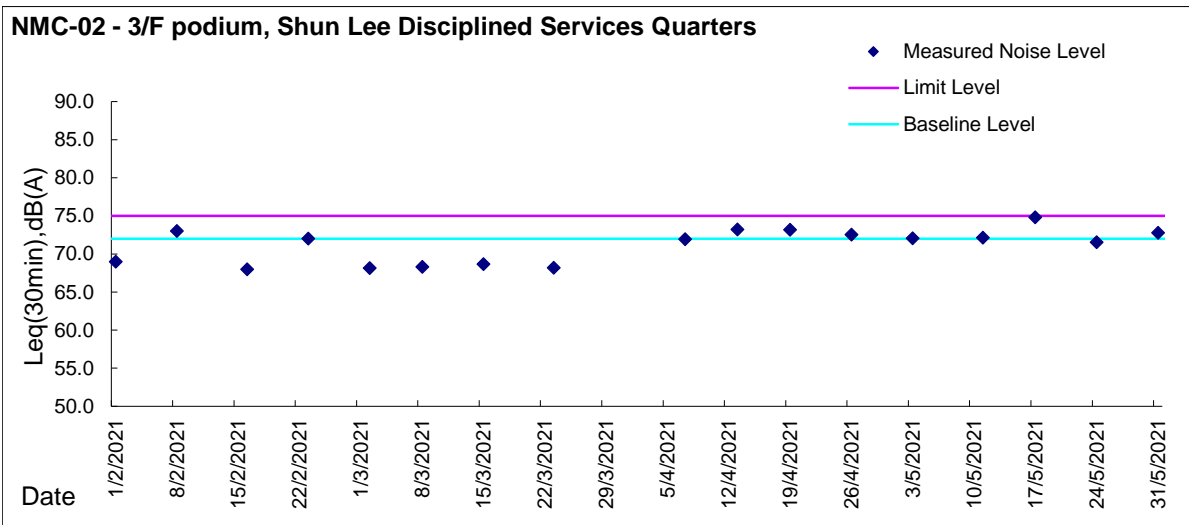
Graphic Presentation of Noise Monitoring Result

Day Time (0700 - 1900hrs on normal weekdays)

NMC-01 - G/F, Kei Shun Special School



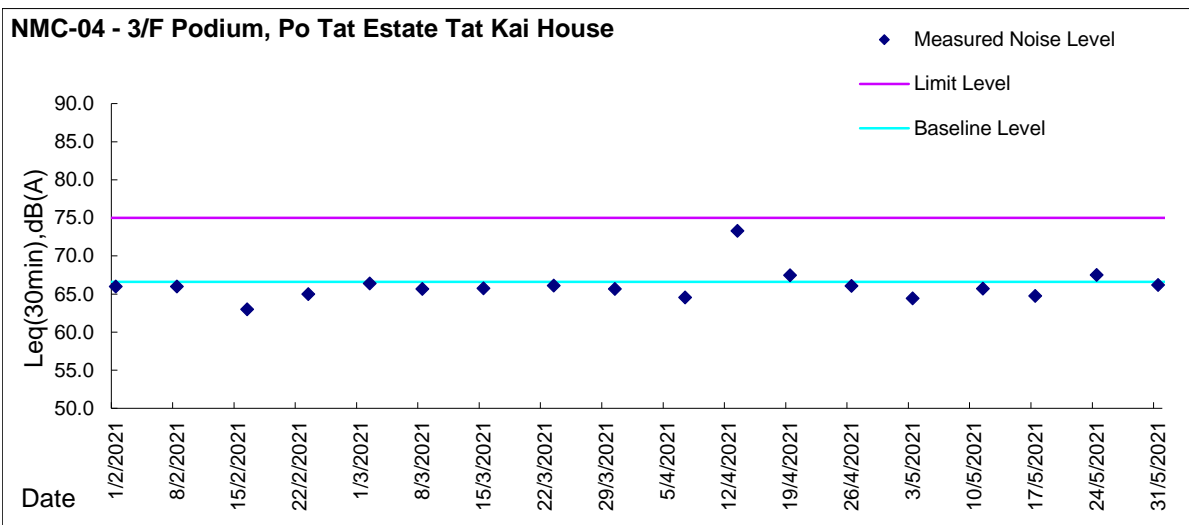
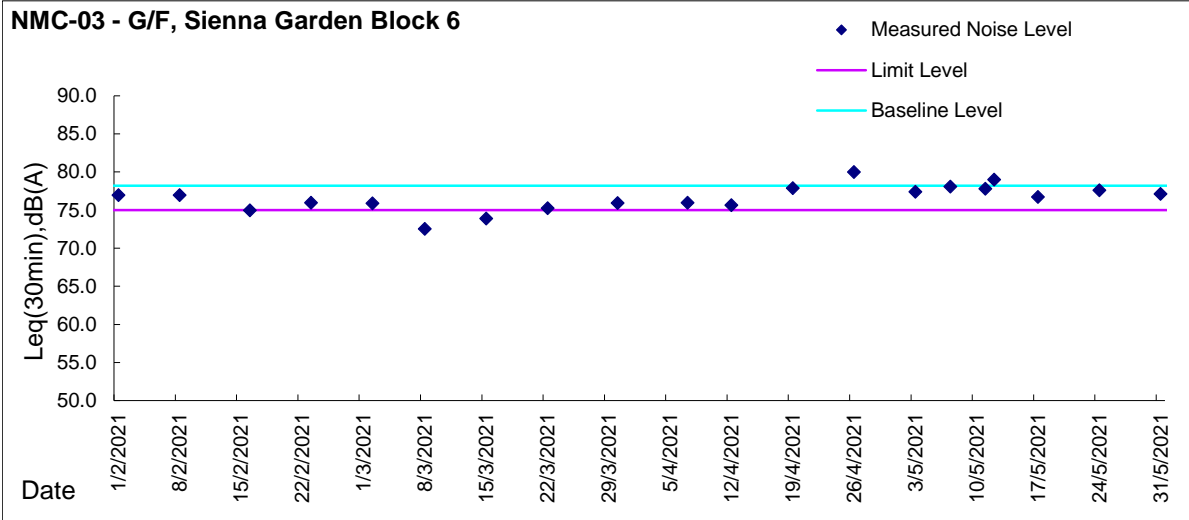
NMC-02 - 3/F podium, Shun Lee Disciplined Services Quarters





Graphic Presentation of Noise Monitoring Result

Day Time (0700 - 1900hrs on normal weekdays)





Graphic Presentation of Noise Monitoring Result

Day Time (0700 - 1900hrs on normal weekdays)

