



Report on 1-hour TSP monitoring at NCWBR_AMS-1 - Shun Lee Fire Station

Action Level ($\mu\text{g}/\text{m}^3$) - 284.4
Limit Level ($\mu\text{g}/\text{m}^3$) - 500.0

Date	Weather Condition	Time	Mass Concentration ($\mu\text{g}/\text{m}^3$)
04-Jun-19	Cloudy	8:04	7.7
04-Jun-19	Cloudy	9:05	29.9
04-Jun-19	Cloudy	10:06	4.5
10-Jun-19	Cloudy	8:10	21.8
10-Jun-19	Cloudy	9:11	8.5
10-Jun-19	Cloudy	10:12	8.2
15-Jun-19	Cloudy	13:09	90.8
15-Jun-19	Cloudy	14:10	67.7
15-Jun-19	Cloudy	15:11	86.1
21-Jun-19	Fine	08:00	15.0
21-Jun-19	Fine	09:01	12.5
21-Jun-19	Fine	10:02	13.3
27-Jun-19	Cloudy	8:37	13.3
27-Jun-19	Cloudy	9:38	13.4
27-Jun-19	Cloudy	10:39	14.0



Report on 1-hour TSP monitoring at NCWBR_AMS-2 - Shun Lee Estate Lee Hang House

Action Level ($\mu\text{g}/\text{m}^3$) - 282.4
Limit Level ($\mu\text{g}/\text{m}^3$) - 500.0

Date	Weather Condition	Time	Mass Concentration ($\mu\text{g}/\text{m}^3$)
04-Jun-19	Cloudy	8:08	119.1
04-Jun-19	Cloudy	9:09	16.1
04-Jun-19	Cloudy	10:10	17.2
10-Jun-19	Cloudy	8:08	10.6
10-Jun-19	Cloudy	9:09	5.8
10-Jun-19	Cloudy	10:10	5.3
15-Jun-19	Cloudy	13:00	34.1
15-Jun-19	Cloudy	14:01	31.0
15-Jun-19	Cloudy	15:02	32.5
21-Jun-19	Fine	08:00	12.4
21-Jun-19	Fine	09:01	12.9
21-Jun-19	Fine	10:02	13.1
27-Jun-19	Cloudy	8:23	23.2
27-Jun-19	Cloudy	9:24	23.0
27-Jun-19	Cloudy	10:24	21.5



Report on 1-hour TSP monitoring at NCWBR_AMS-3 - Shun Lee Disciplined Services
Quarters (Block 6)
Action Level ($\mu\text{g}/\text{m}^3$) - 287.9
Limit Level ($\mu\text{g}/\text{m}^3$) - 500.0

Date	Weather Condition	Time	Mass Concentration ($\mu\text{g}/\text{m}^3$)
04-Jun-19	Cloudy	8:08	4.8
04-Jun-19	Cloudy	9:09	10.9
04-Jun-19	Cloudy	10:10	14.9
10-Jun-19	Cloudy	8:20	12.9
10-Jun-19	Cloudy	9:21	12.3
10-Jun-19	Cloudy	10:22	12.5
15-Jun-19	Cloudy	08:04	37.4
15-Jun-19	Cloudy	09:05	33.1
15-Jun-19	Cloudy	10:06	36.1
21-Jun-19	Fine	08:08	8.9
21-Jun-19	Fine	09:09	7.1
21-Jun-19	Fine	10:10	7.3
27-Jun-19	Cloudy	8:35	21.9
27-Jun-19	Cloudy	9:36	20.5
27-Jun-19	Cloudy	10:37	20.7



Report on 1-hour TSP monitoring at NCWBR_AMS-4 - Sienna Garden

Action Level ($\mu\text{g}/\text{m}^3$) - 281.6
Limit Level ($\mu\text{g}/\text{m}^3$) - 500.0

Date	Weather Condition	Time	Mass Concentration ($\mu\text{g}/\text{m}^3$)
04-Jun-19	Cloudy	8:19	4.9
04-Jun-19	Cloudy	9:20	12.3
04-Jun-19	Cloudy	10:21	16.0
10-Jun-19	Cloudy	8:09	14.3
10-Jun-19	Cloudy	9:10	4.5
10-Jun-19	Cloudy	10:11	3.8
15-Jun-19	Cloudy	08:07	30.7
15-Jun-19	Cloudy	09:08	22.9
15-Jun-19	Cloudy	10:09	29.9
21-Jun-19	Fine	08:27	29.0
21-Jun-19	Fine	09:28	23.2
21-Jun-19	Fine	10:29	22.9
27-Jun-19	Cloudy	8:33	23.0
27-Jun-19	Cloudy	9:34	23.4
27-Jun-19	Cloudy	10:35	17.9

Report on 1-hour TSP monitoring at NCWBR_AMS-5 - Shun Chi Court Shun Fung House

Action Level ($\mu\text{g}/\text{m}^3$) - 270.0
 Limit Level ($\mu\text{g}/\text{m}^3$) - 500.0

Date	Weather Condition	Time	Mass Concentration ($\mu\text{g}/\text{m}^3$)
04-Jun-19	Cloudy	8:02	14.3
04-Jun-19	Cloudy	9:03	24.6
04-Jun-19	Cloudy	10:04	16.5
10-Jun-19	Cloudy	8:25	32.6
10-Jun-19	Cloudy	9:26	13.9
10-Jun-19	Cloudy	10:27	12.4
15-Jun-19	Cloudy	08:00	27.8
15-Jun-19	Cloudy	09:01	22.7
15-Jun-19	Cloudy	10:02	31.5
21-Jun-19	Fine	08:00	8.4
21-Jun-19	Fine	09:01	8.4
21-Jun-19	Fine	10:02	8.9
27-Jun-19	Cloudy	8:36	21.2
27-Jun-19	Cloudy	9:37	22.3
27-Jun-19	Cloudy	10:38	14.1



Report on 1-hour TSP monitoring at LTR_AMS-1 - St Edward's Catholic Primary School

Action Level ($\mu\text{g}/\text{m}^3$) - 272.1
Limit Level ($\mu\text{g}/\text{m}^3$) - 500.0

Date	Weather Condition	Time	Mass Concentration ($\mu\text{g}/\text{m}^3$)
04-Jun-19	Cloudy	13:13	20.7
04-Jun-19	Cloudy	14:14	20.1
04-Jun-19	Cloudy	15:15	20.4
10-Jun-19	Cloudy	8:19	12.4
10-Jun-19	Cloudy	9:20	12.6
10-Jun-19	Cloudy	10:21	12.7
15-Jun-19	Cloudy	13:12	29.2
15-Jun-19	Cloudy	14:13	36.0
15-Jun-19	Cloudy	15:14	37.1
21-Jun-19	Fine	9:22	13.2
21-Jun-19	Fine	10:23	10.3
21-Jun-19	Fine	13:00	9.4
27-Jun-19	Cloudy	13:01	22.6
27-Jun-19	Cloudy	14:02	16.6
27-Jun-19	Cloudy	15:03	16.3



Report on 1-hour TSP monitoring at LTR_AMS-2 - Environmental Protection
Department's Restored Landfill Site Office
Action Level ($\mu\text{g}/\text{m}^3$) - 281.1
Limit Level ($\mu\text{g}/\text{m}^3$) - 500.0

Date	Weather Condition	Time	Mass Concentration ($\mu\text{g}/\text{m}^3$)
04-Jun-19	Cloudy	13:00	14.3
04-Jun-19	Cloudy	14:01	12.5
04-Jun-19	Cloudy	15:02	11.9
10-Jun-19	Cloudy	8:04	6.5
10-Jun-19	Cloudy	9:05	4.9
10-Jun-19	Cloudy	10:06	2.3
15-Jun-19	Cloudy	13:00	26.7
15-Jun-19	Cloudy	14:01	24.8
15-Jun-19	Cloudy	15:02	24.6
21-Jun-19	Fine	9:33	61.5
21-Jun-19	Fine	10:34	45.2
21-Jun-19	Fine	13:00	46.5
27-Jun-19	Cloudy	13:00	23.9
27-Jun-19	Cloudy	14:01	18.1
27-Jun-19	Cloudy	15:02	14.9



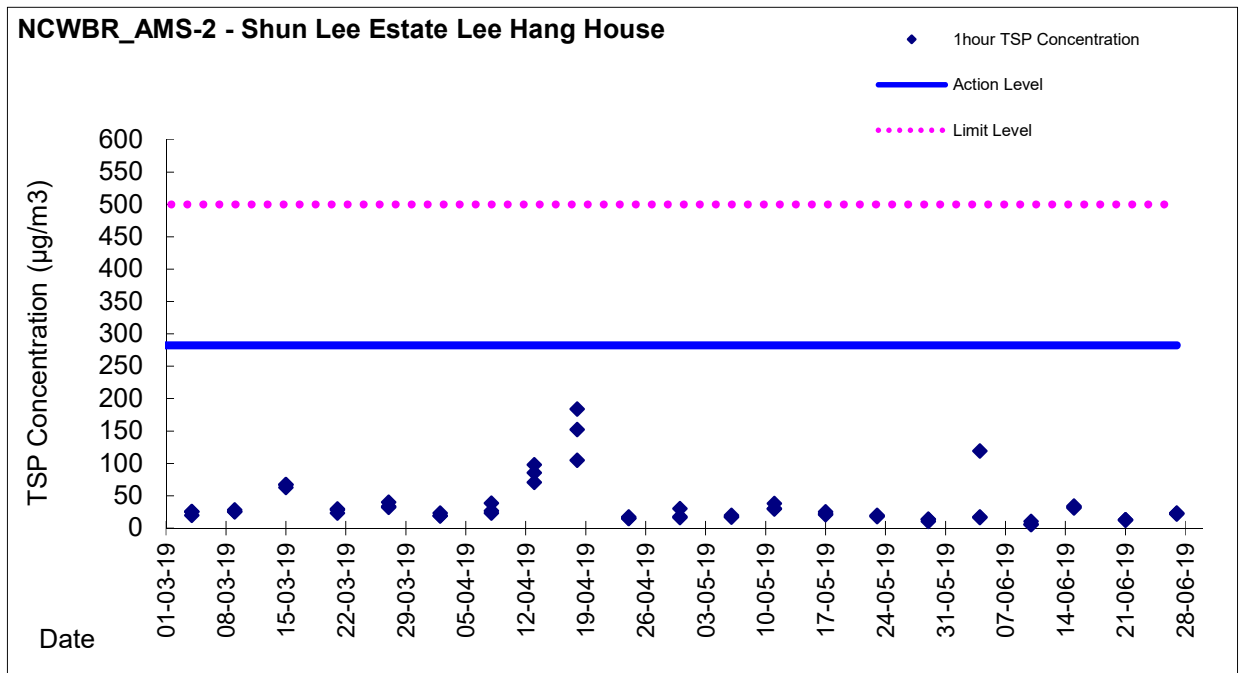
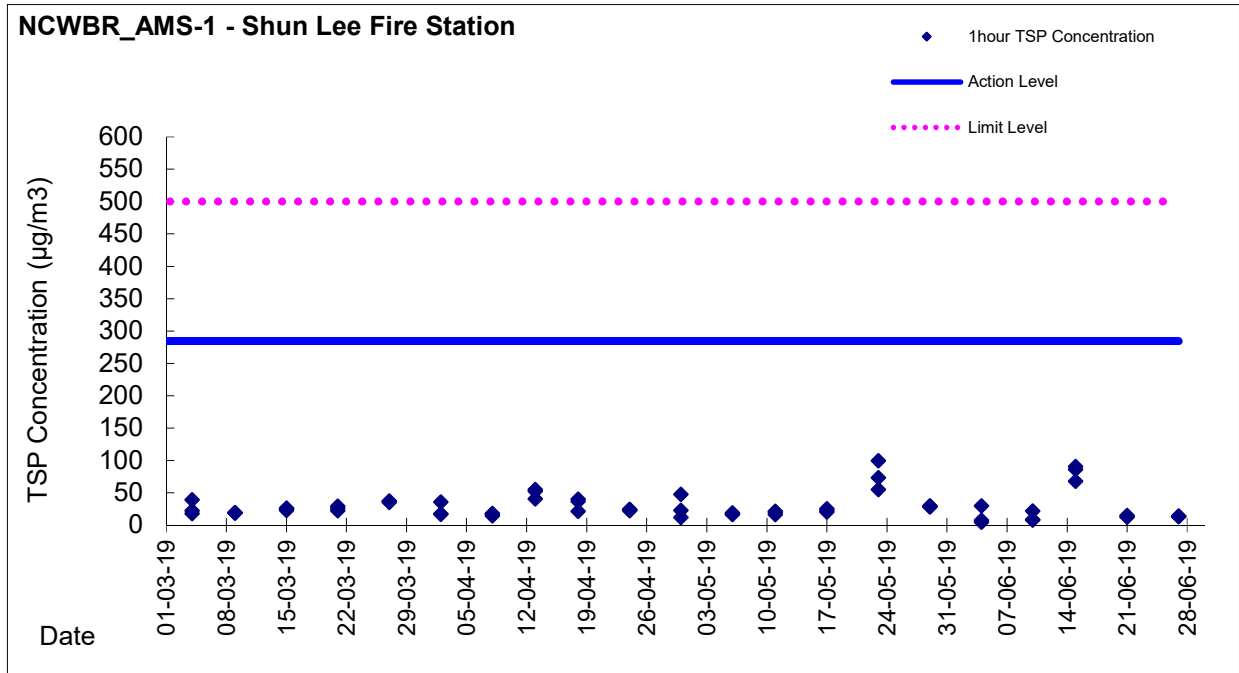
Report on 1-hour TSP monitoring at LTR_AMS-3 - Po Tat Estate Tat Kai House

Action Level ($\mu\text{g}/\text{m}^3$) - 285.1
Limit Level ($\mu\text{g}/\text{m}^3$) - 500.0

Date	Weather Condition	Time	Mass Concentration ($\mu\text{g}/\text{m}^3$)
04-Jun-19	Cloudy	13:00	13.6
04-Jun-19	Cloudy	14:01	11.7
04-Jun-19	Cloudy	15:02	10.8
10-Jun-19	Cloudy	8:02	12.1
10-Jun-19	Cloudy	9:03	9.2
10-Jun-19	Cloudy	10:04	4.4
15-Jun-19	Cloudy	13:17	27.1
15-Jun-19	Cloudy	14:18	22.7
15-Jun-19	Cloudy	15:19	22.8
21-Jun-19	Fine	9:14	16.3
21-Jun-19	Fine	10:15	17.5
21-Jun-19	Fine	13:00	14.3
27-Jun-19	Cloudy	13:11	19.2
27-Jun-19	Cloudy	14:12	14.1
27-Jun-19	Cloudy	15:13	11.7

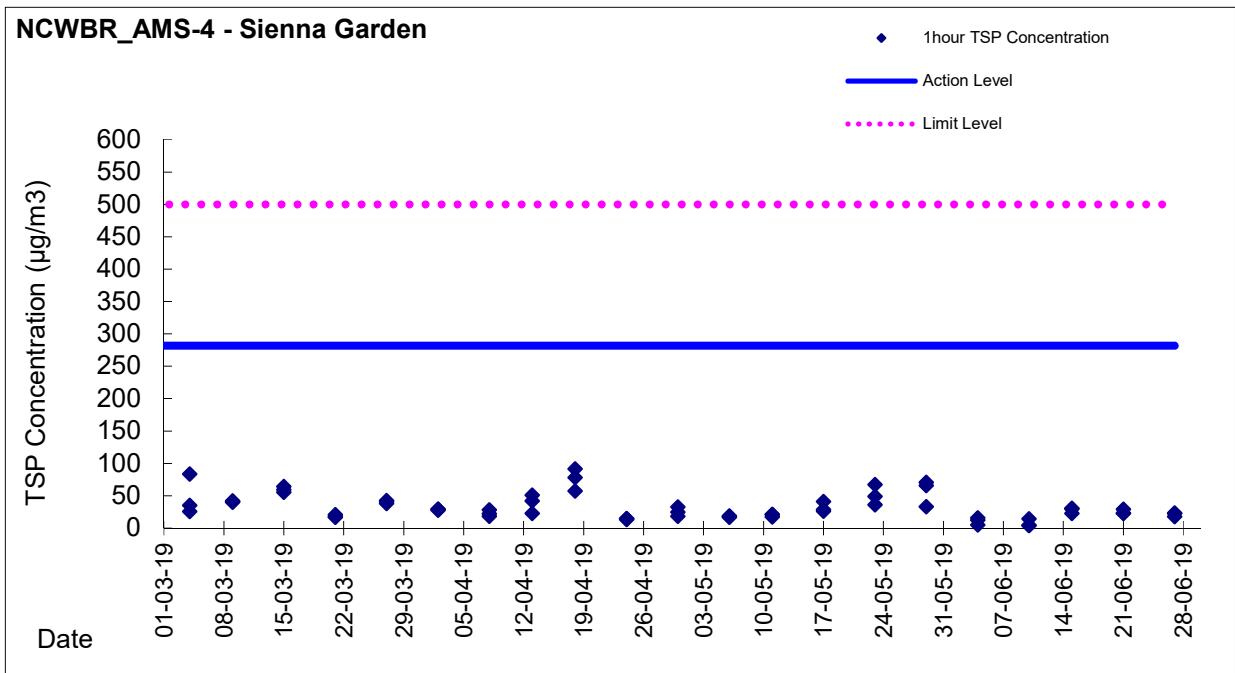
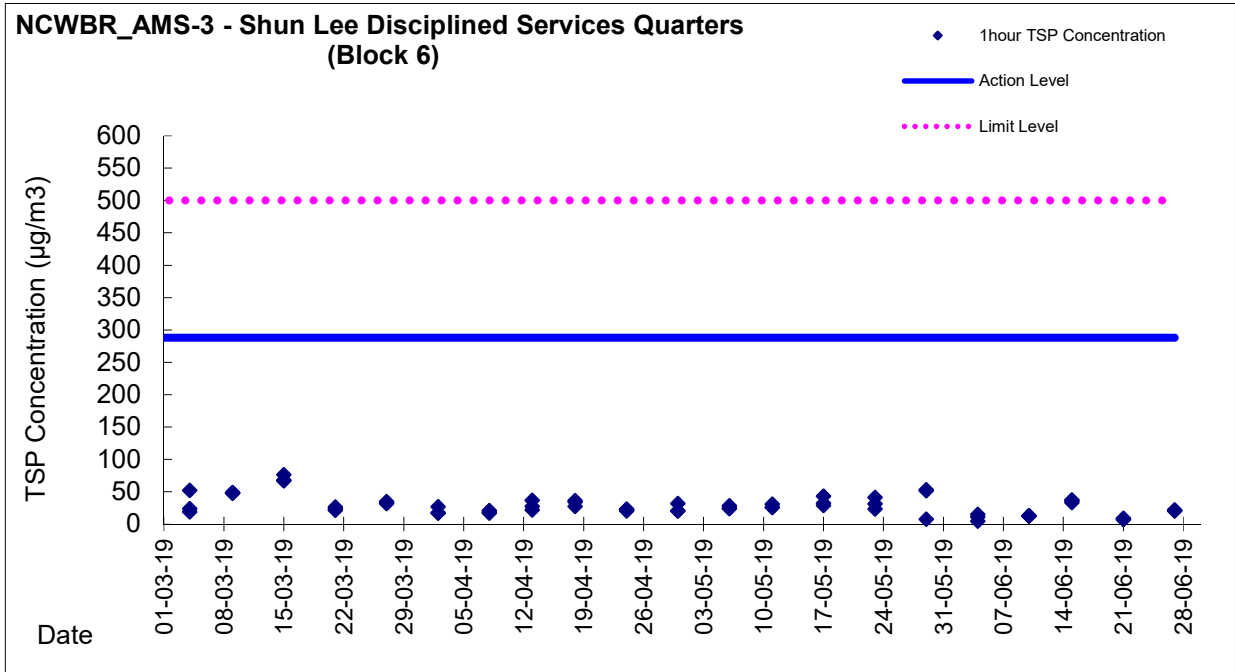


Graphic Presentation of TSP Result



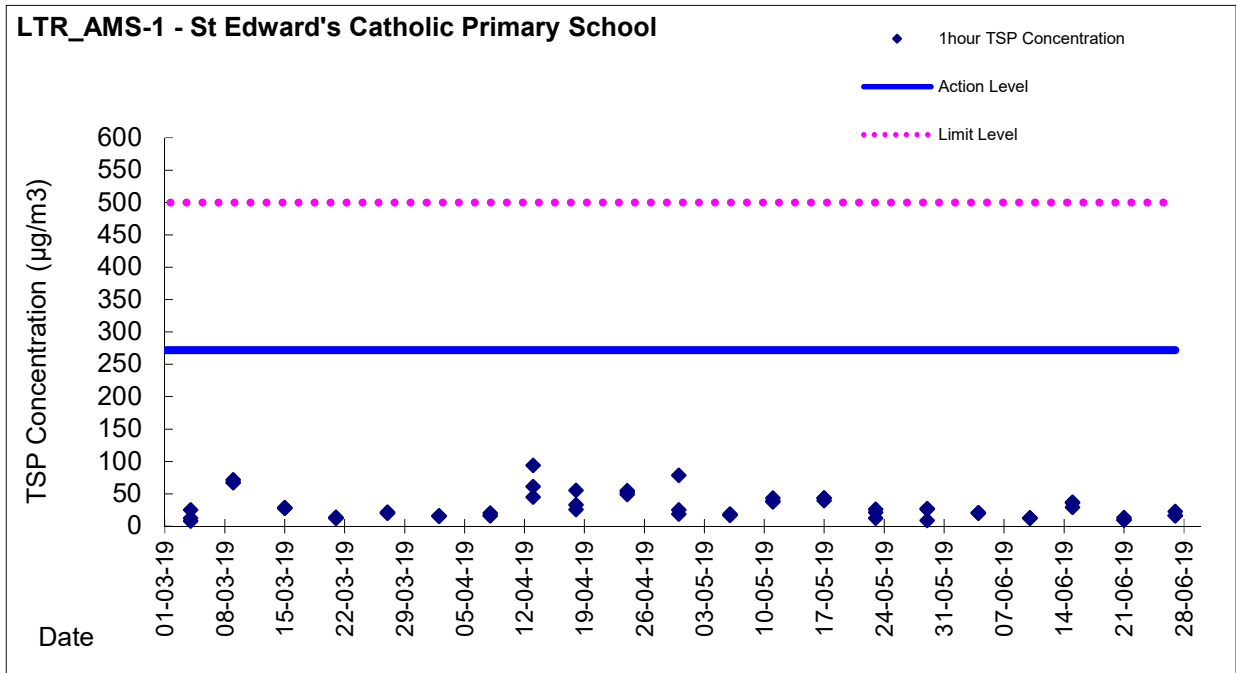
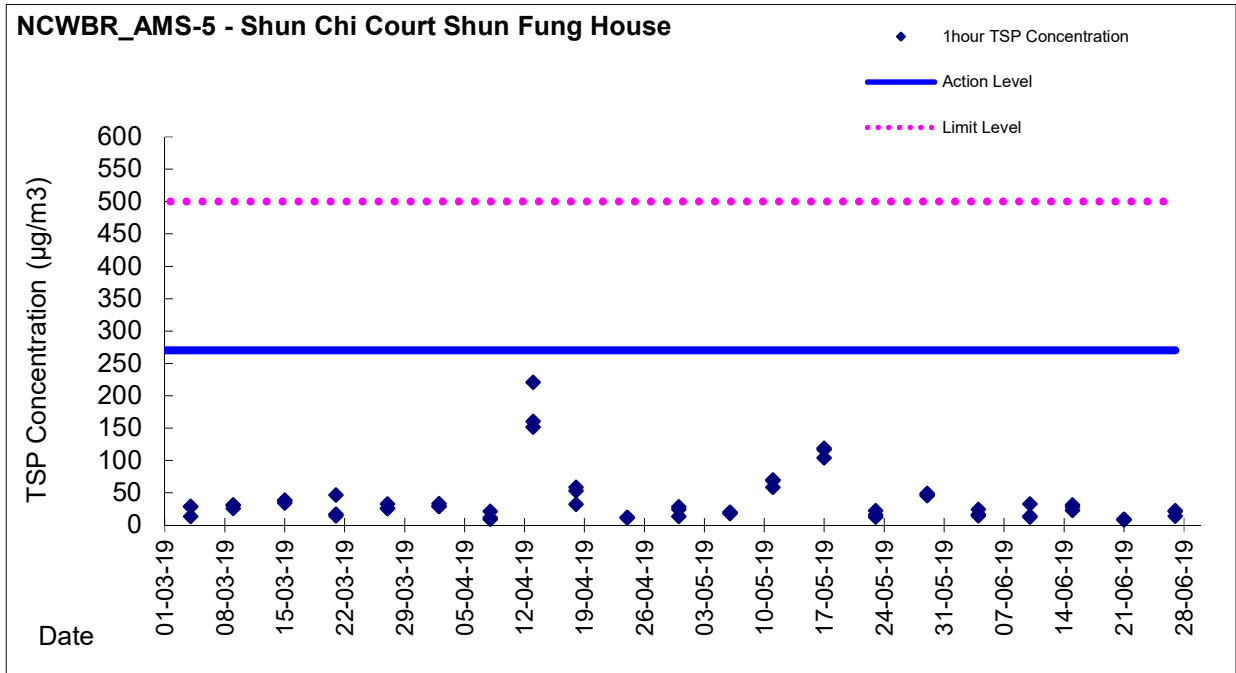


Graphic Presentation of TSP Result





Graphic Presentation of TSP Result





Graphic Presentation of TSP Result

