



Report on 1-hour TSP monitoring at NCWBR_AMS-1 - Shun Lee Fire Station

Action Level ($\mu\text{g}/\text{m}^3$) - 284.4
Limit Level ($\mu\text{g}/\text{m}^3$) - 500.0

Date	Weather Condition	Time	Mass Concentration ($\mu\text{g}/\text{m}^3$)
03-Jun-20	Fine	9:45	32.3
03-Jun-20	Fine	10:46	29.3
03-Jun-20	Fine	13:00	27.5
09-Jun-20	Fine	8:59	28.6
09-Jun-20	Fine	10:00	83.9
09-Jun-20	Fine	11:01	31.0
15-Jun-20	Fine	9:30	48.1
15-Jun-20	Fine	10:31	41.1
15-Jun-20	Fine	13:00	25.6
20-Jun-20	Fine	08:31	34.3
20-Jun-20	Fine	09:32	28.8
20-Jun-20	Fine	10:33	26.9
26-Jun-20	Fine	09:35	26.5
26-Jun-20	Fine	10:36	35.4
26-Jun-20	Fine	13:00	27.0



Report on 1-hour TSP monitoring at NCWBR_AMS-2 - Shun Lee Estate Lee Hang House

Action Level ($\mu\text{g}/\text{m}^3$) - 282.4
Limit Level ($\mu\text{g}/\text{m}^3$) - 500.0

Date	Weather Condition	Time	Mass Concentration ($\mu\text{g}/\text{m}^3$)
03-Jun-20	Fine	9:18	11.5
03-Jun-20	Fine	10:19	9.9
03-Jun-20	Fine	13:00	9.2
09-Jun-20	Fine	9:49	53.8
09-Jun-20	Fine	10:50	43.7
09-Jun-20	Fine	13:00	39.7
15-Jun-20	Fine	9:50	24.5
15-Jun-20	Fine	10:51	20.4
15-Jun-20	Fine	13:00	15.3
20-Jun-20	Fine	08:13	17.7
20-Jun-20	Fine	09:14	16.7
20-Jun-20	Fine	10:15	15.3
26-Jun-20	Fine	09:41	16.8
26-Jun-20	Fine	10:42	19.1
26-Jun-20	Fine	13:00	13.6

Report on 1-hour TSP monitoring at NCWBR_AMS-3 - Shun Lee Disciplined Services
 Quarters (Block 6)
 Action Level ($\mu\text{g}/\text{m}^3$) - 287.9
 Limit Level ($\mu\text{g}/\text{m}^3$) - 500.0

Date	Weather Condition	Time	Mass Concentration ($\mu\text{g}/\text{m}^3$)
03-Jun-20	Fine	9:50	21.6
03-Jun-20	Fine	10:51	22.9
03-Jun-20	Fine	13:00	22.3
09-Jun-20	Fine	9:42	16.8
09-Jun-20	Fine	10:43	14.9
09-Jun-20	Fine	13:00	12.0
15-Jun-20	Fine	9:50	15.4
15-Jun-20	Fine	10:51	12.2
15-Jun-20	Fine	13:00	10.2
20-Jun-20	Fine	08:19	64.3
20-Jun-20	Fine	09:20	60.4
20-Jun-20	Fine	10:21	64.7
26-Jun-20	Fine	09:34	13.0
26-Jun-20	Fine	10:35	12.0
26-Jun-20	Fine	13:00	9.6



Report on 1-hour TSP monitoring at NCWBR_AMS-4 - Sienna Garden

Action Level ($\mu\text{g}/\text{m}^3$) - 281.6
Limit Level ($\mu\text{g}/\text{m}^3$) - 500.0

Date	Weather Condition	Time	Mass Concentration ($\mu\text{g}/\text{m}^3$)
03-Jun-20	Fine	8:54	23.6
03-Jun-20	Fine	9:55	47.3
03-Jun-20	Fine	10:56	52.2
09-Jun-20	Fine	9:51	120.4
09-Jun-20	Fine	10:52	123.7
09-Jun-20	Fine	13:00	64.0
15-Jun-20	Fine	8:58	72.4
15-Jun-20	Fine	9:59	69.6
15-Jun-20	Fine	11:00	51.6
20-Jun-20	Fine	08:20	21.1
20-Jun-20	Fine	09:21	19.4
20-Jun-20	Fine	10:22	20.1
26-Jun-20	Fine	08:54	47.1
26-Jun-20	Fine	09:55	57.9
26-Jun-20	Fine	10:56	79.6



Report on 1-hour TSP monitoring at NCWBR_AMS-5 - Shun Chi Court Shun Fung

House

Action Level ($\mu\text{g}/\text{m}^3$) - 270.0

Limit Level ($\mu\text{g}/\text{m}^3$) - 500.0

Date	Weather Condition	Time	Mass Concentration ($\mu\text{g}/\text{m}^3$)
03-Jun-20	Fine	9:42	20.6
03-Jun-20	Fine	10:43	23.9
03-Jun-20	Fine	13:00	19.1
09-Jun-20	Fine	9:52	111.3
09-Jun-20	Fine	10:53	91.8
09-Jun-20	Fine	13:00	48.8
15-Jun-20	Fine	9:45	90.9
15-Jun-20	Fine	10:46	82.9
15-Jun-20	Fine	13:00	45.2
20-Jun-20	Fine	08:21	23.9
20-Jun-20	Fine	09:22	20.9
20-Jun-20	Fine	10:23	34.7
26-Jun-20	Fine	09:53	51.1
26-Jun-20	Fine	10:54	53.7
26-Jun-20	Fine	13:00	39.7



Report on 1-hour TSP monitoring at LTR_AMS-1 - St Edward's Catholic Primary School

Action Level ($\mu\text{g}/\text{m}^3$) - 272.1
Limit Level ($\mu\text{g}/\text{m}^3$) - 500.0

Date	Weather Condition	Time	Mass Concentration ($\mu\text{g}/\text{m}^3$)
03-Jun-20	Fine	10:43	10.9
03-Jun-20	Fine	13:00	15.3
03-Jun-20	Fine	14:01	15.6
09-Jun-20	Fine	9:56	37.7
09-Jun-20	Fine	10:57	89.7
09-Jun-20	Fine	13:00	70.0
15-Jun-20	Fine	10:22	26.6
15-Jun-20	Fine	13:00	24.3
15-Jun-20	Fine	14:01	26.9
20-Jun-20	Fine	8:50	38.4
20-Jun-20	Fine	09:51	38.9
20-Jun-20	Fine	10:52	40.4
26-Jun-20	Fine	09:45	19.8
26-Jun-20	Fine	10:46	18.6
26-Jun-20	Fine	13:00	16.3



Report on 1-hour TSP monitoring at LTR_AMS-2 - Environmental Protection
Department's Restored Landfill Site Office
Action Level ($\mu\text{g}/\text{m}^3$) - 281.1
Limit Level ($\mu\text{g}/\text{m}^3$) - 500.0

Date	Weather Condition	Time	Mass Concentration ($\mu\text{g}/\text{m}^3$)
03-Jun-20	Fine	10:54	42.0
03-Jun-20	Fine	13:00	45.2
03-Jun-20	Fine	14:01	42.2
09-Jun-20	Fine	10:38	63.5
09-Jun-20	Fine	13:00	40.0
09-Jun-20	Fine	14:01	41.5
15-Jun-20	Fine	10:52	147.5
15-Jun-20	Fine	13:00	123.0
15-Jun-20	Fine	14:01	79.2
20-Jun-20	Fine	08:47	26.6
20-Jun-20	Fine	09:48	36.0
20-Jun-20	Fine	10:49	46.3
26-Jun-20	Fine	09:58	70.8
26-Jun-20	Fine	10:59	35.6
26-Jun-20	Fine	13:00	35.4



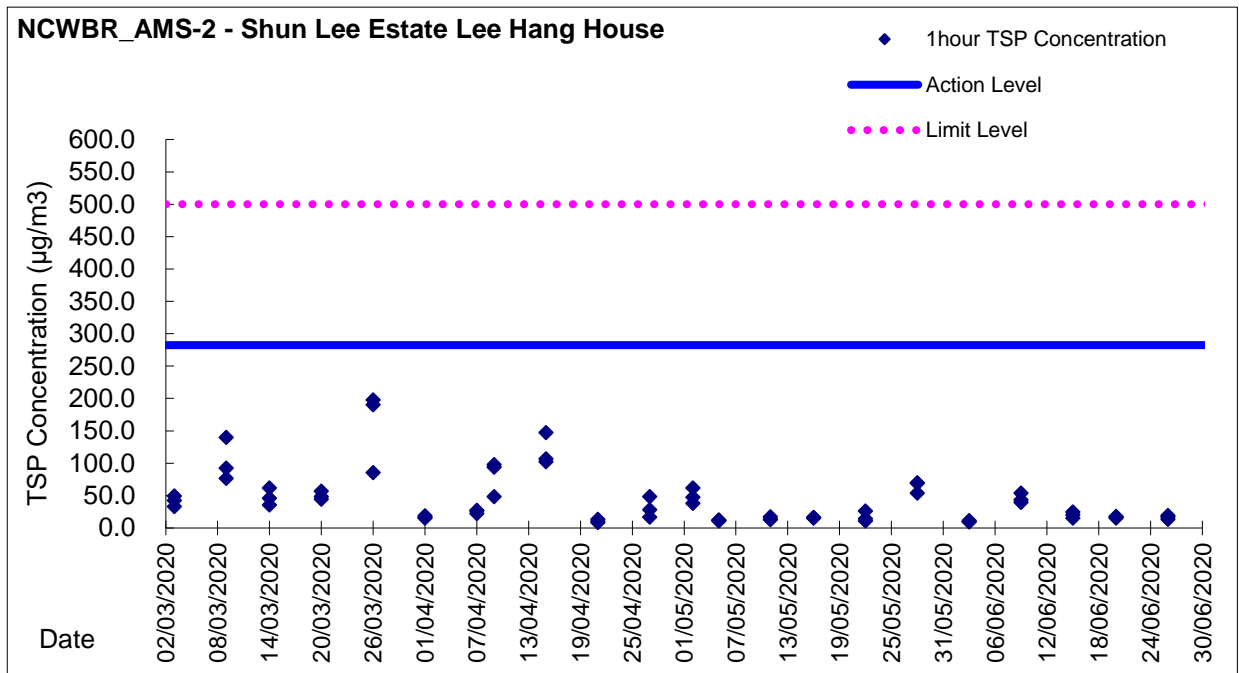
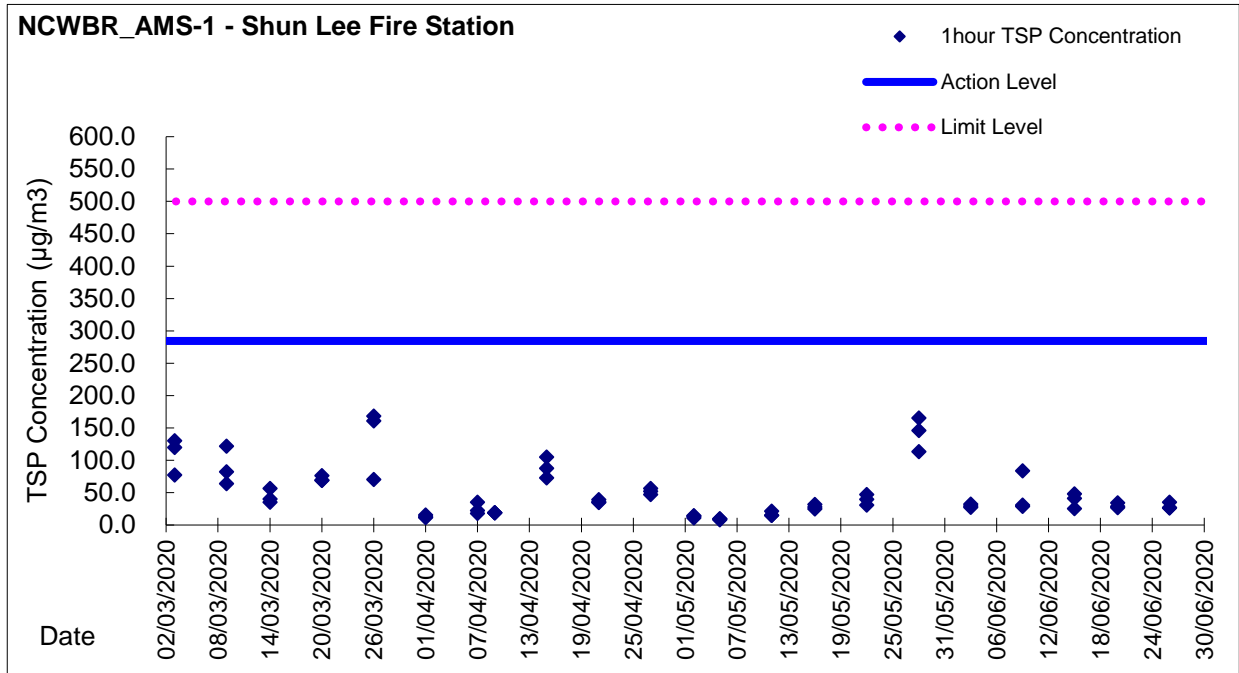
Report on 1-hour TSP monitoring at LTR_AMS-3 - Po Tat Estate Tat Kai House

Action Level ($\mu\text{g}/\text{m}^3$) - 285.1
Limit Level ($\mu\text{g}/\text{m}^3$) - 500.0

Date	Weather Condition	Time	Mass Concentration ($\mu\text{g}/\text{m}^3$)
03-Jun-20	Fine	10:31	32.2
03-Jun-20	Fine	13:00	23.4
03-Jun-20	Fine	14:01	24.7
09-Jun-20	Fine	10:23	39.4
09-Jun-20	Fine	13:00	18.6
09-Jun-20	Fine	14:01	22.6
15-Jun-20	Fine	10:59	39.4
15-Jun-20	Fine	13:00	25.5
15-Jun-20	Fine	14:01	36.4
20-Jun-20	Fine	08:57	60.3
20-Jun-20	Fine	09:58	57.1
20-Jun-20	Fine	10:59	59.2
26-Jun-20	Fine	09:55	65.2
26-Jun-20	Fine	10:56	56.4
26-Jun-20	Fine	13:00	44.7

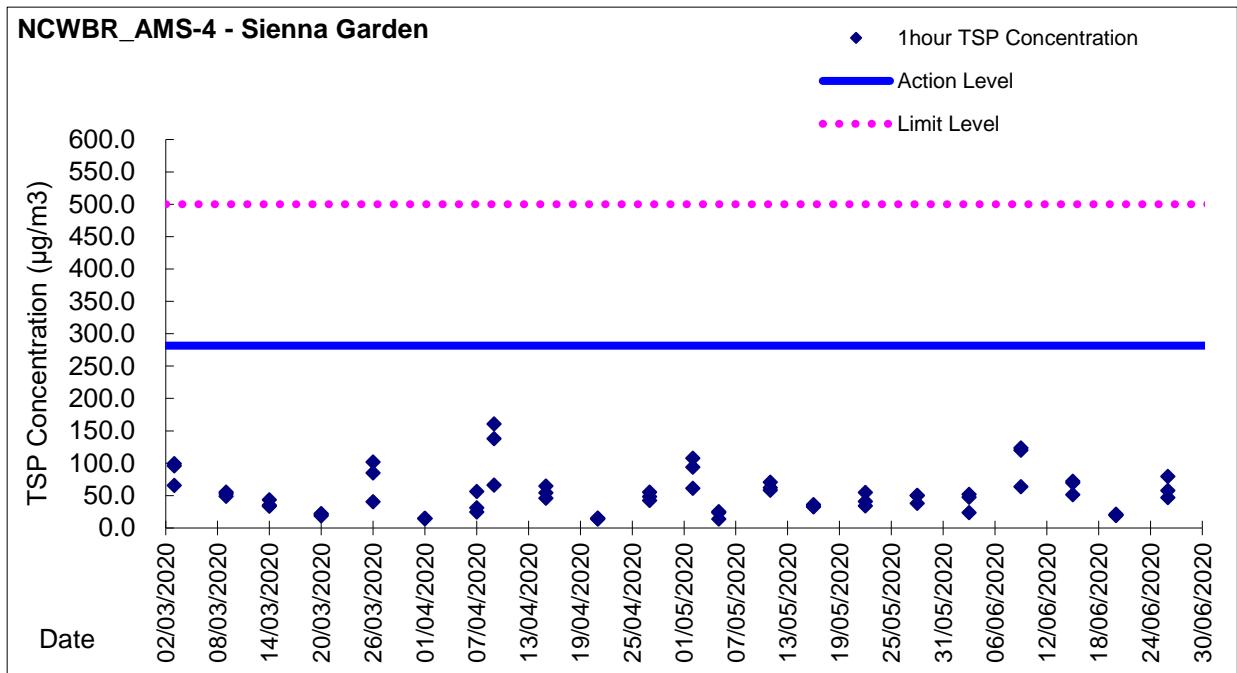
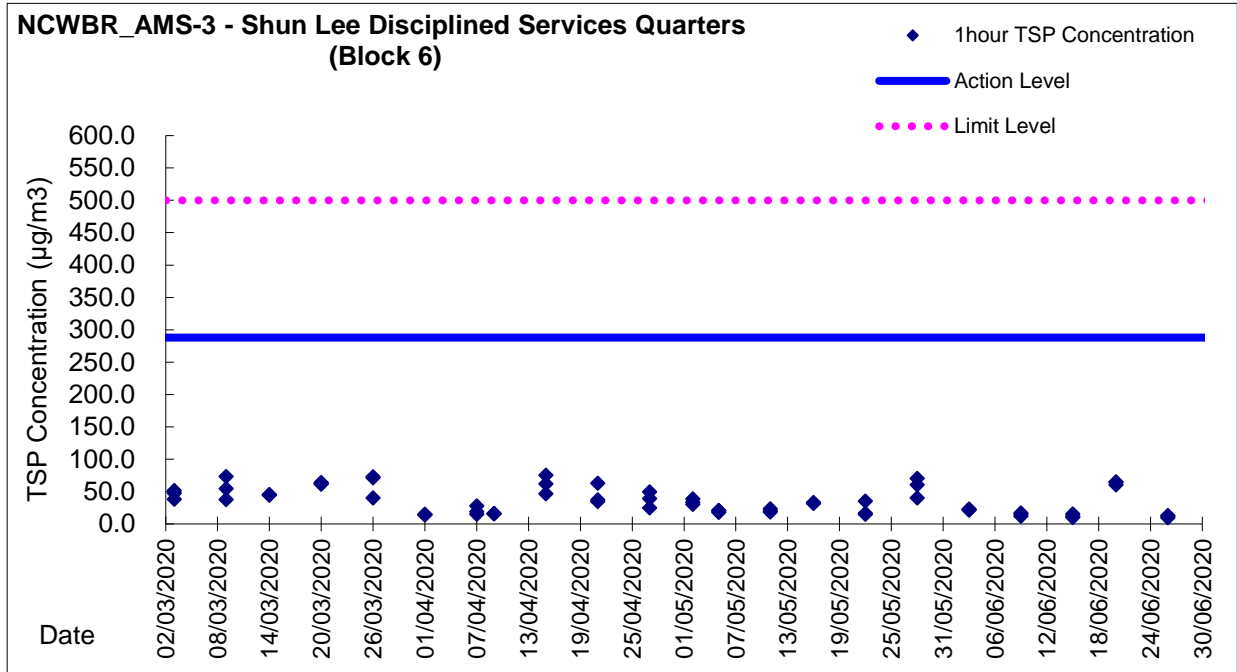


Graphic Presentation of TSP Result



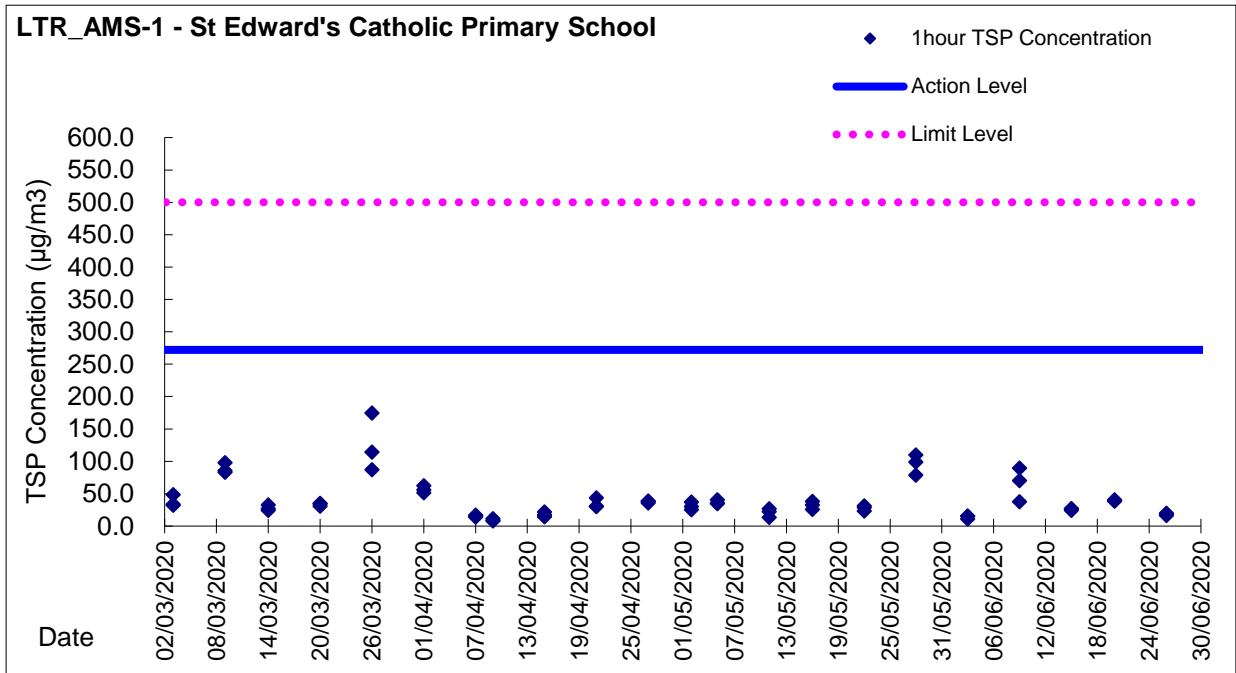
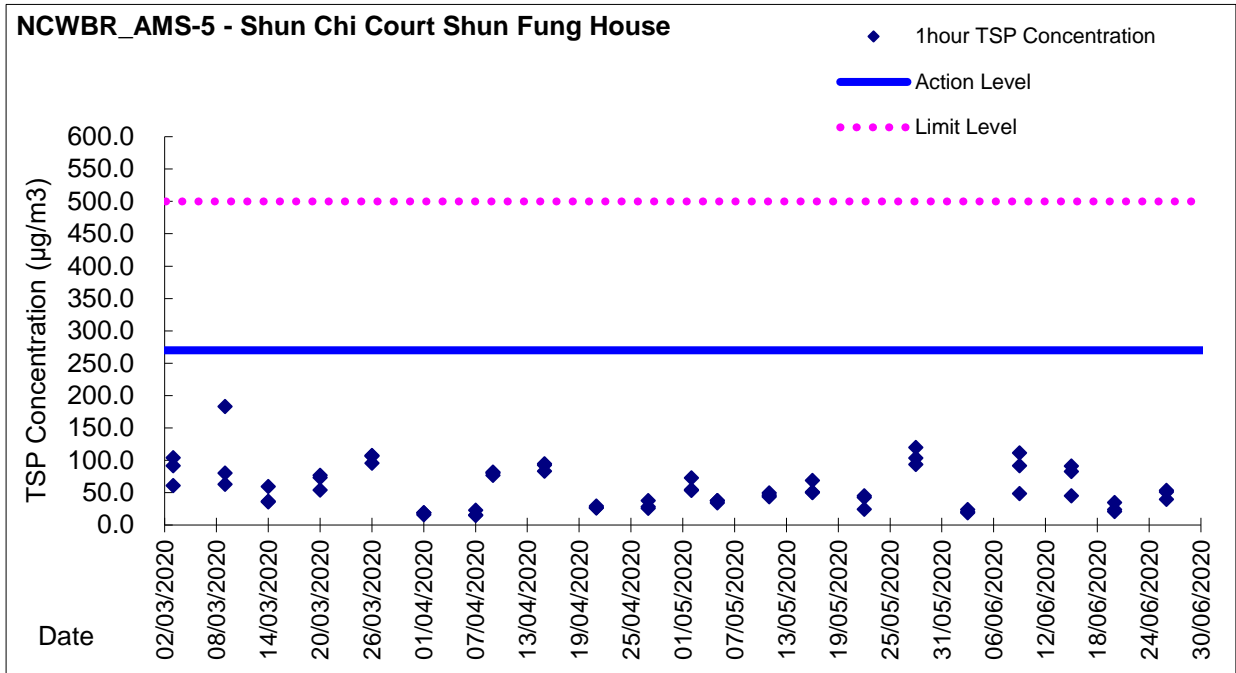


Graphic Presentation of TSP Result





Graphic Presentation of TSP Result





Graphic Presentation of TSP Result

