



Report on 1-hour TSP monitoring at NCWBR\_AMS-1 - Shun Lee Fire Station

Action Level ( $\mu\text{g}/\text{m}^3$ ) - 284.4  
Limit Level ( $\mu\text{g}/\text{m}^3$ ) - 500.0

Date	Weather Condition	Time	Mass Concentration ( $\mu\text{g}/\text{m}^3$ )
04-Jun-21	Fine	10:34	87.0
04-Jun-21	Fine	13:00	33.0
04-Jun-21	Fine	14:01	21.7
10-Jun-21	Fine	10:32	149.5
10-Jun-21	Fine	13:00	16.4
10-Jun-21	Fine	14:01	15.9
16-Jun-21	Fine	9:12	66.4
16-Jun-21	Fine	10:13	62.2
16-Jun-21	Fine	13:00	55.9
22-Jun-21	Fine	8:59	24.9
22-Jun-21	Fine	10:00	39.6
22-Jun-21	Fine	13:00	46.1
28-Jun-21	Fine	8:00	12.7
28-Jun-21	Fine	9:01	37.4
28-Jun-21	Fine	10:02	27.7



Report on 1-hour TSP monitoring at NCWBR\_AMS-2 - Shun Lee Estate Lee Hang House

Action Level ( $\mu\text{g}/\text{m}^3$ ) - 282.4  
Limit Level ( $\mu\text{g}/\text{m}^3$ ) - 500.0

Date	Weather Condition	Time	Mass Concentration ( $\mu\text{g}/\text{m}^3$ )
04-Jun-21	Fine	10:35	15.5
04-Jun-21	Fine	13:00	15.3
04-Jun-21	Fine	14:01	10.5
10-Jun-21	Fine	10:32	13.4
10-Jun-21	Fine	13:00	7.1
10-Jun-21	Fine	14:01	6.8
16-Jun-21	Fine	9:57	12.7
16-Jun-21	Fine	10:58	18.5
16-Jun-21	Fine	13:00	18.5
22-Jun-21	Fine	8:36	6.7
22-Jun-21	Fine	9:37	16.6
22-Jun-21	Fine	10:38	18.4
28-Jun-21	Fine	8:00	17.8
28-Jun-21	Fine	9:01	17.8
28-Jun-21	Fine	10:02	16.7



Report on 1-hour TSP monitoring at NCWBR\_AMS-3 - Shun Lee Disciplined Services  
Quarters (Block 6)  
Action Level ( $\mu\text{g}/\text{m}^3$ ) - 287.9  
Limit Level ( $\mu\text{g}/\text{m}^3$ ) - 500.0

Date	Weather Condition	Time	Mass Concentration ( $\mu\text{g}/\text{m}^3$ )
04-Jun-21	Fine	10:29	12.7
04-Jun-21	Fine	13:00	10.8
04-Jun-21	Fine	14:01	6.5
10-Jun-21	Fine	10:11	11.7
10-Jun-21	Fine	13:00	2.7
10-Jun-21	Fine	14:01	3.7
16-Jun-21	Fine	9:51	11.4
16-Jun-21	Fine	10:52	18.2
16-Jun-21	Fine	13:01	16.3
22-Jun-21	Fine	9:22	6.7
22-Jun-21	Fine	10:23	13.2
22-Jun-21	Fine	13:00	14.6
28-Jun-21	Fine	8:00	38.1
28-Jun-21	Fine	9:01	24.9
28-Jun-21	Fine	10:02	41.1



Report on 1-hour TSP monitoring at NCWBR\_AMS-4 - Sienna Garden

Action Level ( $\mu\text{g}/\text{m}^3$ ) - 281.6  
Limit Level ( $\mu\text{g}/\text{m}^3$ ) - 500.0

Date	Weather Condition	Time	Mass Concentration ( $\mu\text{g}/\text{m}^3$ )
04-Jun-21	Fine	10:21	48.1
04-Jun-21	Fine	13:00	45.7
04-Jun-21	Fine	14:01	38.3
10-Jun-21	Fine	8:52	71.5
10-Jun-21	Fine	9:53	73.8
10-Jun-21	Fine	10:54	70.7
16-Jun-21	Fine	13:01	17.5
16-Jun-21	Fine	14:02	16.6
16-Jun-21	Fine	15:03	16.0
22-Jun-21	Fine	13:00	19.7
22-Jun-21	Fine	14:01	20.4
22-Jun-21	Fine	15:02	25.8
28-Jun-21	Fine	8:20	9.9
28-Jun-21	Fine	9:21	6.2
28-Jun-21	Fine	10:22	12.8

Report on 1-hour TSP monitoring at NCWBR\_AMS-5 - Shun Chi Court Shun Fung

House

Action Level ( $\mu\text{g}/\text{m}^3$ ) - 270.0

Limit Level ( $\mu\text{g}/\text{m}^3$ ) - 500.0

Date	Weather Condition	Time	Mass Concentration ( $\mu\text{g}/\text{m}^3$ )
01-Mar-21	Fine	8:20	32.1
01-Mar-21	Fine	9:21	30.4
01-Mar-21	Fine	10:22	26.3
10-Jun-21	Fine	10:16	97.4
10-Jun-21	Fine	13:00	10.8
10-Jun-21	Fine	14:01	13.0
16-Jun-21	Fine	9:58	92.3
16-Jun-21	Fine	10:59	74.7
16-Jun-21	Fine	13:00	71.1
22-Jun-21	Fine	9:34	29.1
22-Jun-21	Fine	10:35	131.1
22-Jun-21	Fine	13:00	50.1
28-Jun-21	Fine	8:12	34.9
28-Jun-21	Fine	9:13	31.8
28-Jun-21	Fine	10:14	30.8



Report on 1-hour TSP monitoring at LTR\_AMS-1 - St Edward's Catholic Primary School

Action Level ( $\mu\text{g}/\text{m}^3$ ) - 272.1  
Limit Level ( $\mu\text{g}/\text{m}^3$ ) - 500.0

Date	Weather Condition	Time	Mass Concentration ( $\mu\text{g}/\text{m}^3$ )
04-Jun-21	Fine	9:48	80.4
04-Jun-21	Fine	10:49	53.7
04-Jun-21	Fine	13:00	22.7
10-Jun-21	Fine	10:23	132.7
10-Jun-21	Fine	13:00	13.2
10-Jun-21	Fine	14:01	16.2
16-Jun-21	Fine	9:48	86.1
16-Jun-21	Fine	10:49	58.2
16-Jun-21	Fine	13:00	61.6
22-Jun-21	Fine	9:26	29.2
22-Jun-21	Fine	10:27	48.6
22-Jun-21	Fine	13:00	49.5
28-Jun-21	Fine	8:41	4.9
28-Jun-21	Fine	9:42	4.3
28-Jun-21	Fine	10:43	3.5



Report on 1-hour TSP monitoring at LTR\_AMS-2 - Environmental Protection  
Department's Restored Landfill Site Office  
Action Level ( $\mu\text{g}/\text{m}^3$ ) - 281.1  
Limit Level ( $\mu\text{g}/\text{m}^3$ ) - 500.0

Date	Weather Condition	Time	Mass Concentration ( $\mu\text{g}/\text{m}^3$ )
04-Jun-21	Fine	10:19	62.8
04-Jun-21	Fine	13:00	24.7
04-Jun-21	Fine	14:01	19.4
10-Jun-21	Fine	9:47	133.8
10-Jun-21	Fine	10:48	64.3
10-Jun-21	Fine	13:00	38.4
16-Jun-21	Fine	9:41	82.0
16-Jun-21	Fine	10:42	58.9
16-Jun-21	Fine	13:00	60.5
22-Jun-21	Fine	9:44	45.3
22-Jun-21	Fine	10:45	50.7
22-Jun-21	Fine	13:00	56.9
28-Jun-21	Fine	8:46	2.2
28-Jun-21	Fine	9:47	3.9
28-Jun-21	Fine	10:48	2.4



Report on 1-hour TSP monitoring at LTR\_AMS-3 - Po Tat Estate Tat Kai House

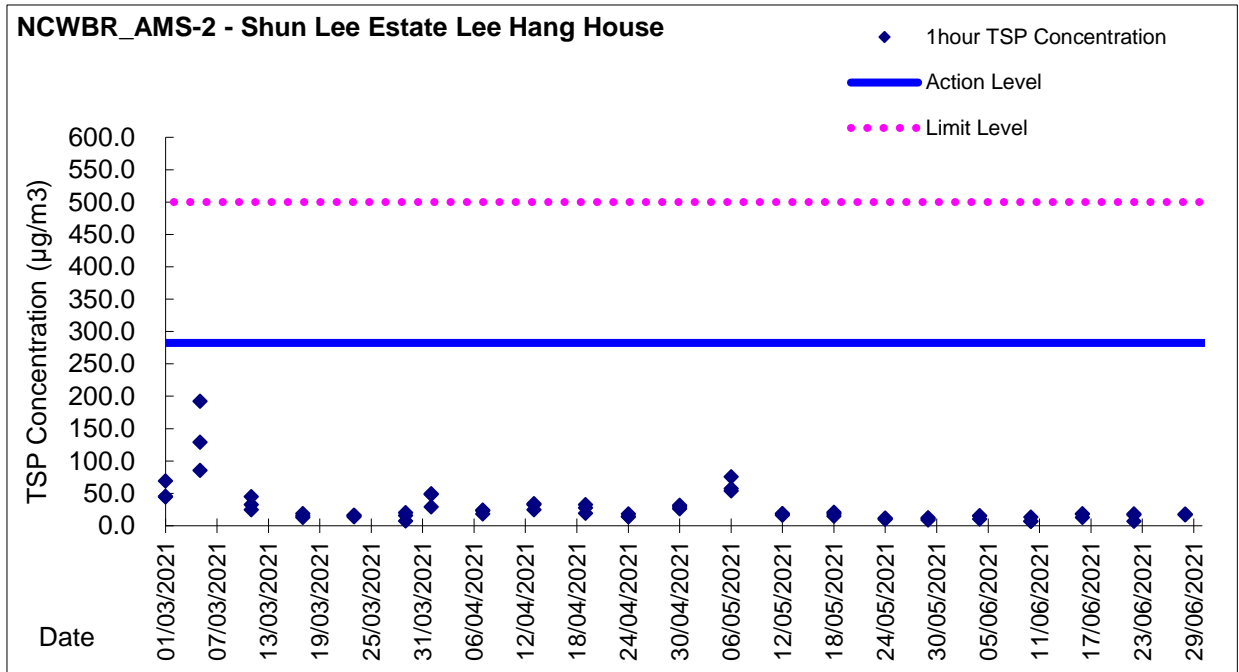
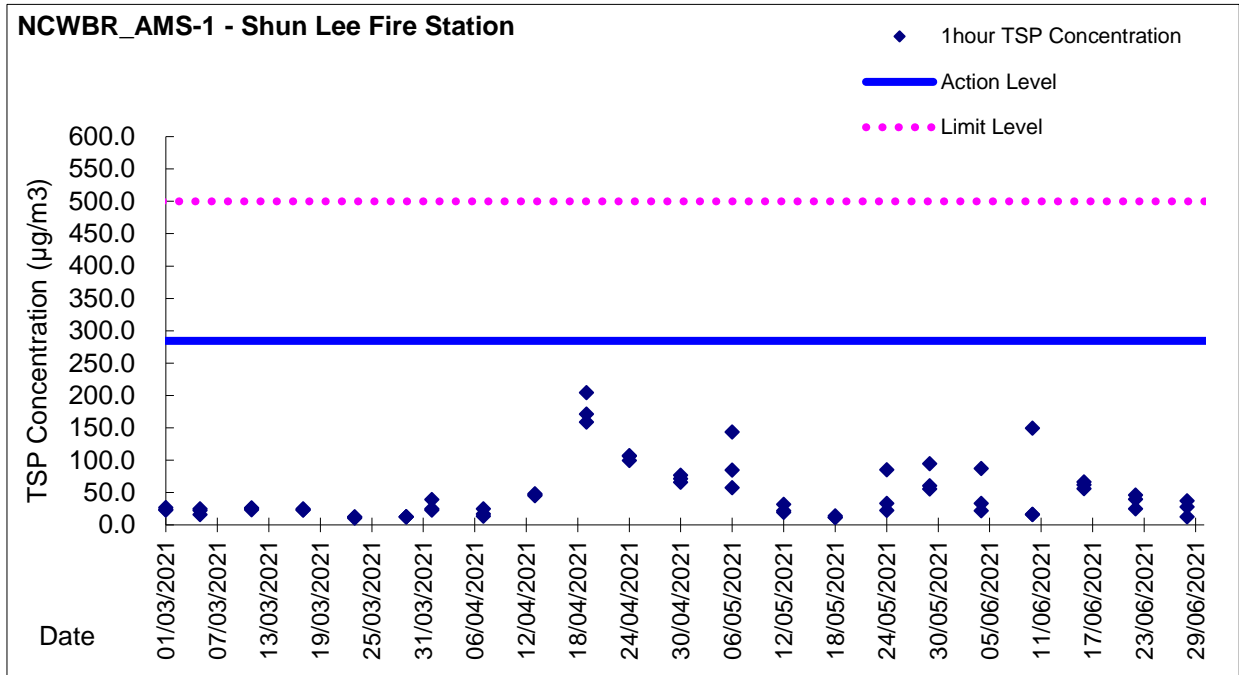
Action Level ( $\mu\text{g}/\text{m}^3$ ) - 285.1  
Limit Level ( $\mu\text{g}/\text{m}^3$ ) - 500.0

Date	Weather Condition	Time	Mass Concentration ( $\mu\text{g}/\text{m}^3$ )
04-Jun-21	Fine	10:14	26.0
04-Jun-21	Fine	13:00	11.0
04-Jun-21	Fine	14:01	7.2
10-Jun-21	Fine	10:27	14.1
10-Jun-21	Fine	13:00	3.7
10-Jun-21	Fine	14:01	4.8
16-Jun-21	Fine	8:37	18.4
16-Jun-21	Fine	9:38	17.7
16-Jun-21	Fine	10:39	17.9
22-Jun-21	Fine	9:42	10.5
22-Jun-21	Fine	10:43	13.8
22-Jun-21	Fine	13:00	18.1
28-Jun-21	Fine	8:55	12.5
28-Jun-21	Fine	9:56	11.0
28-Jun-21	Fine	10:57	14.3



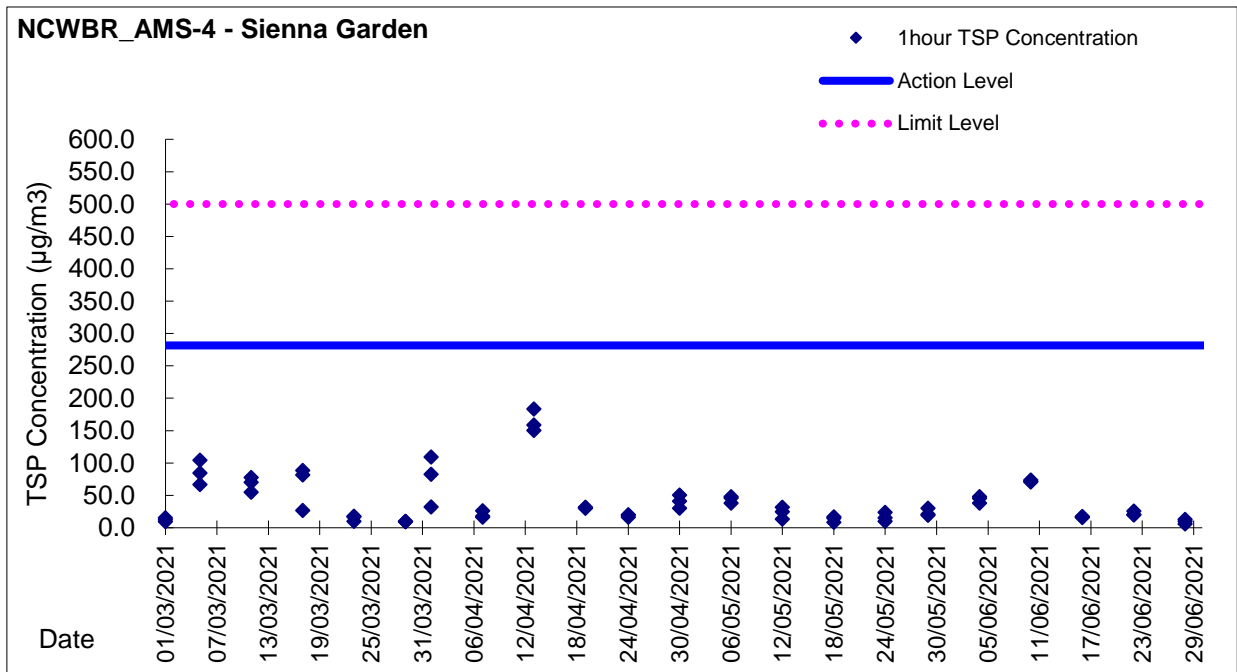
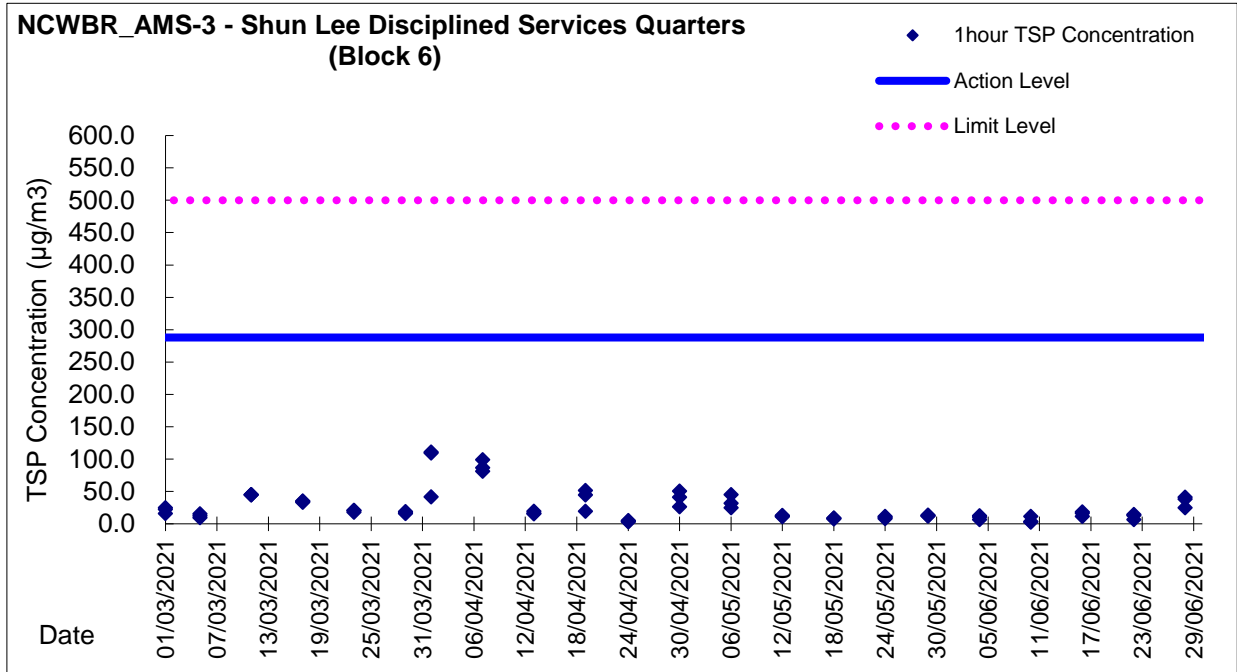


Graphic Presentation of TSP Result



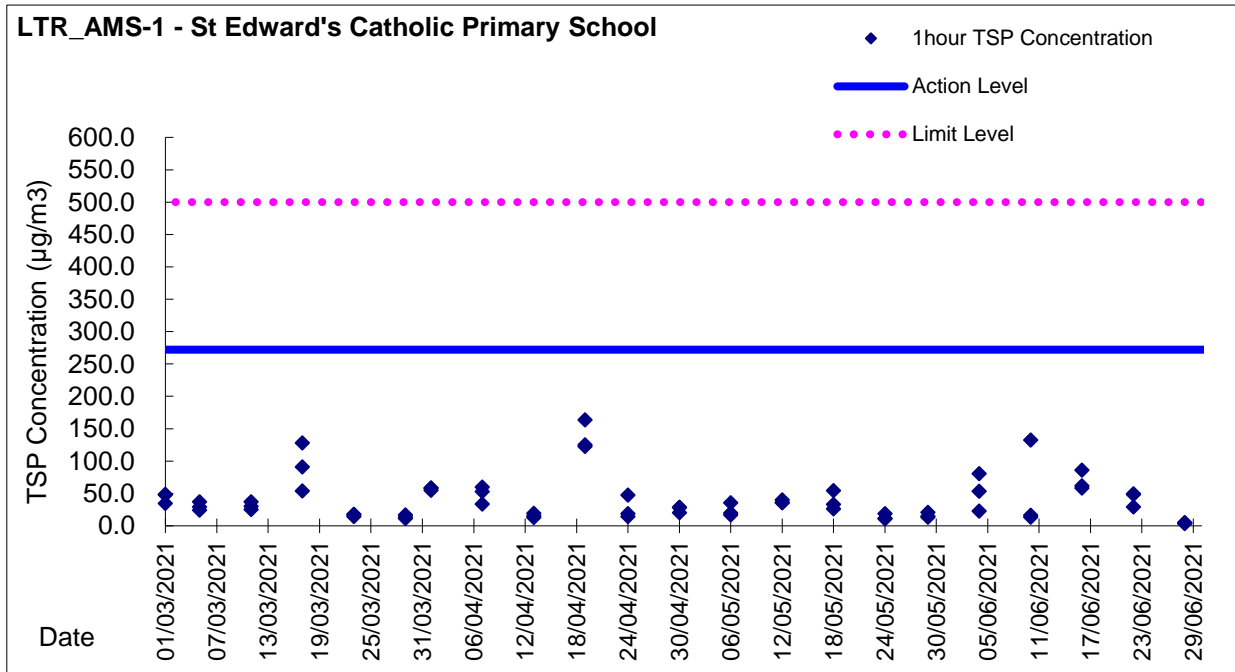
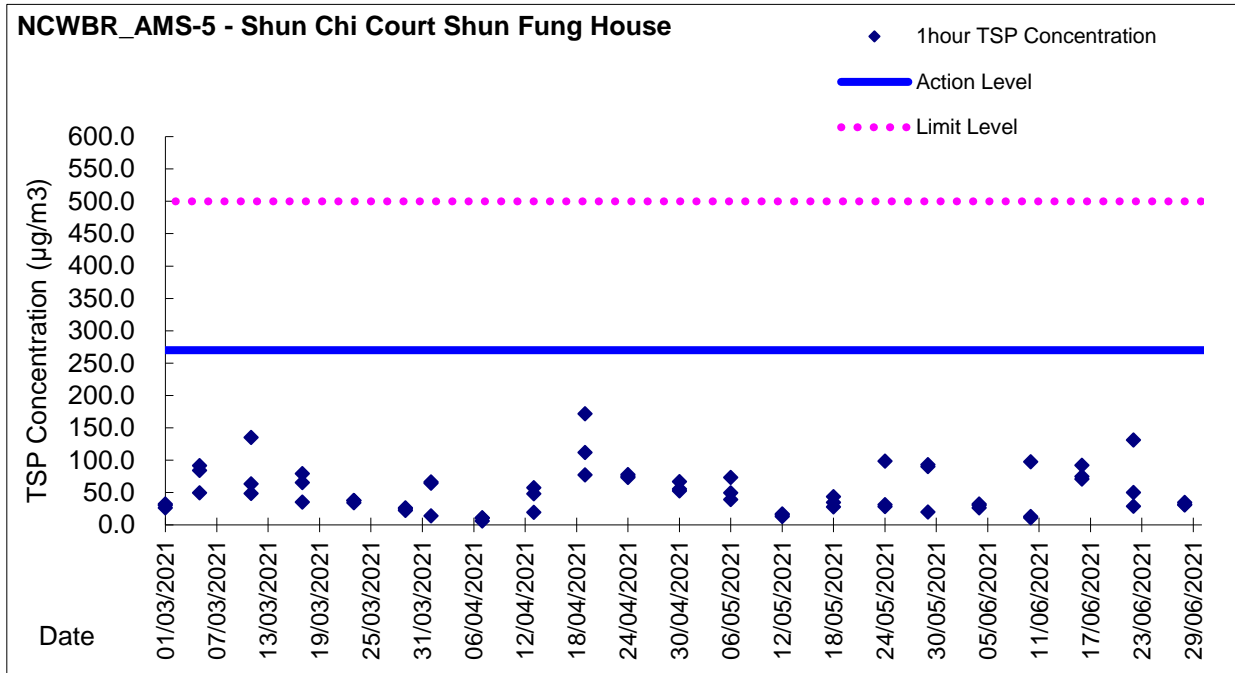


Graphic Presentation of TSP Result





Graphic Presentation of TSP Result





Graphic Presentation of TSP Result

