



Report on 1-hour TSP monitoring at NCWBR_AMS-1 - Shun Lee Fire Station

Action Level ($\mu\text{g}/\text{m}^3$) - 284.4
Limit Level ($\mu\text{g}/\text{m}^3$) - 500.0

Date	Weather Condition	Time	Mass Concentration ($\mu\text{g}/\text{m}^3$)
03-Jul-19	Cloudy	8:07	7.5
03-Jul-19	Cloudy	9:08	13.4
03-Jul-19	Cloudy	10:09	18.0
09-Jul-19	Cloudy	8:03	22.9
09-Jul-19	Cloudy	9:04	22.3
09-Jul-19	Cloudy	10:05	21.1
15-Jul-19	Fine	08:05	7.5
15-Jul-19	Fine	09:06	9.0
15-Jul-19	Fine	10:07	7.7
20-Jul-19	Fine	08:38	22.7
20-Jul-19	Fine	09:39	11.5
20-Jul-19	Fine	10:40	7.1
26-Jul-19	Fine	8:45	14.0
26-Jul-19	Fine	9:46	4.2
26-Jul-19	Fine	10:47	9.3



Report on 1-hour TSP monitoring at NCWBR_AMS-2 - Shun Lee Estate Lee Hang House

Action Level ($\mu\text{g}/\text{m}^3$) - 282.4
Limit Level ($\mu\text{g}/\text{m}^3$) - 500.0

Date	Weather Condition	Time	Mass Concentration ($\mu\text{g}/\text{m}^3$)
03-Jul-19	Cloudy	8:10	4.7
03-Jul-19	Cloudy	9:11	5.1
03-Jul-19	Cloudy	10:12	9.8
09-Jul-19	Cloudy	8:00	26.3
09-Jul-19	Cloudy	9:01	24.6
09-Jul-19	Cloudy	10:02	23.4
15-Jul-19	Fine	08:08	7.4
15-Jul-19	Fine	09:09	6.0
15-Jul-19	Fine	10:10	5.3
20-Jul-19	Fine	08:43	13.9
20-Jul-19	Fine	09:44	6.7
20-Jul-19	Fine	10:45	4.3
26-Jul-19	Fine	8:50	8.3
26-Jul-19	Fine	9:51	4.0
26-Jul-19	Fine	10:52	5.5



Report on 1-hour TSP monitoring at NCWBR_AMS-3 - Shun Lee Disciplined Services
Quarters (Block 6)
Action Level ($\mu\text{g}/\text{m}^3$) - 287.9
Limit Level ($\mu\text{g}/\text{m}^3$) - 500.0

Date	Weather Condition	Time	Mass Concentration ($\mu\text{g}/\text{m}^3$)
03-Jul-19	Cloudy	8:09	6.1
03-Jul-19	Cloudy	9:10	5.3
03-Jul-19	Cloudy	10:11	12.8
09-Jul-19	Cloudy	8:52	36.0
09-Jul-19	Cloudy	9:53	32.8
09-Jul-19	Cloudy	10:54	31.0
15-Jul-19	Fine	08:20	3.4
15-Jul-19	Fine	09:21	6.1
15-Jul-19	Fine	10:22	3.2
20-Jul-19	Fine	08:41	16.8
20-Jul-19	Fine	09:42	13.5
20-Jul-19	Fine	10:43	11.2
26-Jul-19	Fine	8:52	10.4
26-Jul-19	Fine	9:53	4.0
26-Jul-19	Fine	10:54	6.6



Report on 1-hour TSP monitoring at NCWBR_AMS-4 - Sienna Garden

Action Level ($\mu\text{g}/\text{m}^3$) - 281.6
Limit Level ($\mu\text{g}/\text{m}^3$) - 500.0

Date	Weather Condition	Time	Mass Concentration ($\mu\text{g}/\text{m}^3$)
03-Jul-19	Cloudy	8:32	3.9
03-Jul-19	Cloudy	9:33	14.3
03-Jul-19	Cloudy	10:34	11.9
09-Jul-19	Cloudy	8:14	19.3
09-Jul-19	Cloudy	9:15	18.5
09-Jul-19	Cloudy	10:16	17.6
15-Jul-19	Fine	13:00	16.7
15-Jul-19	Fine	14:01	25.9
15-Jul-19	Fine	15:02	8.1
20-Jul-19	Fine	08:41	15.6
20-Jul-19	Fine	09:42	8.3
20-Jul-19	Fine	10:43	5.5
26-Jul-19	Fine	8:53	6.6
26-Jul-19	Fine	9:54	3.3
26-Jul-19	Fine	10:55	4.5

Report on 1-hour TSP monitoring at NCWBR_AMS-5 - Shun Chi Court Shun Fung

House

Action Level ($\mu\text{g}/\text{m}^3$) - 270.0

Limit Level ($\mu\text{g}/\text{m}^3$) - 500.0

Date	Weather Condition	Time	Mass Concentration ($\mu\text{g}/\text{m}^3$)
03-Jul-19	Cloudy	8:10	6.8
03-Jul-19	Cloudy	9:11	7.3
03-Jul-19	Cloudy	10:12	15.2
09-Jul-19	Cloudy	8:55	34.2
09-Jul-19	Cloudy	9:56	34.3
09-Jul-19	Cloudy	10:57	32.2
15-Jul-19	Fine	08:07	5.2
15-Jul-19	Fine	09:08	6.0
15-Jul-19	Fine	10:09	5.2
20-Jul-19	Fine	13:07	6.2
20-Jul-19	Fine	14:08	10.9
20-Jul-19	Fine	15:09	20.6
26-Jul-19	Fine	8:53	10.0
26-Jul-19	Fine	9:54	2.8
26-Jul-19	Fine	10:55	5.6



Report on 1-hour TSP monitoring at LTR_AMS-1 - St Edward's Catholic Primary School

Action Level ($\mu\text{g}/\text{m}^3$) - 272.1
Limit Level ($\mu\text{g}/\text{m}^3$) - 500.0

Date	Weather Condition	Time	Mass Concentration ($\mu\text{g}/\text{m}^3$)
03-Jul-19	Cloudy	13:00	21.7
03-Jul-19	Cloudy	14:01	21.7
03-Jul-19	Cloudy	15:02	14.8
09-Jul-19	Cloudy	8:41	21.6
09-Jul-19	Cloudy	9:42	20.3
09-Jul-19	Cloudy	10:43	19.1
15-Jul-19	Fine	13:06	7.1
15-Jul-19	Fine	14:07	13.1
15-Jul-19	Fine	15:08	8.0
20-Jul-19	Fine	13:02	10.5
20-Jul-19	Fine	14:03	15.0
20-Jul-19	Fine	15:04	19.7
26-Jul-19	Fine	9:32	10.8
26-Jul-19	Fine	10:33	6.6
26-Jul-19	Fine	13:05	8.4



Report on 1-hour TSP monitoring at LTR_AMS-2 - Environmental Protection
Department's Restored Landfill Site Office
Action Level ($\mu\text{g}/\text{m}^3$) - 281.1
Limit Level ($\mu\text{g}/\text{m}^3$) - 500.0

Date	Weather Condition	Time	Mass Concentration ($\mu\text{g}/\text{m}^3$)
03-Jul-19	Cloudy	13:00	12.4
03-Jul-19	Cloudy	14:01	12.1
03-Jul-19	Cloudy	15:02	7.4
09-Jul-19	Cloudy	8:24	30.4
09-Jul-19	Cloudy	9:25	31.0
09-Jul-19	Cloudy	10:26	29.1
15-Jul-19	Fine	13:01	12.9
15-Jul-19	Fine	14:02	16.0
15-Jul-19	Fine	15:03	10.1
20-Jul-19	Fine	13:00	3.7
20-Jul-19	Fine	14:01	6.5
20-Jul-19	Fine	15:02	14.9
26-Jul-19	Fine	9:20	12.4
26-Jul-19	Fine	10:21	5.8
26-Jul-19	Fine	13:01	6.9



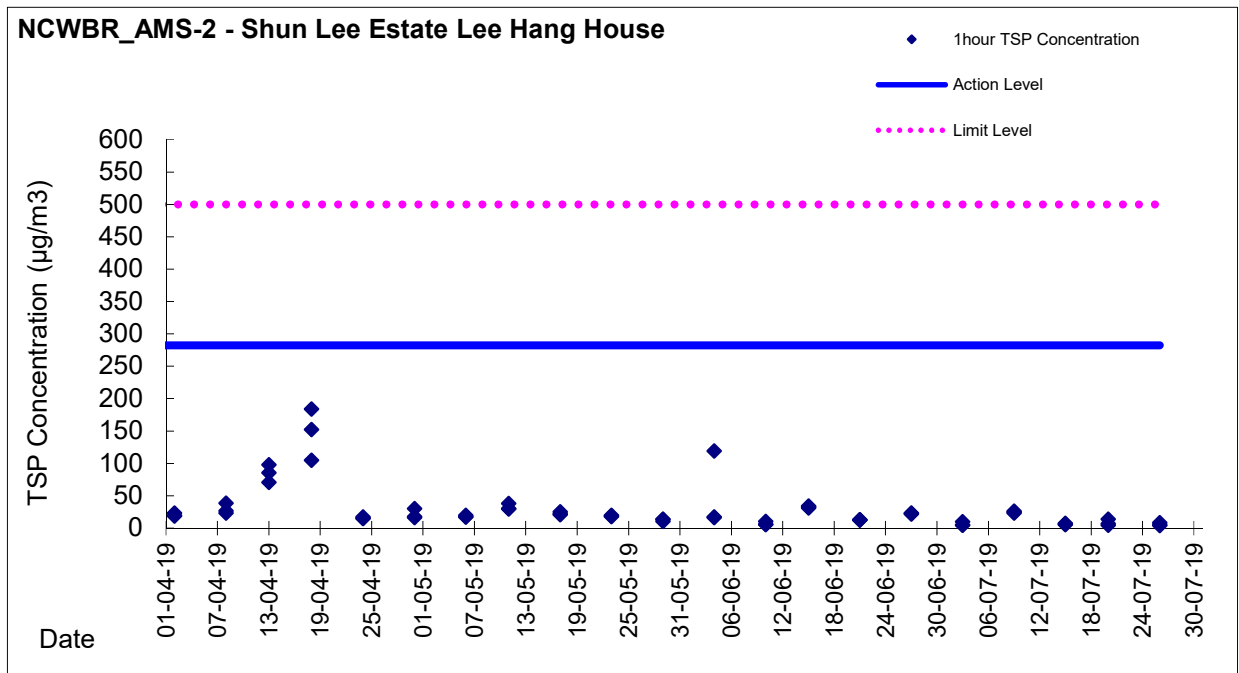
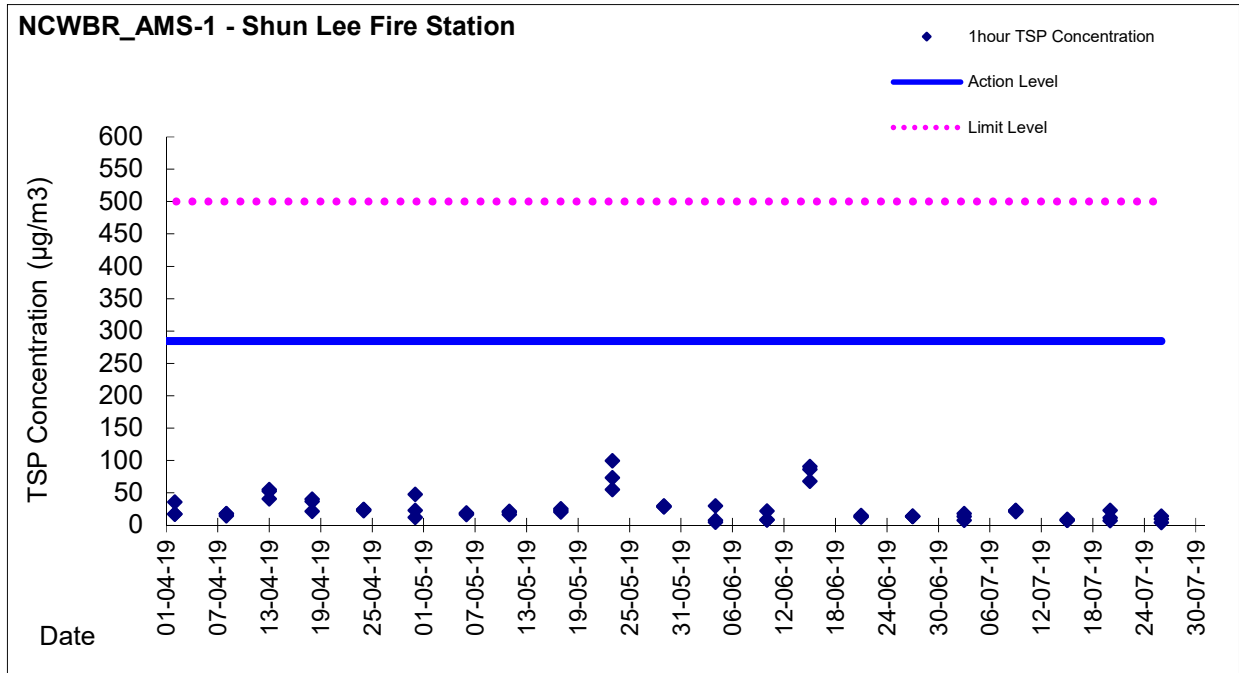
Report on 1-hour TSP monitoring at LTR_AMS-3 - Po Tat Estate Tat Kai House

Action Level ($\mu\text{g}/\text{m}^3$) - 285.1
Limit Level ($\mu\text{g}/\text{m}^3$) - 500.0

Date	Weather Condition	Time	Mass Concentration ($\mu\text{g}/\text{m}^3$)
03-Jul-19	Cloudy	13:00	16.0
03-Jul-19	Cloudy	14:01	13.0
03-Jul-19	Cloudy	15:02	10.5
09-Jul-19	Cloudy	8:50	24.4
09-Jul-19	Cloudy	9:51	22.6
09-Jul-19	Cloudy	10:52	21.3
15-Jul-19	Fine	13:03	15.4
15-Jul-19	Fine	14:04	12.3
15-Jul-19	Fine	15:05	11.0
20-Jul-19	Fine	13:01	4.8
20-Jul-19	Fine	14:02	8.1
20-Jul-19	Fine	15:03	15.8
26-Jul-19	Fine	9:35	11.2
26-Jul-19	Fine	10:36	3.5
26-Jul-19	Fine	13:10	5.7

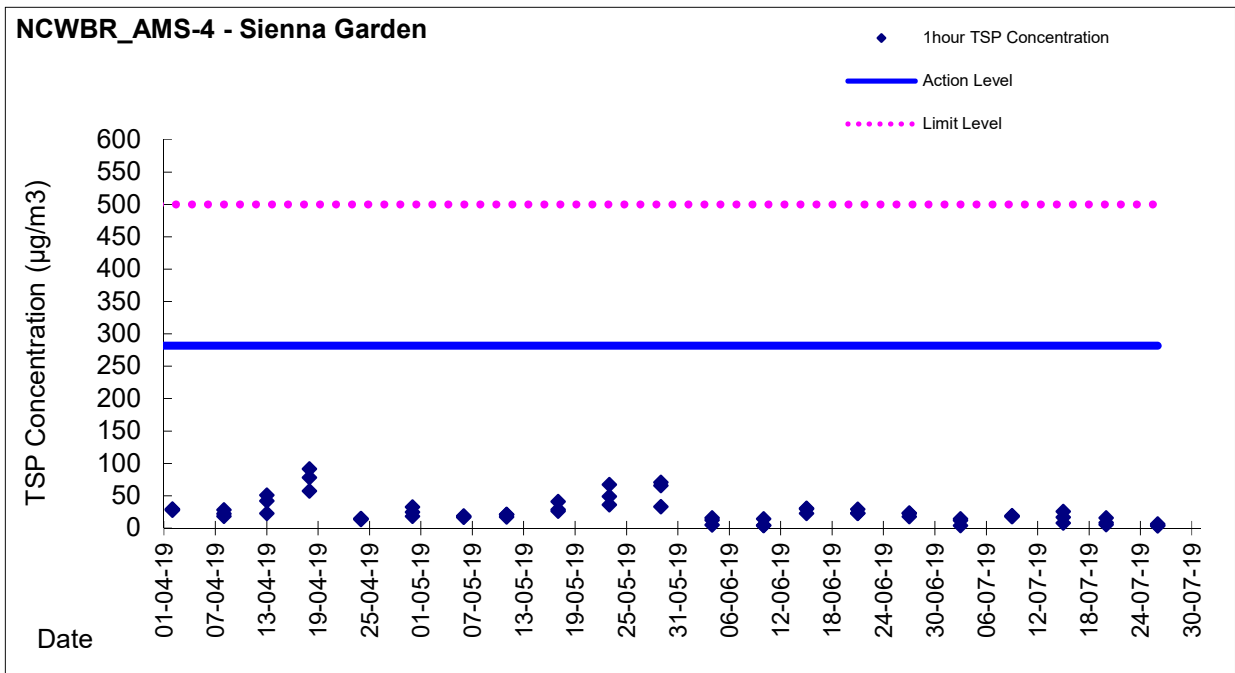
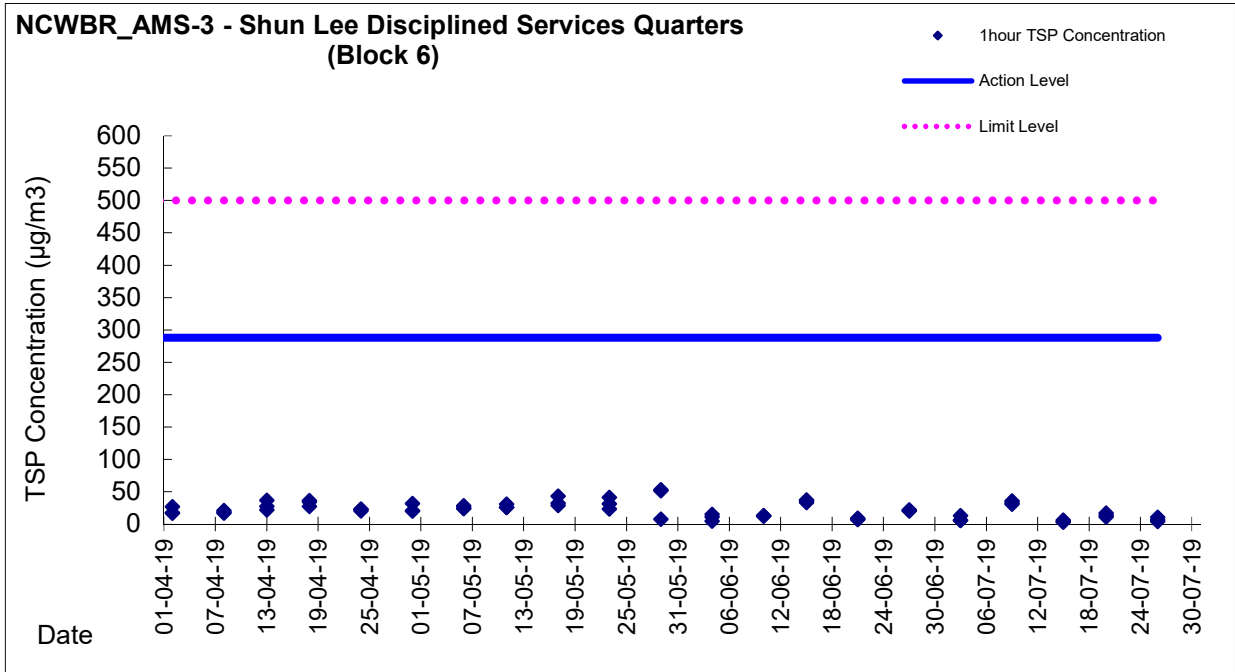


Graphic Presentation of TSP Result



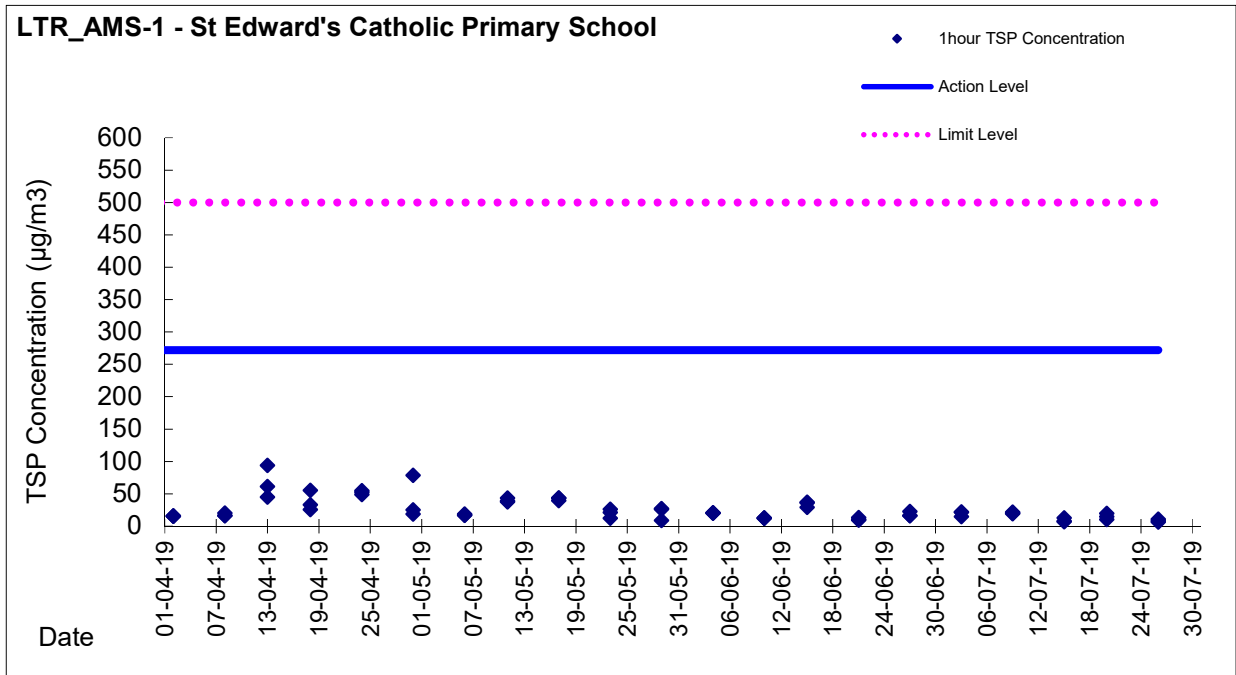
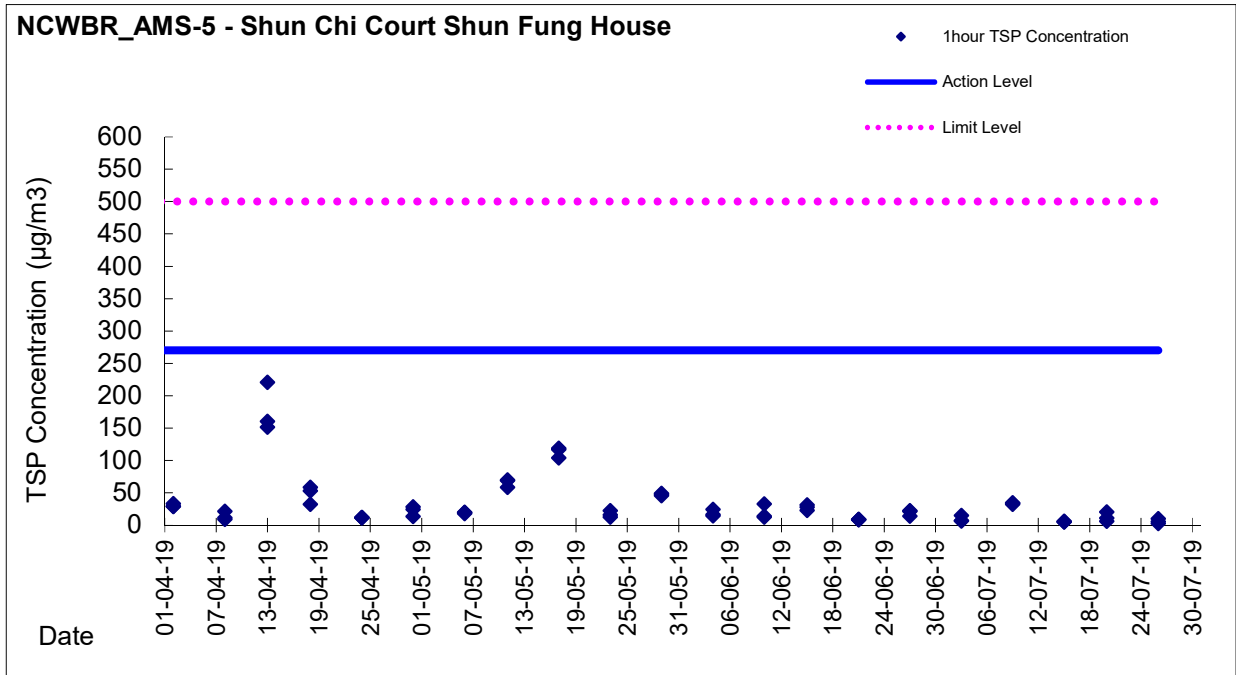


Graphic Presentation of TSP Result





Graphic Presentation of TSP Result





Graphic Presentation of TSP Result

