

# Calibration Certificate

Certificate Number 2020014198

Customer:

Lam Geotechnics Ltd

<b>Model Number</b>	LxT SE	<b>Procedure Number</b>	D0001.8384
<b>Serial Number</b>	0006307	<b>Technician</b>	Ron Harris
<b>Test Results</b>	<b>Pass</b>	<b>Calibration Date</b>	28 Dec 2020
<b>Initial Condition</b>	As Manufactured	<b>Calibration Due</b>	
<b>Description</b>	Sound Expert LxT Class 1 Sound Level Meter Firmware Revision: 2.404	<b>Temperature</b>	23.25 °C ± 0.25 °C
		<b>Humidity</b>	51.6 %RH ± 2.0 %RH
		<b>Static Pressure</b>	85.71 kPa ± 0.13 kPa

**Evaluation Method**      **Tested with:**      **Data reported in dB re 20 µPa.**

Larson Davis PRMLxT1L. S/N 070008  
PCB 377B02. S/N 325638  
Larson Davis CAL200. S/N 9079  
Larson Davis CAL291. S/N 0108

**Compliance Standards**      Compliant to Manufacturer Specifications and the following standards when combined with Calibration Certificate from procedure D0001.8378:

IEC 60651:2001 Type 1	ANSI S1.4-2014 Class 1
IEC 60804:2000 Type 1	ANSI S1.4 (R2006) Type 1
IEC 61252:2002	ANSI S1.11 (R2009) Class 1
IEC 61260:2001 Class 1	ANSI S1.25 (R2007)
IEC 61672:2013 Class 1	ANSI S1.43 (R2007) Type 1

Issuing lab certifies that the instrument described above meets or exceeds all specifications as stated in the referenced procedure (unless otherwise noted). It has been calibrated using measurement standards traceable to the International System of Units (SI) through the National Institute of Standards and Technology (NIST), or other national measurement institutes, and meets the requirements of ISO/IEC 17025:2017.

**Test points marked with a ‡ in the uncertainties column do not fall within this laboratory's scope of accreditation.**

The quality system is registered to ISO 9001:2015.

This calibration is a direct comparison of the unit under test to the listed reference standards and did not involve any sampling plans to complete. No allowance has been made for the instability of the test device due to use, time, etc. Such allowances would be made by the customer as needed.

The uncertainties were computed in accordance with the ISO Guide to the Expression of Uncertainty in Measurement (GUM). A coverage factor of approximately 2 sigma (k=2) has been applied to the standard uncertainty to express the expanded uncertainty at approximately 95% confidence level.

This report may not be reproduced, except in full, unless permission for the publication of an approved abstract is obtained in writing from the organization issuing this report.

Correction data from Larson Davis LxT Manual for SoundTrack LxT & SoundExpert Lxt, I770.01 Rev J Supporting Firmware Version 2.301, 2015-04-30

LARSON DAVIS - A PCB PIEZOTRONICS DIV.

1681 West 820 North  
Provo, UT 84601, United States  
716-684-0001



**Certificate Number 2020014198**

For 1/4" microphones, the Larson Davis ADP024 1/4" to 1/2" adaptor is used with the calibrators and the Larson Davis ADP043 1/4" to 1/2" adaptor is used with the preamplifier.

Calibration Check Frequency: 1000 Hz; Reference Sound Pressure Level: 114 dB re 20 µPa

Periodic tests were performed in accordance with procedures from IEC 61672-3:2013 / ANSI/ASA S1.4-2014/Part3.

No Pattern approval for IEC 61672-1:2013 / ANSI/ASA S1.4-2014/Part 1 available.

The sound level meter submitted for testing successfully completed the periodic tests of IEC 61672-3:2013 / ANSI/ASA S1.4-2014/Part 3, for the environmental conditions under which the tests were performed. However, no general statement or conclusion can be made about conformance of the sound level meter to the full specifications of IEC 61672-1:2013 / ANSI/ASA S1.4-2014/Part 1 because (a) evidence was not publicly available, from an independent testing organization responsible for pattern approvals, to demonstrate that the model of sound level meter fully conformed to the class 1 specifications in IEC 61672-1:2013 / ANSI/ASA S1.4-2014/Part 1 or correction data for acoustical test of frequency weighting were not provided in the Instruction Manual and (b) because the periodic tests of IEC 61672-3:2013 / ANSI/ASA S1.4-2014/Part 3 cover only a limited subset of the specifications in IEC 61672-1:2013 / ANSI/ASA S1.4-2014/Part 1.

Standards Used			
Description	Cal Date	Cal Due	Cal Standard
Larson Davis CAL291 Residual Intensity Calibrator	2020-09-18	2021-09-18	001250
Hart Scientific 2626-S Humidity/Temperature Sensor	2020-05-12	2021-05-12	006943
Larson Davis CAL200 Acoustic Calibrator	2020-07-21	2021-07-21	007027
Larson Davis Model 831	2020-03-02	2021-03-02	007182
PCB 377A13 1/2 inch Prepolarized Pressure Microphone	2020-03-05	2021-03-05	007185
SRS DS360 Ultra Low Distortion Generator	2020-04-14	2021-04-14	007635
Larson Davis 1/2" Preamplifier for Model 831 Type 1	2020-10-06	2021-10-06	PCB0004783

**Acoustic Calibration**

Measured according to IEC 61672-3:2013 10 and ANSI S1.4-2014 Part 3: 10

Measurement	Test Result [dB]	Lower Limit [dB]	Upper Limit [dB]	Expanded Uncertainty [dB]	Result
1000 Hz	114.01	113.80	114.20	0.14	Pass

**Loaded Circuit Sensitivity**

Measurement	Test Result [dB re 1 V / Pa]	Lower Limit [dB re 1 V / Pa]	Upper Limit [dB re 1 V / Pa]	Expanded Uncertainty [dB]	Result
1000 Hz	-27.74	-29.61	-26.24	0.14	Pass

-- End of measurement results--



### Acoustic Signal Tests, C-weighting

Measured according to IEC 61672-3:2013 12 and ANSI S1.4-2014 Part 3: 12 using a comparison coupler with Unit Under Test (UUT) and reference SLM using slow time-weighted sound level for compliance to IEC 61672-1:2013 5.5; ANSI S1.4-2014 Part 1: 5.5

Frequency [Hz]	Test Result [dB]	Expected [dB]	Lower Limit [dB]	Upper Limit [dB]	Expanded Uncertainty [dB]	Result
125	-0.18	-0.20	-1.20	0.80	0.23	Pass
1000	0.16	0.00	-0.70	0.70	0.23	Pass
8000	-3.19	-3.00	-5.50	-1.50	0.32	Pass

-- End of measurement results--

### Self-generated Noise

Measured according to IEC 61672-3:2013 11.1 and ANSI S1.4-2014 Part 3: 11.1

Measurement	Test Result [dB]
A-weighted	40.20

-- End of measurement results--

-- End of Report--

Signatory: Ron Harris





## CERTIFICATE OF CALIBRATION

Certificate No.: 20CA1119 02-01

Page: 1 of 2

### Item tested

Description: Acoustical Calibrator (Class 1)  
Manufacturer: Larson Davis  
Type/Model No.: CAL200  
Serial/Equipment No.: 13437  
Adaptors used: -

### Item submitted by

Customer: Lam Environmental Services Limited.  
Address of Customer: -  
Request No.: -  
Date of receipt: 19-Nov-2020

Date of test: 20-Nov-2020

### Reference equipment used in the calibration

Description:	Model:	Serial No.	Expiry Date:	Traceable to:
Lab standard microphone	B&K 4180	2341427	11-May-2021	SCL
Preamplifier	B&K 2673	2743150	03-Jun-2021	CEPREI
Measuring amplifier	B&K 2610	2346941	03-Jun-2021	CEPREI
Signal generator	DS 360	33873	19-May-2021	CEPREI
Digital multi-meter	34401A	US36087050	19-May-2021	CEPREI
Audio analyzer	8903B	GB41300350	18-May-2021	CEPREI
Universal counter	53132A	MY40003662	18-May-2021	CEPREI

### Ambient conditions

Temperature:  $22 \pm 1$  °C  
Relative humidity:  $55 \pm 10$  %  
Air pressure:  $1005 \pm 5$  hPa


### Test specifications

- The Sound Calibrator has been calibrated in accordance with the requirements as specified in IEC 60942 1997 Annex B and the lab calibration procedure SMTP004-CA-156.
- The calibrator was tested with its axis vertical facing downwards at the specific frequency using insert voltage technique.
- The results are rounded to the nearest 0.01 dB and 0.1 Hz and have not been corrected for variations from a reference pressure of 1013.25 hectoPascals as the maker's information indicates that the instrument is insensitive to pressure changes.

### Test results

Details of the performed measurements are presented on page 2 of this certificate.

Approved Signatory:

  
Feng Junqi

Date: 21-Nov-2020

Company Chop:



**Comments:** The results reported in this certificate refer to the condition of the instrument on the date of calibration and carry no implication regarding the long-term stability of the instrument. The results apply to the item as received.



# CERTIFICATE OF CALIBRATION

(Continuation Page)

Certificate No.: 20CA1119 02-01 Page: 2 of 2

## 1, Measured Sound Pressure Level

The output Sound Pressure Level in the calibrator head was measured at the setting and frequency shown using a calibrated laboratory standard microphone and insert voltage technique. The results are given in below with the estimated uncertainties.

Frequency Shown Hz	Output Sound Pressure Level Setting dB	Measured Output Sound Pressure Level dB	(Output level in dB re 20 $\mu$ Pa)
			Estimated Expanded Uncertainty dB
1000	94.00	93.66	0.10

## 2, Sound Pressure Level Stability - Short Term Fluctuations

The Short Term Fluctuations was determined by measuring the maximum and minimum of the fast weighted DC output of the B&K 2610 measuring amplifier over a 20 second time interval as required in the standard. The Short Term Fluctuation was found to be:

At 1000 Hz STF = 0.013 dB

Estimated expanded uncertainty 0.005 dB

## 3, Actual Output Frequency

The determination of actual output frequency was made using a B&K 4180 microphone together with a B&K 2673 preamplifier connected to a B&K 2610 measuring amplifier. The AC output of the B&K 2610 was taken to an universal counter which was used to determine the frequency averaged over 20 second of operation as required by the standard. The actual output frequency at 1 KHz was:

At 1000 Hz Actual Frequency = 1000.1 Hz

Estimated expanded uncertainty 0.1 Hz Coverage factor k = 2.2

## 4, Total Noise and Distortion

For the Total Noise and Distortion measurement, the unfiltered AC output of the B&K 2610 measuring amplifier was connected to an Agilent Type 8903 B distortion analyser. The TND result at 1 KHz was:

At 1000 Hz TND = 0.5%

Estimated expanded uncertainty 0.7 %

The expanded uncertainties have been calculated in accordance with the ISO Publication "Guide to the expression of uncertainty in measurement", and gives an interval estimated to have a level of confidence of 95%. A coverage factor of 2 is assumed unless explicitly stated.

- End -

Calibrated by:

Date:

Fung Chi Yip  
20-Nov-2020

Checked by:

Date:

Feng Junqi  
21-Nov-2020

The standard(s) and equipment used in the calibration are traceable to national or international recognised standards and are calibrated on a schedule to maintain the required accuracy level.



Portable Dust Meter Performance Check Record

Portable Dust Meter

Type : Particulate Monitor
Manufacturer : Metone AEROCET 831
Model Number : 831
Serial Number : Y23153
Performance Check Date : 29-Dec-20

Standard Equipment

Type : High Volume Sampler
Manufacturer : TISCH
Model Number : TE-5170
Equipment Number : HVS000
Last Calibration Date : 28-Dec-20

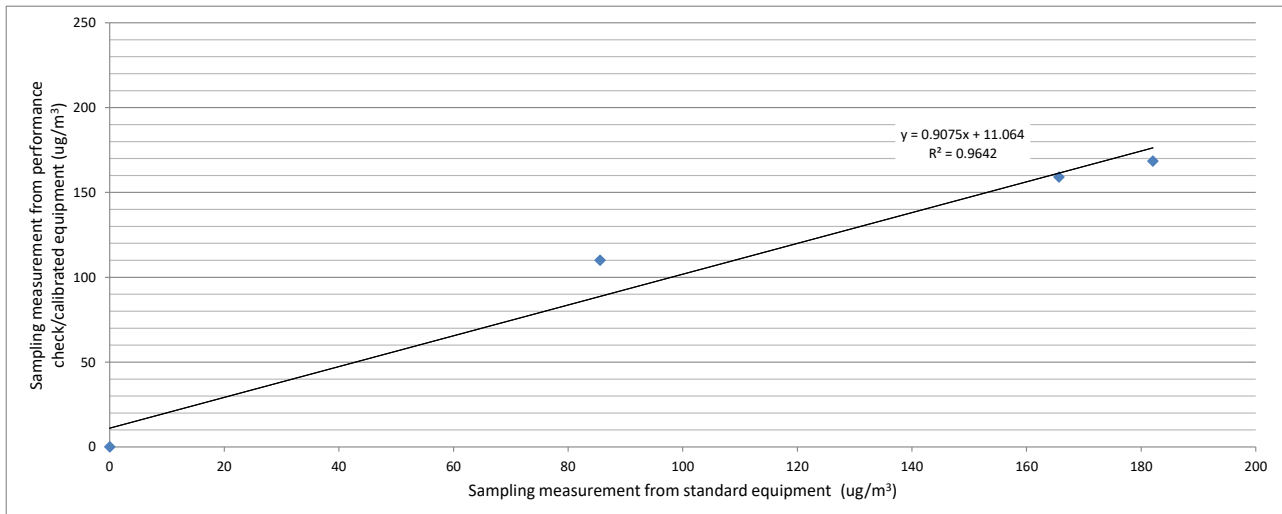
Portable Dust Meter Performance Check Results

Table with 6 columns: Trial no. in 1-hr period, Time, Mean Pressure (hPa), Mean Temp (°C), Concentration in ug/m³ (Standard equipment) (X - Axis), Concentration in ug/m³ (Performance Check / Calibrated equipment) (Y - Axis). Rows include Zero Check and trials 1, 2, 3.

\* Filter paper weighting was conducted by HOKLAS accredited laboratory.

Linear Regression of Y on X

Slope (K- factor) : 1.1000
Correlation Coefficient : 0.9819
Validity of Performance Check / Calibration Record : 29/12/2021



Operator: Henry Lau

Date: 29-Dec-20

Checked by: James Chu

Date: 30-Dec-20



Portable Dust Meter Performance Check Record

Portable Dust Meter

Type : Particulate Monitor
Manufacturer : Metone AEROCET 831
Model Number : 831
Serial Number : Y23154
Performance Check Date : 29-Dec-20

Standard Equipment

Type : High Volume Sampler
Manufacturer : TISCH
Model Number : TE-5170
Equipment Number : HVS000
Last Calibration Date : 28-Dec-20

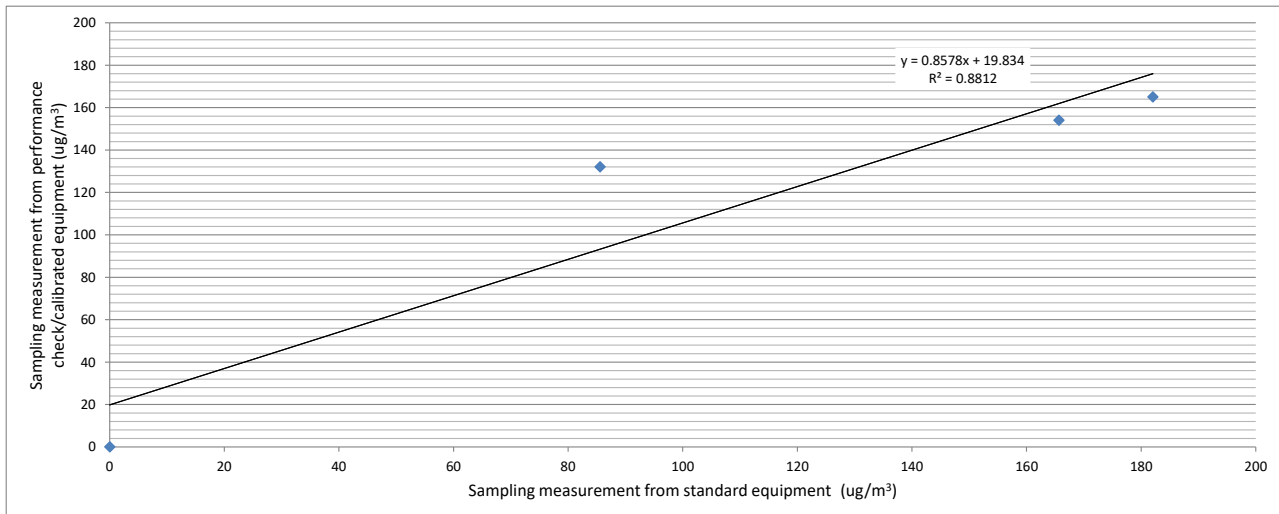
Portable Dust Meter Performance Check Results

Table with 6 columns: Trial no. in 1-hr period, Time, Mean Pressure (hPa), Mean Temp (°C), Concentration in ug/m³ (Standard equipment), Concentration in ug/m³ (Performance Check / Calibrated equipment). Rows include Zero Check and three trials on 29/12/2020.

\* Filter paper weighting was conducted by HOKLAS accredited laboratory.

Linear Regression of Y on X

Slope (K- factor) : 1.1000
Correlation Coefficient : 0.9387
Validity of Performance Check / Calibration Record : 29/12/2021



Operator: Henry Lau

Date: 29-Dec-20

Checked by: James Chu

Date: 30-Dec-20



Portable Dust Meter Performance Check Record

Portable Dust Meter

Type : Particulate Monitor
Manufacturer : Metone AEROCET 831
Model Number : 831
Serial Number : W16848
Performance Check Date : 29-Dec-20

Standard Equipment

Type : High Volume Sampler
Manufacturer : TISCH
Model Number : TE-5170
Equipment Number : HVS000
Last Calibration Date : 28-Dec-20

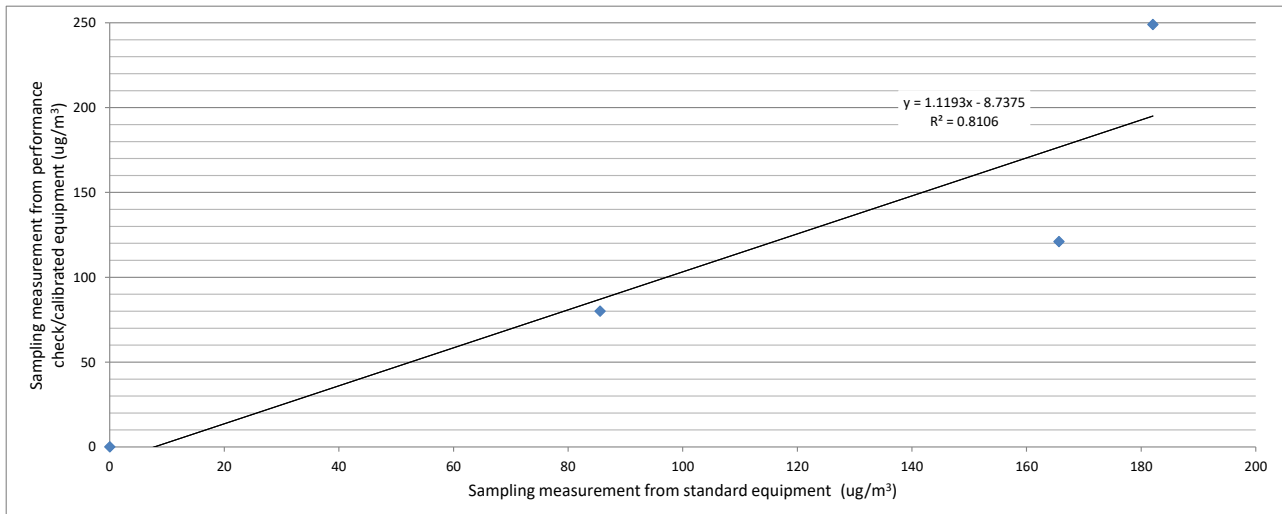
Portable Dust Meter Performance Check Results

Table with 6 columns: Trial no. in 1-hr period, Time, Mean Pressure (hPa), Mean Temp (°C), Concentration in ug/m³ (Standard equipment), Concentration in ug/m³ (Performance Check / Calibrated equipment). Rows include Zero Check and three trials.

\* Filter paper weighting was conducted by HOKLAS accredited laboratory.

Linear Regression of Y on X

Slope (K- factor) : 0.8000
Correlation Coefficient : 0.9003
Validity of Performance Check / Calibration Record : 29/12/2021



Operator: Henry Lau

Date: 29-Dec-20

Checked by: James Chu

Date: 30-Dec-20





Portable Dust Meter Performance Check Record

Portable Dust Meter

Type : Particulate Monitor
Manufacturer : Metone AEROCET 831
Model Number : 831
Serial Number : W15448
Performance Check Date : 03-Nov-20

Standard Equipment

Type : High Volume Sampler
Manufacturer : TISCH
Model Number : TE-5170
Equipment Number : HVS018
Last Calibration Date : 08-Sep-20

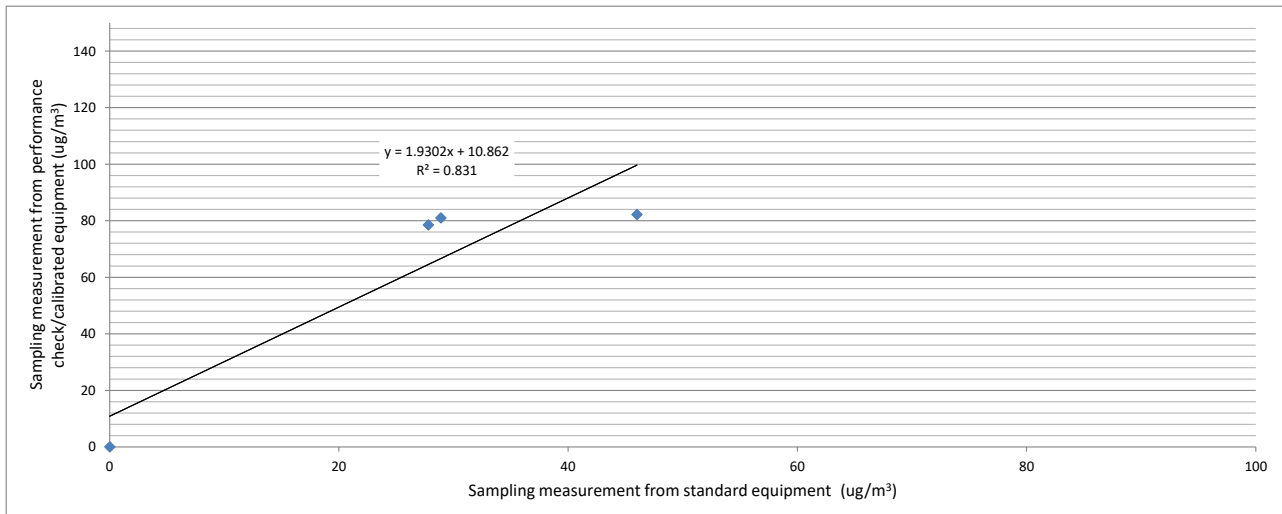
Portable Dust Meter Performance Check Results

Table with 6 columns: Trial no. in 1-hr period, Time, Mean Pressure (hPa), Mean Temp (°C), Concentration in ug/m³ (Standard equipment), Concentration in ug/m³ (Performance Check / Calibrated equipment). Rows include Zero Check and trials 1, 2, 3.

\* Filter paper weighting was conducted by HOKLAS accredited laboratory.

Linear Regression of Y on X

Slope (K- factor) : 0.5000
Correlation Coefficient : 0.9116
Validity of Performance Check / Calibration Record : 3/11/2021



Operator: Alan Ng

Date: 03-Nov-20

Checked by: James Chu

Date: 04-Nov-20



Portable Dust Meter Performance Check Record

Portable Dust Meter

Type : Particulate Monitor
Manufacturer : Metone AEROCET 831
Model Number : BT-645
Serial Number : X19295
Performance Check Date : 20-Apr-21

Standard Equipment

Type : High Volume Sampler
Manufacturer : TISCH
Model Number : TE-5170
Equipment Number : HVS018
Last Calibration Date : 20-Apr-21

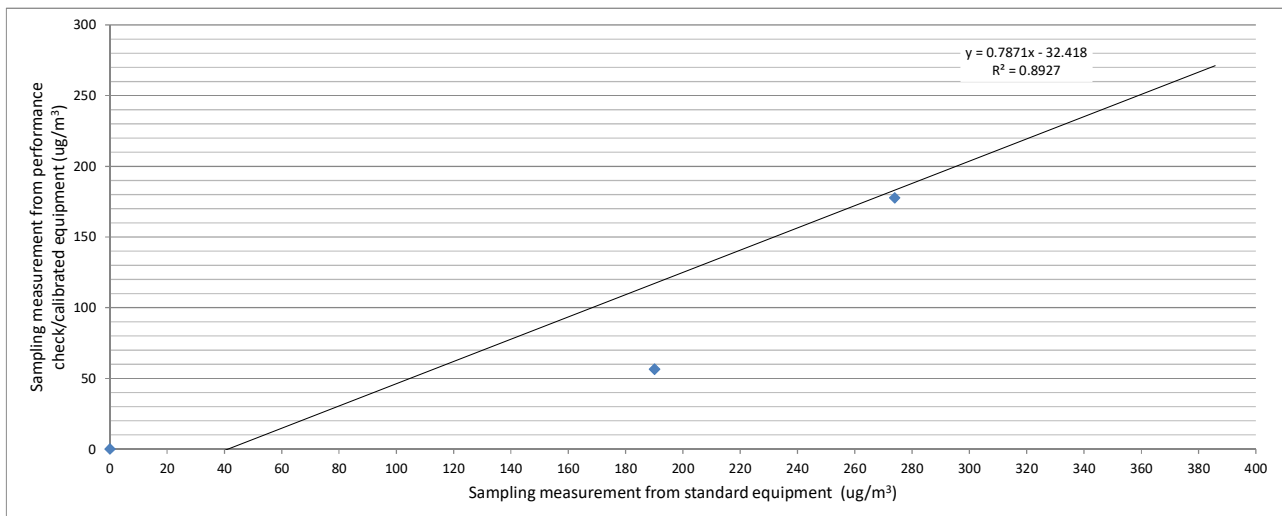
Portable Dust Meter Performance Check Results

Table with 6 columns: Trial no. in 1-hr period, Time, Mean Pressure (hPa), Mean Temp (°C), Concentration in ug/m³ (Standard equipment), Concentration in ug/m³ (Performance Check / Calibrated equipment). Rows include Zero Check and three trials on 20/4/2021.

\* Filter paper weighting was conducted by HOKLAS accredited laboratory.

Linear Regression of Y on X

Slope (K- factor) : 1.2000
Correlation Coefficient : 0.9448
Validity of Performance Check / Calibration Record : 20/4/2022



Operator: Alan Ng

Date: 20-Apr-21

Checked by: James Chu

Date: 21-Apr-21



Portable Dust Meter Performance Check Record

Portable Dust Meter

Type : Particulate Monitor
Manufacturer : Metone AEROCET 831
Model Number : BT-645
Serial Number : X19296
Performance Check Date : 16-Sep-20

Standard Equipment

Type : High Volume Sampler
Manufacturer : TISCH
Model Number : TE-5170
Equipment Number : HVS000
Last Calibration Date : 17-Aug-20

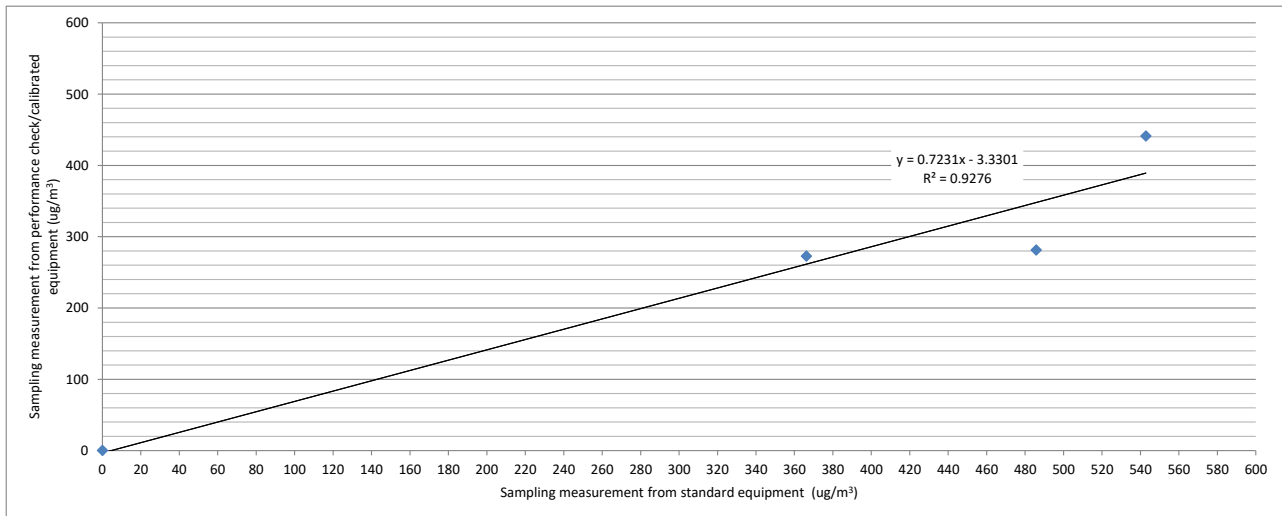
Portable Dust Meter Performance Check Results

Table with 6 columns: Trial no. in 1-hr period, Time, Mean Pressure (hPa), Mean Temp (°C), Concentration in ug/m³ (Standard equipment) (X - Axis), Concentration in ug/m³ (Performance Check / Calibrated equipment) (Y - Axis). Rows include Zero Check and three trials on 16/9/2020.

\* Filter paper weighting was conducted by HOKLAS accredited laboratory.

Linear Regression of Y on X

Slope (K- factor) : 1.3000
Correlation Coefficient : 0.9631
Validity of Performance Check / Calibration Record : 16/9/2021



Operator: Henry Lau

Date: 16-Sep-20

Checked by: James Chu

Date: 17-Sep-20



Portable Dust Meter Performance Check Record

Portable Dust Meter

Type : Particulate Monitor
Manufacturer : Metone AEROCET 831
Model Number : BT-645
Serial Number : X19297
Performance Check Date : 20-Apr-21

Standard Equipment

Type : High Volume Sampler
Manufacturer : TISCH
Model Number : TE-5170
Equipment Number : HVS018
Last Calibration Date : 20-Apr-21

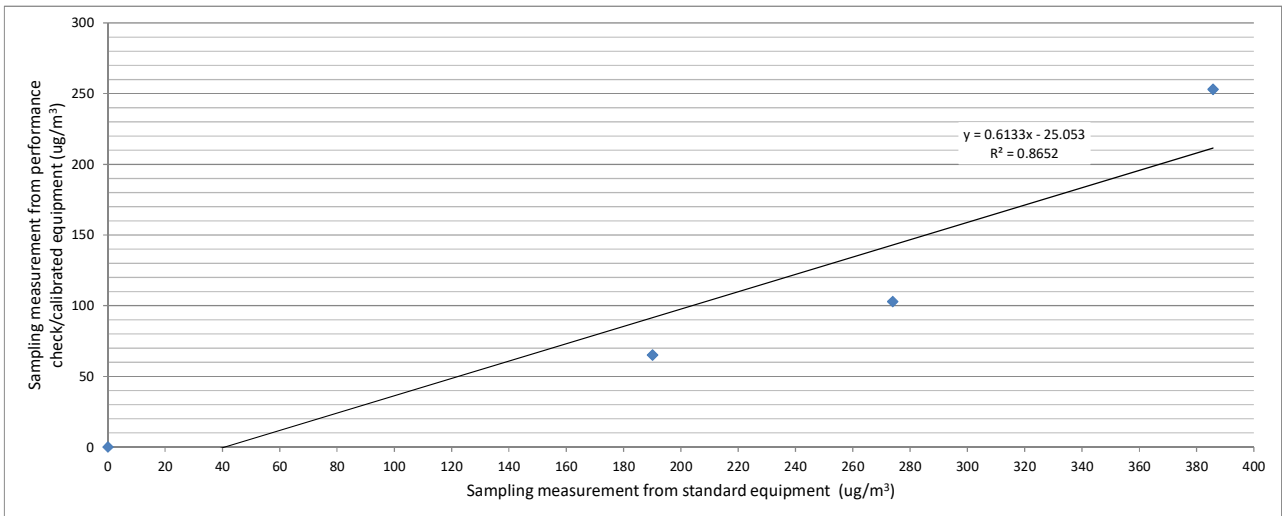
Portable Dust Meter Performance Check Results

Table with 6 columns: Trial no. in 1-hr period, Time, Mean Pressure (hPa), Mean Temp (°C), Concentration in ug/m³ (Standard equipment) (X - Axis), Concentration in ug/m³ (Performance Check / Calibrated equipment) (Y - Axis). Rows include Zero Check and trials 1, 2, 3.

\* Filter paper weighting was conducted by HOKLAS accredited laboratory.

Linear Regression of Y on X

Slope (K- factor) : 1.5000
Correlation Coefficient : 0.9302
Validity of Performance Check / Calibration Record : 20/4/2022



Operator: Alan Ng

Date: 20-Apr-21

Checked by: James Chu

Date: 21-Apr-21



Portable Dust Meter Performance Check Record

Portable Dust Meter

Type : Particulate Monitor
Manufacturer : Metone AEROCET 831
Model Number : BT-645
Serial Number : X19298
Performance Check Date : 22-Mar-21

Standard Equipment

Type : High Volume Sampler
Manufacturer : TISCH
Model Number : TE-5170
Equipment Number : HVS018
Last Calibration Date : 08-Mar-21

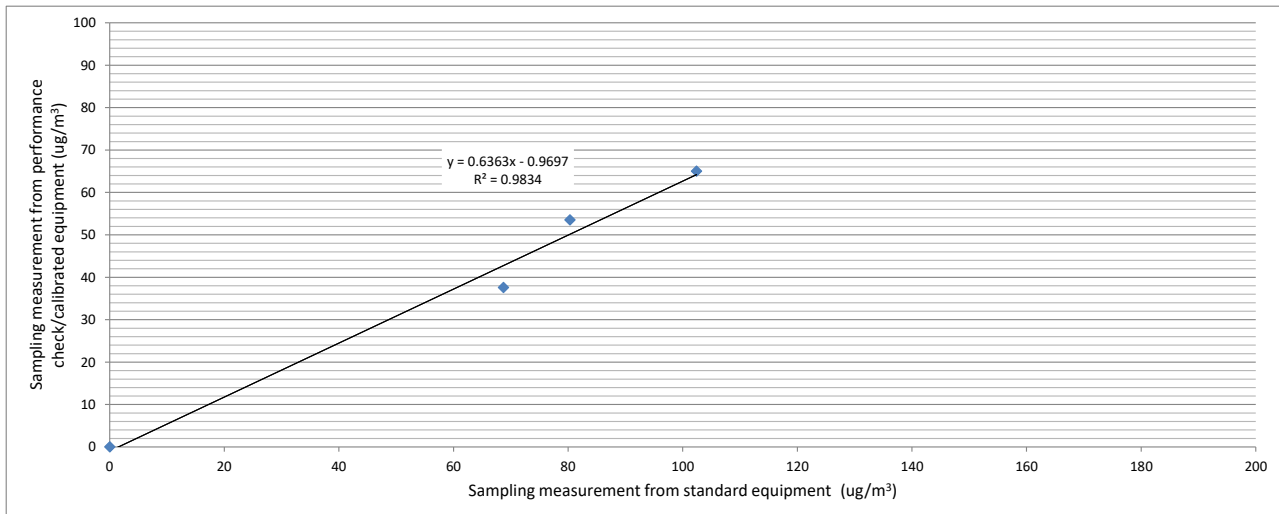
Portable Dust Meter Performance Check Results

Table with 6 columns: Trial no. in 1-hr period, Time, Mean Pressure (hPa), Mean Temp (°C), Concentration in ug/m³ (Standard equipment), Concentration in ug/m³ (Performance Check / Calibrated equipment). Rows include Zero Check and trials 1, 2, 3.

\* Filter paper weighting was conducted by HOKLAS accredited laboratory.

Linear Regression of Y on X

Slope (K- factor) : 1.6000
Correlation Coefficient : 0.9917
Validity of Performance Check / Calibration Record : 22/3/2022



Operator: Alan Ng

Date: 22-Mar-21

Checked by: James Chu

Date: 23-Mar-21



**Portable Dust Meter Performance Check Record**

**Portable Dust Meter**

Type : Particulare Monitor  
 Manufacturer : Metone AEROCET 831  
 Model Number : 831  
 Serial Number : Y23160  
 Performance Check Date : 29-Dec-20

**Standard Equipment**

Type : High Volume Sampler  
 Manufacturer : TISCH  
 Model Number : TE-5170  
 Equipment Number : HVS000  
 Last Calibration Date : 28-Dec-20

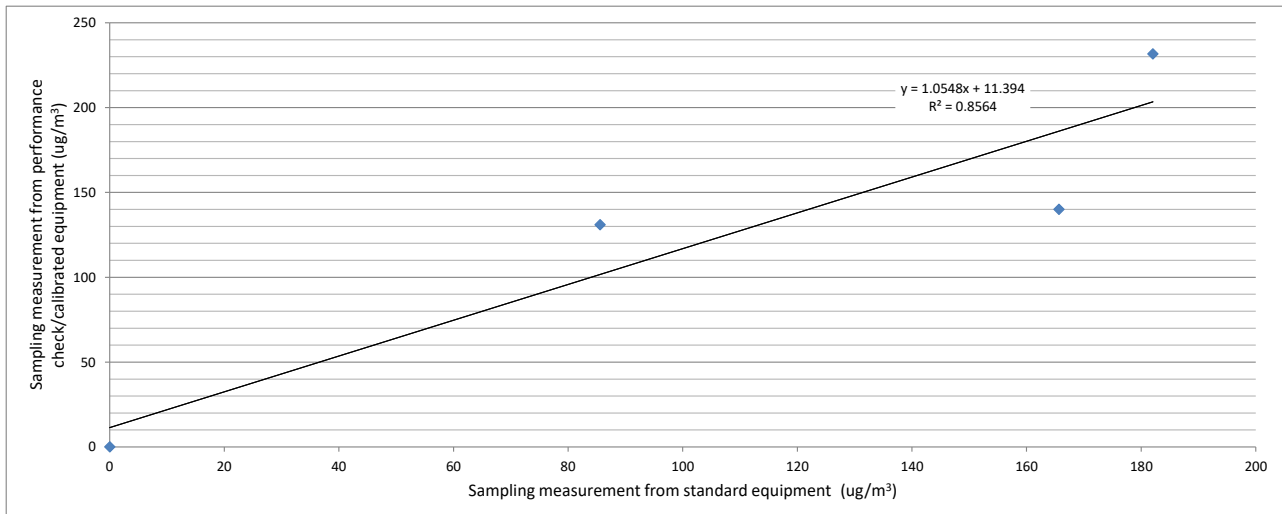
**Portable Dust Meter Performance Check Results**

Trial no. in 1-hr period	Time	Mean Pressure (hPa)	Mean Temp (°C)	Concentration in ug/m <sup>3</sup> (Standard equipment) (X - Axis)	Concentration in ug/m <sup>3</sup> (Performance Check / Calibrated equipment) (Y - Axis)
Zero Check	28/12/2020 08:00	0	0	0	0
1	29/12/2020 08:04	1015	21	182	232
2	29/12/2020 09:05	1015	21	166	140
3	29/12/2020 10:06	1015	21	86	131

\* Filter paper weighting was conducted by HOKLAS accredited laboratory.

**Linear Regression of Y on X**

Slope (K- factor) : 0.9000  
 Correlation Coefficient : 0.9254  
 Validity of Performance Check / Calibration Record : 29/12/2021



Operator: Henry Lau

Date: 29-Dec-20

Checked by: James Chu

Date: 30-Dec-20



# Certificate of Calibration

*BT-645  
 Particulate Monitor*

*Recommended calibration interval is 24 months from first day of use.*

<b>Unit Info</b>	<b>Model:</b>	<u>BT-645</u>	<b>81865</b>	<b>Firmware Rev:</b>	<u>1.2.0</u>
	<b>Serial Number:</b>	<u>R22586</u>		<b>81113</b>	<u>0.2.5</u>
	<b>Calibrated By:</b>	<u>J. Chester</u> <i>AT1</i>		<b>Cal. Date:</b>	<u>04/13/2021</u>
	<b>Quality Inspector:</b>	<u><i>AT6</i></u>		<b>Date:</b>	<u>APR 15 2021</u>
	<b>Calibration Hz/<math>\mu</math>g/m<sup>3</sup>:</b>	<u>6.06</u>			

<b>Final Test</b>	<b>Flow (2.0 L/min):</b>	<u>Pass</u>	<b>Ambient Temp (C):</b>	<u>23</u>
	<b>Serial Communication:</b>	<u>Pass</u>	<b>RH (%):</b>	<u>24</u>
	<b>Concentration:</b>	<u>370</u>	<b>Standard:</b>	<u>372</u>

**Calibration Standards**

Standards	Manufacturer	Model	SN	Cal Due Date
DMM	Fluke	189	92130180	10/26/2021
Temp/Humidity	Met One Instruments	083E-1-6	R20313	09/17/21
Flow Meter	TSI	4000	40419545007	11/21/2021
LD-3B	SIBATA	LD-3B	476795	06/29/2021

*The standards used for this calibration have accuracy equal to or greater than the instrument tested. These standards are on record and traceable to NIST to the extent allowed by the institute's calibration facility. Unless otherwise stated, all instruments are calibrated to meet the manufacturer's published specifications. The Calibration system complies with MIL-STD-45662A.*



## REPORT OF EQUIPMENT PERFORMANCE CHECK/CALIBRATION

**CONTACT:** HENRY LAU  
**CLIENT:** LAM GEOTECHNICS LIMITED  
**ADDRESS:** 19/F, REMEX CENTRE,  
42 WONG CHUK HANG ROAD  
HONG KONG

**WORK ORDER:** HK2115810  
**SUB- BATCH:** 0  
**LABORATORY:** HONG KONG  
**DATE RECEIVED:** 21-Apr-2021  
**DATE OF ISSUE:** 28-Apr-2021

### SPECIFIC COMMENTS

Equipment information (Brand name, Model No., Serial No. and Equipment No.) is provided by client. The performance of the equipment stated in this report is checked with independent reference material and results compared against a calibrated secondary source.

The "Tolerance Limit" quoted is the acceptance criteria applicable for similar equipment used by the laboratory or quoted from relevant international standards.

The "Next Calibration Date" is recommended according to best practice principle as practised by the laboratory or quoted from relevant international standards.

The validity of equipment/ meter performance only applies to the result(s) stated in the report.

Equipment Type: Multifunctional Meter  
Service Nature: Performance Check  
Scope: Dissolved Oxygen, pH Value, Salinity and Temperature  
Brand Name/ Model No.: [YSI]/ [Professional Plus]  
Serial No./ Equipment No.: [17G100383/ 17F100236]/ [N/A]  
Date of Calibration: 27- April- 2021

### GENERAL COMMENTS

This is the Final Report and supersedes any preliminary report with this batch number.

Mr Chan Siu Ming, Vico  
Manager - Inorganic

*This report may not be reproduced except with prior written approval from ALS Technichem (HK) Pty Ltd.*



# REPORT OF EQUIPMENT PERFORMANCE CHECK/CALIBRATION



**WORK ORDER:** HK2115810  
**SUB- BATCH:** 0  
**DATE OF ISSUE:** 28-Apr-2021  
**CLIENT:** LAM GEOTECHNICS LIMITED

**Equipment Type:** Multifunctional Meter  
**Brand Name/** [YSI]/ [Professional Plus]  
**Model No.:**  
**Serial No./** [17G100383/ 17F100236]/ [N/A]  
**Equipment No.:**  
**Date of Calibration:** 27-April-2021 **Date of Next Calibration:** 27-July-2021

**PARAMETERS:**

**Dissolved Oxygen** Method Ref: APHA (21st edition), 4500O: G

Expected Reading (mg/L)	Displayed Reading (mg/L)	Tolerance (mg/L)
3.52	3.46	- 0.06
5.94	5.83	- 0.11
7.12	7.01	- 0.11
	Tolerance Limit (mg/L)	± 0.20

**pH Value** Method Ref: APHA (21st edition), 4500H: B

Expected Reading (pH unit)	Displayed Reading (pH unit)	Tolerance (pH unit)
4.0	4.16	+ 0.16
7.0	7.12	+ 0.12
10.0	9.89	- 0.11
	Tolerance Limit (pH unit)	± 0.20

Calibration Solution\*: pH4 buffer, Fluka, ENV 11637  
 pH7 buffer, Fluka, ENV 11638  
 pH10 buffer, Fluka, ENV 11639

**Salinity** Method Ref: APHA (21st edition), 2520B

Expected Reading (ppt)	Displayed Reading (ppt)	Tolerance (%)
0	0.02	--
10	9.97	- 0.3
20	19.89	- 0.5
30	30.08	+ 0.3
	Tolerance Limit (%)	± 10.0

**Reference Thermometer:** 10268

\* The calibration solutions do not have Certificate of Analysis.

Remark: "Displayed Reading" presents the figures shown on item under calibration / checking regardless of equipment precision or significant figures.

Mr Chan Siu Ming, Vico  
 Manager - Inorganic

# REPORT OF EQUIPMENT PERFORMANCE CHECK/CALIBRATION



WORK ORDER: HK2115810  
SUB- BATCH: 0  
DATE OF ISSUE: 28- Apr- 2021  
CLIENT: LAM GEOTECHNICS LIMITED

Equipment Type: Multifunctional Meter  
Brand Name/ Model No.: [YSI]/ [Professional Plus]  
Serial No./ Equipment No.: [17G100383/ 17F100236]/ [N/A]  
Date of Calibration: 27- April- 2021 Date of Next Calibration: 27- July- 2021

## PARAMETERS:

### Temperature

Method Ref: Section 6 of International Accreditation New Zealand Technical Guide No. 3 Second edition March 2008: Working Thermometer Calibration Procedure.

Expected Reading (°C)	Displayed Reading (°C)	Tolerance (°C)
10.5	10.3	- 0.2
21.0	20.7	- 0.3
40.5	40.2	- 0.3
	Tolerance Limit (°C)	± 2.0

Reference Thermometer: 1250

\* The calibration solutions do not have Certificate of Analysis.

Remark: "Displayed Reading" presents the figures shown on item under calibration / checking regardless of equipment precision or significant figures.

Mr Chan Siu Ming, Vico  
Manager - Inorganic



## REPORT OF EQUIPMENT PERFORMANCE CHECK/CALIBRATION

CONTACT: HENRY LAU  
CLIENT: LAM GEOTECHNICS LIMITED  
ADDRESS: 19/F, REMEX CENTRE,  
42 WONG CHUK HANG ROAD  
HONG KONG

WORK ORDER: HK2128335  
SUB-BATCH: 0  
LABORATORY: HONG KONG  
DATE RECEIVED: 14-Jul-2021  
DATE OF ISSUE: 22-Jul-2021

### SPECIFIC COMMENTS

Equipment information (Brand name, Model No., Serial No. and Equipment No.) is provided by client. The performance of the equipment stated in this report is checked with independent reference material and results compared against a calibrated secondary source. The "Tolerance Limit" quoted is the acceptance criteria applicable for similar equipment used by the laboratory or quoted from relevant international standards. The "Next Calibration Date" is recommended according to best practice principle as practised by the laboratory or quoted from relevant international standards. The validity of equipment/ meter performance only applies to the result(s) stated in the report.

Equipment Type: Multifunctional Meter  
Service Nature: Performance Check  
Scope: Dissolved Oxygen, pH Value, Salinity and Temperature  
Brand Name/ Model No.: [YSI]/ [Professional Plus]  
Serial No./ Equipment No.: [16J100298]/ [N/A]  
Date of Calibration: 20-July-2021

### GENERAL COMMENTS

This is the Final Report and supersedes any preliminary report with this batch number.

Ms. Lin Wai Yu, Iris  
Assistant Manager - Inorganic

*This report may not be reproduced except with prior written approval from ALS Technichem (HK) Pty Ltd.*

# REPORT OF EQUIPMENT PERFORMANCE CHECK/CALIBRATION



WORK ORDER: HK2128335  
 SUB-BATCH: 0  
 DATE OF ISSUE: 22-Jul-2021  
 CLIENT: LAM GEOTECHNICS LIMITED

Equipment Type: Multifunctional Meter  
 Brand Name/ Model No.: [YSI]/ [Professional Plus]  
 Serial No./ Equipment No.: [16J100298]/ [N/A]  
 Date of Calibration: 20-July-2021                      Date of Next Calibration: 20-October-2021

PARAMETERS:

Dissolved Oxygen      Method Ref: APHA (21st edition), 4500O: G

Expected Reading (mg/L)	Displayed Reading (mg/L)	Tolerance (mg/L)
3.01	3.10	+0.09
5.25	5.38	+0.13
7.95	7.80	-0.15
	Tolerance Limit (mg/L)	±0.20

pH Value                      Method Ref: APHA (21st edition), 4500H: B

Expected Reading (pH unit)	Displayed Reading (pH unit)	Tolerance (pH unit)
4.0	3.99	-0.01
7.0	6.97	-0.03
10.0	9.96	-0.04
	Tolerance Limit (pH unit)	±0.20

Salinity                      Method Ref: APHA (21st edition), 2520B

Expected Reading (ppt)	Displayed Reading (ppt)	Tolerance (%)
0	0.00	--
10	10.05	+0.5
20	19.59	-2.1
30	28.53	-4.9
	Tolerance Limit (%)	±10.0

Remark: "Displayed Reading" presents the figures shown on item under calibration / checking regardless of equipment precision or significant figures.

Ms. Lin Wai Yu, Iris  
 Assistant Manager - Inorganic

# REPORT OF EQUIPMENT PERFORMANCE CHECK/CALIBRATION



WORK ORDER: HK2128335  
SUB-BATCH: 0  
DATE OF ISSUE: 22-Jul-2021  
CLIENT: LAM GEOTECHNICS LIMITED

Equipment Type: Multifunctional Meter  
Brand Name/ Model No.: [YSI]/ [Professional Plus]  
Serial No./ Equipment No.: [16J100298]/ [N/A]  
Date of Calibration: 20-July-2021      Date of Next Calibration: 20-October-2021

## PARAMETERS:

Temperature      Method Ref: Section 6 of International Accreditation New Zealand Technical Guide No. 3 Second edition March 2008: Working Thermometer Calibration Procedure.

Expected Reading (°C)	Displayed Reading (°C)	Tolerance (°C)
10.0	10.0	+0.0
19.0	18.8	-0.2
40.0	39.6	-0.4
	Tolerance Limit (°C)	±2.0

Remark: "Displayed Reading" presents the figures shown on item under calibration / checking regardless of equipment precision or significant figures.

A handwritten signature in blue ink, appearing to read 'Iris'.

Ms. Lin Wai Yu, Iris  
Assistant Manager - Inorganic





REPORT OF EQUIPMENT PERFORMANCE CHECK / CALIBRATION

WORK ORDER: 22777053-D15B5302  
DATE OF ISSUE: 23/04/2021  
CLIENT: LAM ENVIRONMENTAL SERVICES

Equipment Type:	Turbidimeter
Brand Name:	Xin Rui
Model No.:	WGZ-3B
Serial No.:	2005060
Equipment No.:	---
Date of Calibration:	23/04/2021
Date of next Calibration:	24/07/2021
Lab I.D.:	H210036-02

Parameters:

Turbidity

Method Ref: APHA 22<sup>nd</sup> ed. 2130B

Expected Reading (NTU)	Display Reading (NTU)	Tolerance
0	0.00	---
4	4.00	0.0%
10	9.98	-0.2%
40	39.99	0.0%
100	99.99	0.0%
400	403	0.7%
1000	1005	0.5%
	Tolerance Limit (±)	10%

Remark: "Displayed Reading" presents the figures shown on item under calibration/checking regardless of equipment precision or significant figures.







**REPORT OF EQUIPMENT PERFORMANCE CHECK / CALIBRATION**

**WORK ORDER:** 22777053-D28B4001  
**DATE OF ISSUE:** 17/05/2021  
**CLIENT:** LAM ENVIRONMENTAL SERVICES

<b>Equipment Type:</b>	Turbidimeter
<b>Brand Name:</b>	Xin Rui
<b>Model No.:</b>	WGZ-3B
<b>Serial No.:</b>	1807063
<b>Equipment No.:</b>	---
<b>Date of Calibration:</b>	17/05/2021
<b>Date of next Calibration:</b>	17/08/2021
<b>Lab I.D.:</b>	H210042-01

**Parameters:**

**Turbidity**

Method Ref: APHA 22<sup>nd</sup> ed. 2130B

Expected Reading (NTU)	Display Reading (NTU)	Tolerance
0	0.00	---
4	3.94	-1.5%
10	9.89	-1.1%
40	39.99	0.0%
100	100.00	0.0%
400	400	0.0%
1000	1000	0.0%
	Tolerance Limit ( $\pm$ )	10%

Remark: "Displayed Reading" presents the figures shown on item under calibration/checking regardless of equipment precision or significant figures.