



Report on 1-hour TSP monitoring at NCWBR\_AMS-1 - Shun Lee Fire Station

Action Level ( $\mu\text{g}/\text{m}^3$ ) - 284.4  
Limit Level ( $\mu\text{g}/\text{m}^3$ ) - 500.0

Date	Weather Condition	Time	Mass Concentration ( $\mu\text{g}/\text{m}^3$ )
2-Aug-21	Fine	9:44	65.7
2-Aug-21	Fine	10:45	25.3
2-Aug-21	Fine	13:00	33.3
7-Aug-21	Fine	8:06	16.4
7-Aug-21	Fine	9:07	15.3
7-Aug-21	Fine	10:08	18.1
13-Aug-21	Fine	8:58	41.0
13-Aug-21	Fine	9:59	26.7
13-Aug-21	Fine	11:00	22.9
19-Aug-21	Fine	8:00	11.4
19-Aug-21	Fine	9:01	9.6
19-Aug-21	Fine	10:02	9.4
25-Aug-21	Fine	10:32	25.5
25-Aug-21	Fine	13:00	20.1
25-Aug-21	Fine	14:01	11.5
31-Aug-21	Fine	9:00	20.4
31-Aug-21	Fine	10:01	21.9
31-Aug-21	Fine	13:00	27.0



Report on 1-hour TSP monitoring at NCWBR\_AMS-2 - Shun Lee Estate Lee Hang House

Action Level ( $\mu\text{g}/\text{m}^3$ ) - 282.4  
Limit Level ( $\mu\text{g}/\text{m}^3$ ) - 500.0

Date	Weather Condition	Time	Mass Concentration ( $\mu\text{g}/\text{m}^3$ )
2-Aug-21	Fine	9:43	29.8
2-Aug-21	Fine	10:44	20.6
2-Aug-21	Fine	13:00	16.2
7-Aug-21	Fine	8:30	56.9
7-Aug-21	Fine	9:31	54.1
7-Aug-21	Fine	10:32	58.5
13-Aug-21	Fine	8:18	14.4
13-Aug-21	Fine	9:19	12.3
13-Aug-21	Fine	10:20	13.8
19-Aug-21	Fine	8:00	19.0
19-Aug-21	Fine	9:01	16.5
19-Aug-21	Fine	10:02	17.0
25-Aug-21	Fine	10:31	13.0
25-Aug-21	Fine	13:00	13.8
25-Aug-21	Fine	14:01	13.9
31-Aug-21	Fine	8:01	22.5
31-Aug-21	Fine	9:02	18.5
31-Aug-21	Fine	10:03	33.8



Report on 1-hour TSP monitoring at NCWBR\_AMS-3 - Shun Lee Disciplined Services  
Quarters (Block 6)  
Action Level ( $\mu\text{g}/\text{m}^3$ ) - 287.9  
Limit Level ( $\mu\text{g}/\text{m}^3$ ) - 500.0

Date	Weather Condition	Time	Mass Concentration ( $\mu\text{g}/\text{m}^3$ )
2-Aug-21	Fine	9:46	35.4
2-Aug-21	Fine	10:47	21.9
2-Aug-21	Fine	13:00	18.0
7-Aug-21	Fine	8:29	36.3
7-Aug-21	Fine	9:30	38.5
7-Aug-21	Fine	10:30	40.3
13-Aug-21	Fine	8:29	9.5
13-Aug-21	Fine	9:30	8.7
13-Aug-21	Fine	10:30	16.3
19-Aug-21	Fine	8:00	24.1
19-Aug-21	Fine	9:01	17.4
19-Aug-21	Fine	10:02	14.1
25-Aug-21	Fine	10:28	24.1
25-Aug-21	Fine	13:00	23.7
25-Aug-21	Fine	14:01	24.2
31-Aug-21	Fine	9:09	12.1
31-Aug-21	Fine	10:10	12.8
31-Aug-21	Fine	13:00	17.7



Report on 1-hour TSP monitoring at NCWBR\_AMS-4 - Sienna Garden

Action Level ( $\mu\text{g}/\text{m}^3$ ) - 281.6  
Limit Level ( $\mu\text{g}/\text{m}^3$ ) - 500.0

Date	Weather Condition	Time	Mass Concentration ( $\mu\text{g}/\text{m}^3$ )
2-Aug-21	Fine	9:28	16.1
2-Aug-21	Fine	10:29	19.7
2-Aug-21	Fine	13:00	20.3
7-Aug-21	Fine	8:52	73.4
7-Aug-21	Fine	9:53	70.9
7-Aug-21	Fine	10:54	72.9
13-Aug-21	Fine	8:31	51.2
13-Aug-21	Fine	9:32	15.3
13-Aug-21	Fine	10:33	31.5
19-Aug-21	Fine	8:11	31.4
19-Aug-21	Fine	9:12	18.2
19-Aug-21	Fine	10:13	14.3
25-Aug-21	Fine	10:39	17.0
25-Aug-21	Fine	13:00	17.8
25-Aug-21	Fine	14:01	17.4
31-Aug-21	Fine	9:00	35.1
31-Aug-21	Fine	10:01	41.9
31-Aug-21	Fine	11:02	68.7



Report on 1-hour TSP monitoring at NCWBR\_AMS-5 - Shun Chi Court Shun Fung House

Action Level ( $\mu\text{g}/\text{m}^3$ ) - 270.0  
Limit Level ( $\mu\text{g}/\text{m}^3$ ) - 500.0

Date	Weather Condition	Time	Mass Concentration ( $\mu\text{g}/\text{m}^3$ )
2-Aug-21	Fine	9:48	42.0
2-Aug-21	Fine	10:49	15.4
2-Aug-21	Fine	13:00	25.2
7-Aug-21	Fine	8:51	29.3
7-Aug-21	Fine	9:52	27.0
7-Aug-21	Fine	10:52	21.1
13-Aug-21	Fine	13:00	21.7
13-Aug-21	Fine	14:01	17.2
13-Aug-21	Fine	15:02	35.1
19-Aug-21	Fine	8:00	24.0
19-Aug-21	Fine	9:01	20.0
19-Aug-21	Fine	10:02	18.0
25-Aug-21	Fine	10:00	11.6
25-Aug-21	Fine	11:01	11.6
25-Aug-21	Fine	13:00	13.3
31-Aug-21	Fine	9:21	16.3
31-Aug-21	Fine	10:22	18.0
31-Aug-21	Fine	13:00	29.0



Report on 1-hour TSP monitoring at LTR\_AMS-1 - St Edward's Catholic Primary School

Action Level ( $\mu\text{g}/\text{m}^3$ ) - 272.1  
Limit Level ( $\mu\text{g}/\text{m}^3$ ) - 500.0

Date	Weather Condition	Time	Mass Concentration ( $\mu\text{g}/\text{m}^3$ )
2-Aug-21	Fine	9:43	22.2
2-Aug-21	Fine	10:44	15.5
2-Aug-21	Fine	13:00	12.7
7-Aug-21	Fine	8:33	23.7
7-Aug-21	Fine	9:34	32.1
7-Aug-21	Fine	10:35	33.3
13-Aug-21	Fine	8:42	20.1
13-Aug-21	Fine	9:43	14.7
13-Aug-21	Fine	10:43	15.0
19-Aug-21	Fine	13:00	13.3
19-Aug-21	Fine	14:01	15.0
19-Aug-21	Fine	15:02	11.2
25-Aug-21	Fine	10:47	42.1
25-Aug-21	Fine	13:00	42.5
25-Aug-21	Fine	14:01	43.7
31-Aug-21	Fine	9:56	14.1
31-Aug-21	Fine	10:57	19.7
31-Aug-21	Fine	13:00	25.9



Report on 1-hour TSP monitoring at LTR\_AMS-2 - Environmental Protection  
Department's Restored Landfill Site Office  
Action Level ( $\mu\text{g}/\text{m}^3$ ) - 281.1  
Limit Level ( $\mu\text{g}/\text{m}^3$ ) - 500.0

Date	Weather Condition	Time	Mass Concentration ( $\mu\text{g}/\text{m}^3$ )
2-Aug-21	Fine	9:48	52.9
2-Aug-21	Fine	10:49	26.7
2-Aug-21	Fine	13:00	29.0
7-Aug-21	Fine	8:44	37.3
7-Aug-21	Fine	9:45	27.3
7-Aug-21	Fine	10:46	27.4
13-Aug-21	Fine	8:44	22.0
13-Aug-21	Fine	9:45	44.8
13-Aug-21	Fine	10:46	18.3
19-Aug-21	Fine	13:00	14.8
19-Aug-21	Fine	14:01	15.8
19-Aug-21	Fine	15:02	13.9
25-Aug-21	Fine	10:45	24.0
25-Aug-21	Fine	13:00	14.2
25-Aug-21	Fine	14:01	16.1
31-Aug-21	Fine	9:47	38.9
31-Aug-21	Fine	10:48	68.9
31-Aug-21	Fine	11:49	122.8



Report on 1-hour TSP monitoring at LTR\_AMS-3 - Po Tat Estate Tat Kai House

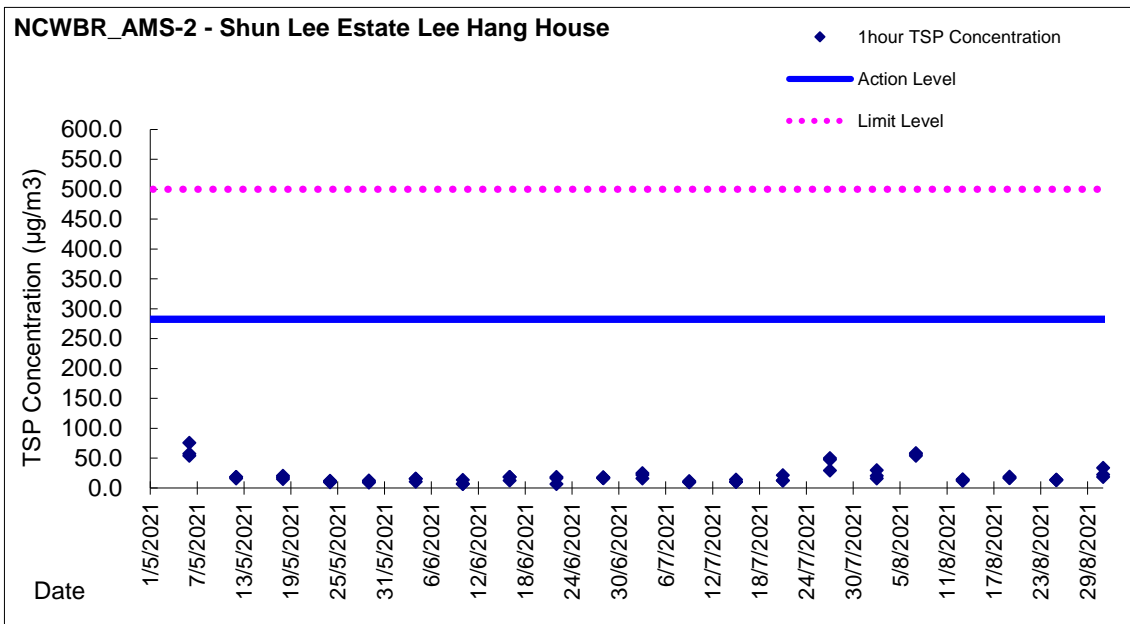
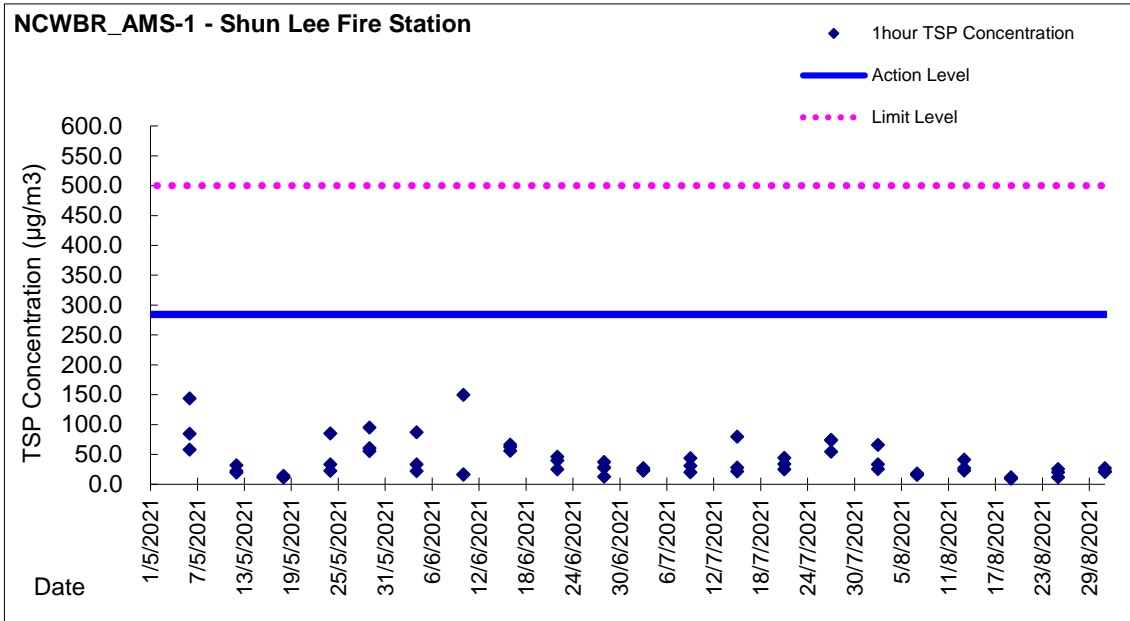
Action Level ( $\mu\text{g}/\text{m}^3$ ) - 285.1  
Limit Level ( $\mu\text{g}/\text{m}^3$ ) - 500.0

Date	Weather Condition	Time	Mass Concentration ( $\mu\text{g}/\text{m}^3$ )
2-Aug-21	Fine	9:26	24.2
2-Aug-21	Fine	10:26	14.9
2-Aug-21	Fine	13:00	26.3
7-Aug-21	Fine	8:47	26.0
7-Aug-21	Fine	9:48	28.5
7-Aug-21	Fine	10:49	28.6
13-Aug-21	Fine	8:52	14.7
13-Aug-21	Fine	9:53	17.2
13-Aug-21	Fine	10:53	21.0
19-Aug-21	Fine	8:16	17.6
19-Aug-21	Fine	9:17	11.7
19-Aug-21	Fine	10:18	8.2
25-Aug-21	Fine	10:57	32.3
25-Aug-21	Fine	13:00	31.6
25-Aug-21	Fine	14:01	31.6
31-Aug-21	Fine	10:07	30.8
31-Aug-21	Fine	13:00	45.4
31-Aug-21	Fine	14:01	67.2



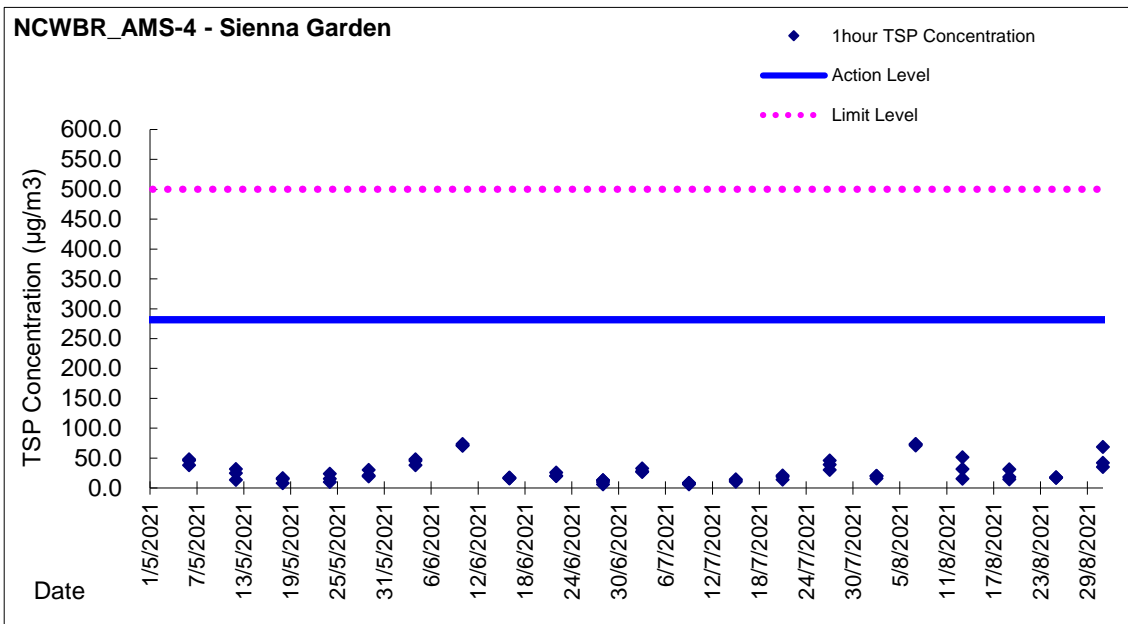
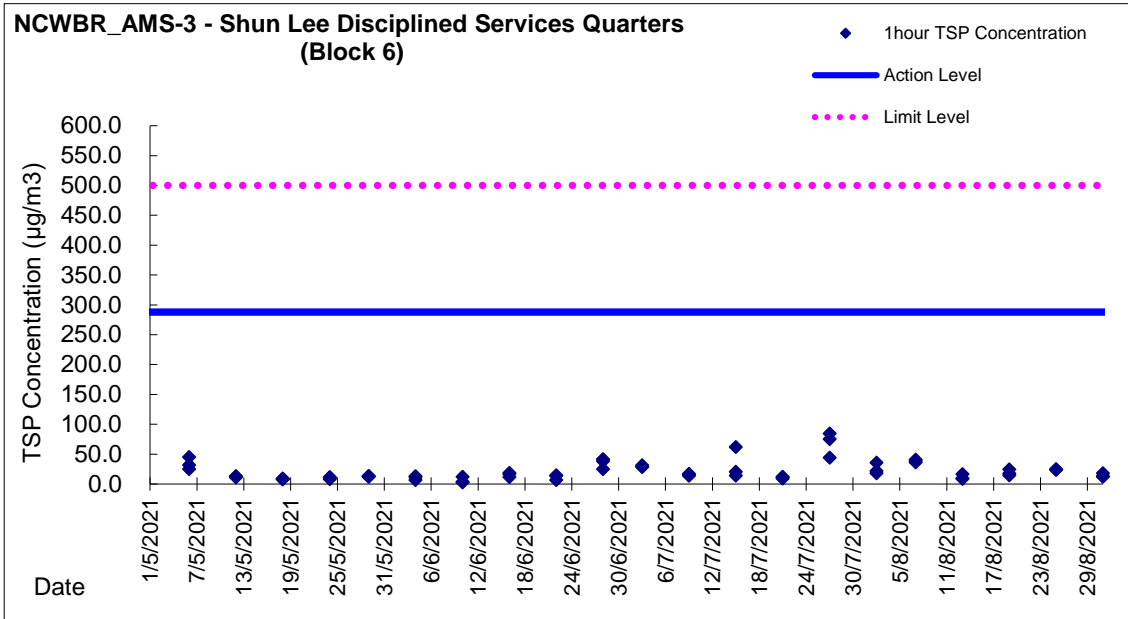


Graphic Presentation of TSP Result



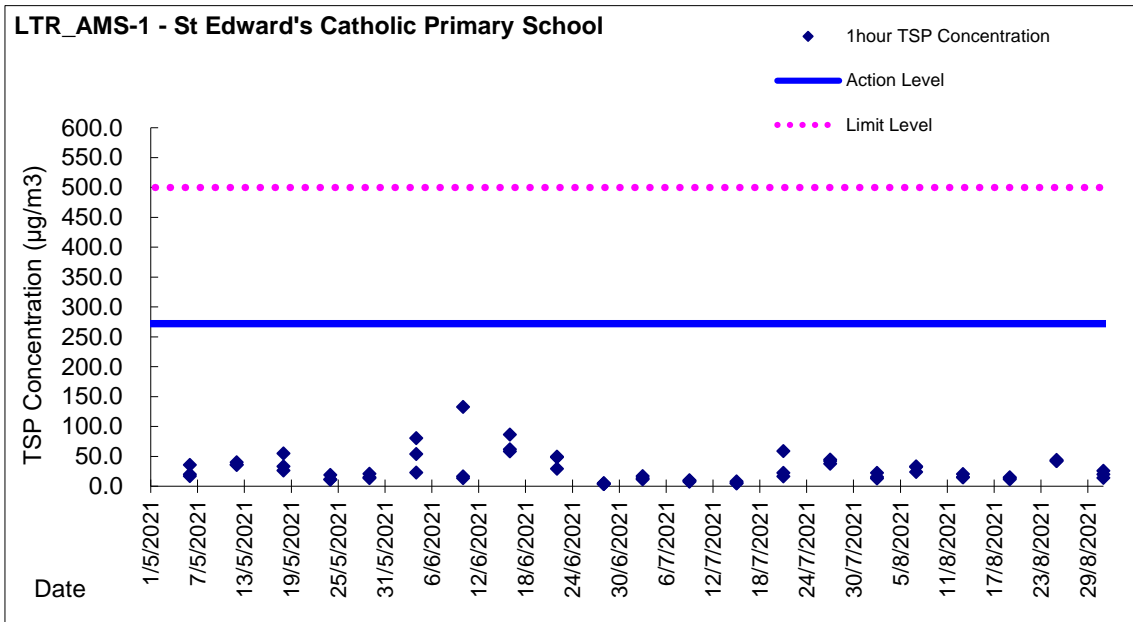
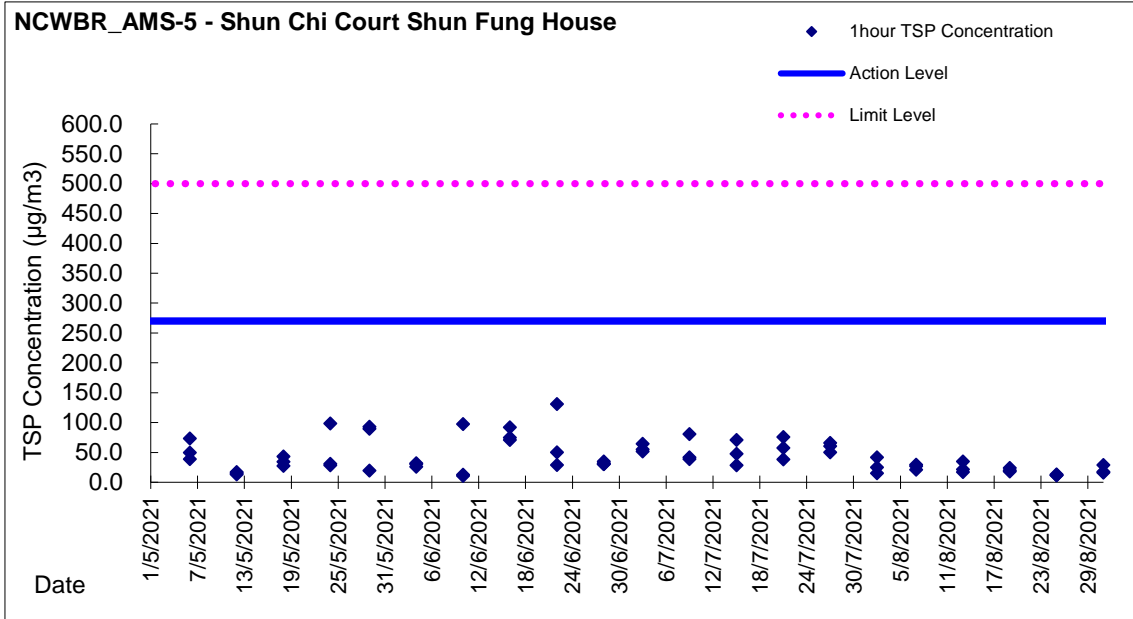


Graphic Presentation of TSP Result





Graphic Presentation of TSP Result





Graphic Presentation of TSP Result

