



Noise Monitoring Result

Day Time (0700 - 1900hrs on normal weekdays)

Location: NMC-01 - G/F, Kei Shun Special School

| Date | Weather | Time | Measurement Noise Level | | | Average Noise Level | Baseline Level | Construction Noise Level | Limit Level |
|-------------|---------|-------|-------------------------|------|------|-----------------------|----------------|--------------------------|-------------|
| | | | Leq | L10 | L90 | Leq | Leq | Leq | Leq |
| | | | Unit: dB(A), (5-min) | | | Unit: dB(A), (30-min) | | | |
| 2 Sep 2019 | Cloudy | 14:57 | 67.8 | 70.0 | 64.0 | 68 | 69.3 | <Baseline Level | 70 |
| | | 15:02 | 67.1 | 69.5 | 63.0 | | | | |
| | | 15:07 | 70.9 | 73.5 | 66.0 | | | | |
| | | 15:12 | 67.2 | 68.5 | 64.5 | | | | |
| | | 15:17 | 68.4 | 70.5 | 65.0 | | | | |
| | | 15:22 | 67.6 | 69.0 | 63.5 | | | | |
| 9 Sep 2019 | Fine | 13:35 | 68.9 | 70.4 | 65.1 | 69 | 69.3 | <Baseline Level | 70 |
| | | 13:40 | 68.7 | 70.9 | 65.2 | | | | |
| | | 13:45 | 68.7 | 70.6 | 65.5 | | | | |
| | | 13:50 | 68.5 | 70.9 | 67.9 | | | | |
| | | 13:55 | 68.8 | 71.0 | 65.5 | | | | |
| | | 14:00 | 68.7 | 70.7 | 65.5 | | | | |
| 18 Sep 2019 | Fine | 09:42 | 69.2 | 71.8 | 64.6 | 69 | 69.3 | <Baseline Level | 70 |
| | | 09:47 | 69.0 | 72.2 | 65.3 | | | | |
| | | 09:52 | 69.1 | 73.1 | 64.9 | | | | |
| | | 09:57 | 69.7 | 73.4 | 64.3 | | | | |
| | | 10:02 | 69.5 | 72.6 | 64.3 | | | | |
| | | 10:07 | 68.8 | 71.7 | 64.5 | | | | |
| 23 Sep 2019 | Fine | 11:11 | 68.3 | 71.6 | 63.0 | 70 | 69.3 | 58 | 70 |
| | | 11:16 | 70.4 | 73.8 | 64.5 | | | | |
| | | 11:21 | 69.3 | 71.9 | 63.6 | | | | |
| | | 11:26 | 68.8 | 72.5 | 62.8 | | | | |
| | | 11:31 | 70.7 | 73.6 | 64.1 | | | | |
| | | 11:36 | 69.5 | 71.9 | 63.6 | | | | |



Noise Monitoring Result

Day Time (0700 - 1900hrs on normal weekdays)

Location: NMC-02 - 3/F podium, Shun Lee Disciplined Services Quarters Block 6

| Date | Weather | Time | Measurement Noise Level | | | Average Noise Level | Baseline Level | Construction Noise Level | Limit Level | | | |
|-------------|---------|-------|-------------------------|------|------|---------------------|----------------|--------------------------|-------------|-----------------------|-----|-----|
| | | | Leq | L10 | L90 | | | | | Leq | Leq | Leq |
| | | | Unit: dB(A), (5-min) | | | | | | | Unit: dB(A), (30-min) | | |
| 2 Sep 2019 | Cloudy | 14:20 | 72.0 | 73.5 | 69.0 | 72 | 72.0 | 57 | 75 | | | |
| | | 14:25 | 72.6 | 74.0 | 70.0 | | | | | | | |
| | | 14:30 | 72.2 | 73.5 | 70.0 | | | | | | | |
| | | 14:35 | 73.0 | 75.0 | 70.0 | | | | | | | |
| | | 14:40 | 71.4 | 72.5 | 69.5 | | | | | | | |
| | | 14:45 | 71.3 | 72.5 | 68.5 | | | | | | | |
| 9 Sep 2019 | Fine | 13:35 | 71.2 | 73.0 | 68.5 | 71 | 72.0 | <Baseline Level | 75 | | | |
| | | 13:40 | 72.0 | 74.0 | 69.0 | | | | | | | |
| | | 13:45 | 71.3 | 73.0 | 68.0 | | | | | | | |
| | | 13:50 | 71.4 | 73.5 | 67.5 | | | | | | | |
| | | 13:55 | 71.8 | 74.0 | 68.0 | | | | | | | |
| | | 14:00 | 70.1 | 71.5 | 67.0 | | | | | | | |
| 18 Sep 2019 | Fine | 10:20 | 72.8 | 75.1 | 68.1 | 73 | 72.0 | 66 | 75 | | | |
| | | 10:25 | 73.2 | 74.8 | 68.4 | | | | | | | |
| | | 10:30 | 73.5 | 74.5 | 69.0 | | | | | | | |
| | | 10:35 | 72.6 | 74.7 | 68.3 | | | | | | | |
| | | 10:40 | 73.7 | 75.2 | 68.6 | | | | | | | |
| | | 10:45 | 71.6 | 73.9 | 67.4 | | | | | | | |
| 23 Sep 2019 | Fine | 11:05 | 73.7 | 77.0 | 68.0 | 73 | 72.0 | 64 | 75 | | | |
| | | 11:10 | 72.3 | 75.5 | 66.5 | | | | | | | |
| | | 11:15 | 72.8 | 75.5 | 68.0 | | | | | | | |
| | | 11:20 | 72.5 | 75.5 | 67.0 | | | | | | | |
| | | 11:25 | 71.9 | 75.0 | 66.5 | | | | | | | |
| | | 11:30 | 72.6 | 76.0 | 67.5 | | | | | | | |



Noise Monitoring Result

Day Time (0700 - 1900hrs on normal weekdays)

Location: NMC-03 - G/F, Sienna Garden Block 6

| Date | Weather | Time | Measurement Noise Level | | | Average Noise Level | Baseline Level | Construction Noise Level | Limit Level | | | |
|-------------|---------|-------|-------------------------|------|------|---------------------|----------------|--------------------------|-------------|-----------------------|-----|-----|
| | | | Leq | L10 | L90 | | | | | Leq | Leq | Leq |
| | | | Unit: dB(A), (5-min) | | | | | | | Unit: dB(A), (30-min) | | |
| 5 Sep 2019 | Cloudy | 10:50 | 74.8 | 78.7 | 59.9 | 75 | 78.2 | <Baseline Level | 75 | | | |
| | | 10:55 | 73.3 | 76.7 | 60.4 | | | | | | | |
| | | 11:00 | 74.5 | 78.3 | 58.9 | | | | | | | |
| | | 11:05 | 76.2 | 79.0 | 60.8 | | | | | | | |
| | | 11:10 | 76.4 | 80.7 | 58.4 | | | | | | | |
| | | 11:15 | 75.7 | 78.8 | 58.6 | | | | | | | |
| 9 Sep 2019 | Fine | 11:20 | 73.6 | 77.0 | 58.5 | 73 | 78.2 | <Baseline Level | 75 | | | |
| | | 11:25 | 73.1 | 76.5 | 57.5 | | | | | | | |
| | | 11:30 | 73.0 | 77.0 | 57.5 | | | | | | | |
| | | 11:35 | 72.9 | 76.0 | 60.5 | | | | | | | |
| | | 11:40 | 72.1 | 76.0 | 57.0 | | | | | | | |
| | | 11:45 | 73.9 | 77.0 | 56.5 | | | | | | | |
| 18 Sep 2019 | Fine | 10:56 | 74.6 | 77.8 | 59.4 | 74 | 78.2 | <Baseline Level | 75 | | | |
| | | 11:01 | 73.8 | 76.8 | 58.8 | | | | | | | |
| | | 11:06 | 74.2 | 77.6 | 58.3 | | | | | | | |
| | | 11:11 | 73.9 | 77.0 | 59.8 | | | | | | | |
| | | 11:16 | 73.5 | 76.9 | 57.7 | | | | | | | |
| | | 11:21 | 74.4 | 76.8 | 58.1 | | | | | | | |
| 23 Sep 2019 | Fine | 10:25 | 75.1 | 78.0 | 60.5 | 75 | 78.2 | <Baseline Level | 75 | | | |
| | | 10:30 | 72.8 | 77.0 | 58.0 | | | | | | | |
| | | 10:35 | 75.9 | 78.5 | 62.0 | | | | | | | |
| | | 10:40 | 74.5 | 78.5 | 60.5 | | | | | | | |
| | | 10:45 | 72.8 | 76.5 | 58.5 | | | | | | | |
| | | 10:50 | 75.6 | 79.0 | 66.0 | | | | | | | |



Noise Monitoring Result

Day Time (0700 - 1900hrs on normal weekdays)

Location: NMC-04 - 3/F Podium, Po Tat Estate Tat Kai House

| Date | Weather | Time | Measurement Noise Level | | | Average Noise Level | Baseline Level | Construction Noise Level | Limit Level | | | |
|-------------|---------|-------|-------------------------|------|------|---------------------|----------------|--------------------------|-------------|-----------------------|-----|-----|
| | | | Leq | L10 | L90 | | | | | Leq | Leq | Leq |
| | | | Unit: dB(A), (5-min) | | | | | | | Unit: dB(A), (30-min) | | |
| 5 Sep 2019 | Fine | 13:00 | 69.1 | 71.0 | 66.0 | 70 | 66.6 | 67 | 75 | | | |
| | | 13:05 | 69.5 | 71.0 | 66.5 | | | | | | | |
| | | 13:10 | 69.0 | 70.0 | 67.0 | | | | | | | |
| | | 13:15 | 69.8 | 71.0 | 67.5 | | | | | | | |
| | | 13:20 | 70.0 | 71.0 | 68.0 | | | | | | | |
| | | 13:25 | 70.4 | 71.5 | 68.5 | | | | | | | |
| 9 Sep 2019 | Fine | 14:20 | 66.5 | 69.7 | 62.6 | 70 | 66.6 | 67 | 75 | | | |
| | | 14:25 | 70.0 | 71.8 | 67.8 | | | | | | | |
| | | 14:30 | 70.0 | 71.7 | 67.6 | | | | | | | |
| | | 14:35 | 69.7 | 71.2 | 67.7 | | | | | | | |
| | | 14:40 | 70.6 | 72.2 | 68.3 | | | | | | | |
| | | 14:45 | 70.8 | 72.2 | 68.6 | | | | | | | |
| 18 Sep 2019 | Fine | 13:00 | 67.6 | 70.3 | 65.1 | 68 | 66.6 | 62 | 75 | | | |
| | | 13:05 | 67.9 | 70.8 | 65.3 | | | | | | | |
| | | 13:10 | 67.3 | 70.1 | 65.5 | | | | | | | |
| | | 13:15 | 68.2 | 71.6 | 66.4 | | | | | | | |
| | | 13:20 | 68.5 | 71.9 | 66.1 | | | | | | | |
| | | 13:25 | 67.6 | 70.6 | 65.8 | | | | | | | |
| 23 Sep 2019 | Fine | 14:00 | 63.7 | 64.5 | 61.5 | 64 | 66.6 | <Baseline Level | 75 | | | |
| | | 14:05 | 63.2 | 64.0 | 61.5 | | | | | | | |
| | | 14:10 | 63.0 | 63.5 | 61.5 | | | | | | | |
| | | 14:15 | 62.2 | 63.0 | 61.5 | | | | | | | |
| | | 14:20 | 63.0 | 64.0 | 61.5 | | | | | | | |
| | | 14:25 | 66.6 | 67.0 | 61.5 | | | | | | | |



Noise Monitoring Result

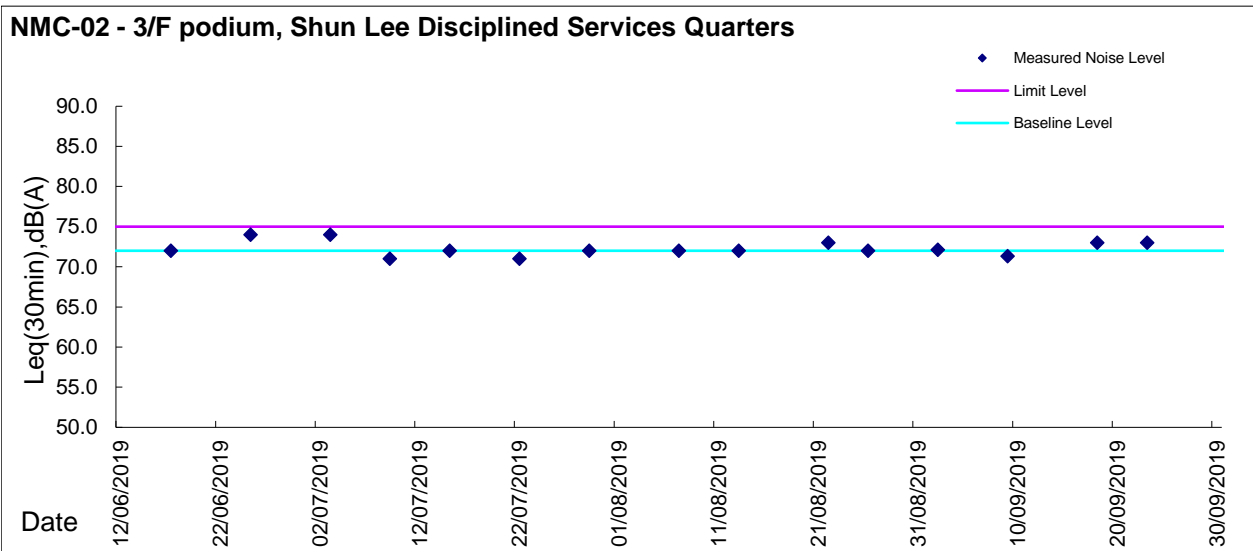
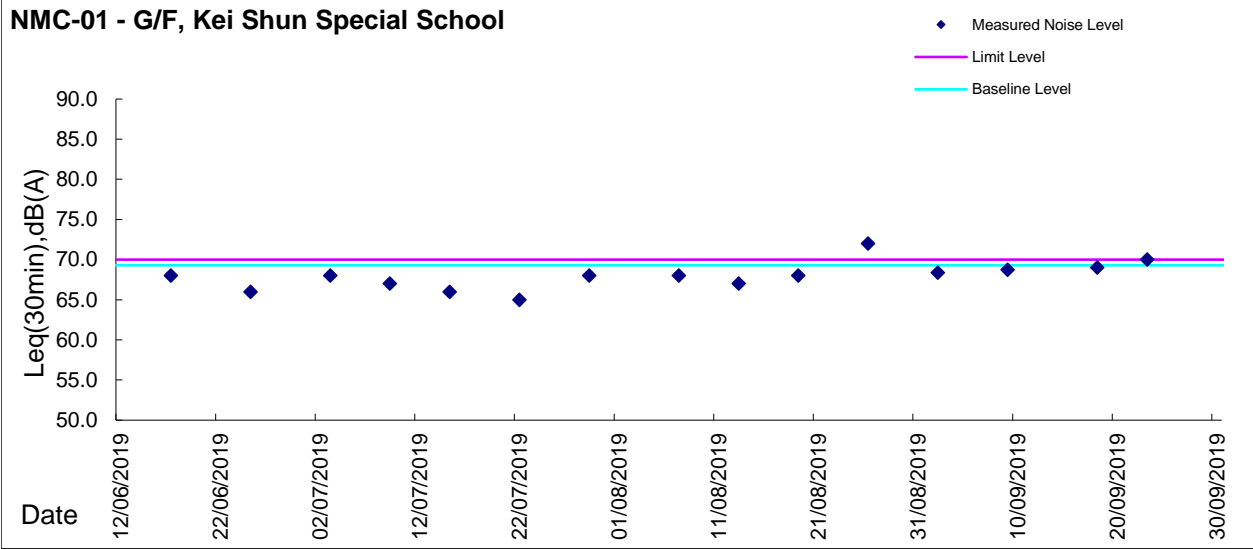
Day Time (0700 - 1900hrs on normal weekdays)

Location: NMC-05 - G/F, Hong Wah Court Block B Yee Hong House

| Date | Weather | Time | Measurement Noise Level | | | Average Noise Level | Baseline Level | Construction Noise Level | Limit Level | | | |
|-------------|---------|-------|-------------------------|------|------|---------------------|----------------|--------------------------|-------------|-----------------------|-----|-----|
| | | | Leq | L10 | L90 | | | | | Leq | Leq | Leq |
| | | | Unit: dB(A), (5-min) | | | | | | | Unit: dB(A), (30-min) | | |
| 5 Sep 2019 | Cloudy | 15:55 | 74.2 | 76.0 | 64.5 | 74 | 61.8 | 74 | 75 | | | |
| | | 16:00 | 74.6 | 77.0 | 64.5 | | | | | | | |
| | | 16:05 | 74.6 | 77.5 | 65.0 | | | | | | | |
| | | 16:10 | 74.3 | 77.0 | 65.0 | | | | | | | |
| | | 16:15 | 73.2 | 76.0 | 63.5 | | | | | | | |
| 9 Sep 2019 | Fine | 16:20 | 74.0 | 76.5 | 64.0 | 65 | 61.8 | 62 | 75 | | | |
| | | 14:25 | 64.4 | 65.5 | 61.0 | | | | | | | |
| | | 14:30 | 64.9 | 65.5 | 62.0 | | | | | | | |
| | | 14:35 | 64.4 | 65.5 | 61.5 | | | | | | | |
| | | 14:40 | 65.2 | 66.5 | 63.0 | | | | | | | |
| 18 Sep 2019 | Fine | 14:45 | 65.5 | 67.0 | 62.5 | 64 | 61.8 | 61 | 75 | | | |
| | | 14:50 | 65.9 | 69.0 | 62.0 | | | | | | | |
| | | 13:34 | 64.3 | 66.4 | 61.5 | | | | | | | |
| | | 13:39 | 64.8 | 66.6 | 62.2 | | | | | | | |
| | | 13:44 | 63.7 | 65.3 | 61.1 | | | | | | | |
| 23 Sep 2019 | Fine | 13:49 | 63.9 | 66.2 | 60.9 | 60 | 61.8 | <Baseline Level | 75 | | | |
| | | 13:54 | 64.2 | 66.8 | 60.2 | | | | | | | |
| | | 13:59 | 65.1 | 68.6 | 59.8 | | | | | | | |
| | | 14:52 | 61.2 | 62.0 | 59.5 | | | | | | | |
| | | 14:57 | 60.7 | 62.5 | 57.0 | | | | | | | |
| | | 15:02 | 59.7 | 61.0 | 56.5 | | | | | | | |
| | | 15:07 | 59.7 | 60.5 | 58.0 | | | | | | | |
| | | 15:12 | 58.8 | 60.0 | 56.5 | | | | | | | |
| | | 15:17 | 60.2 | 62.5 | 56.5 | | | | | | | |

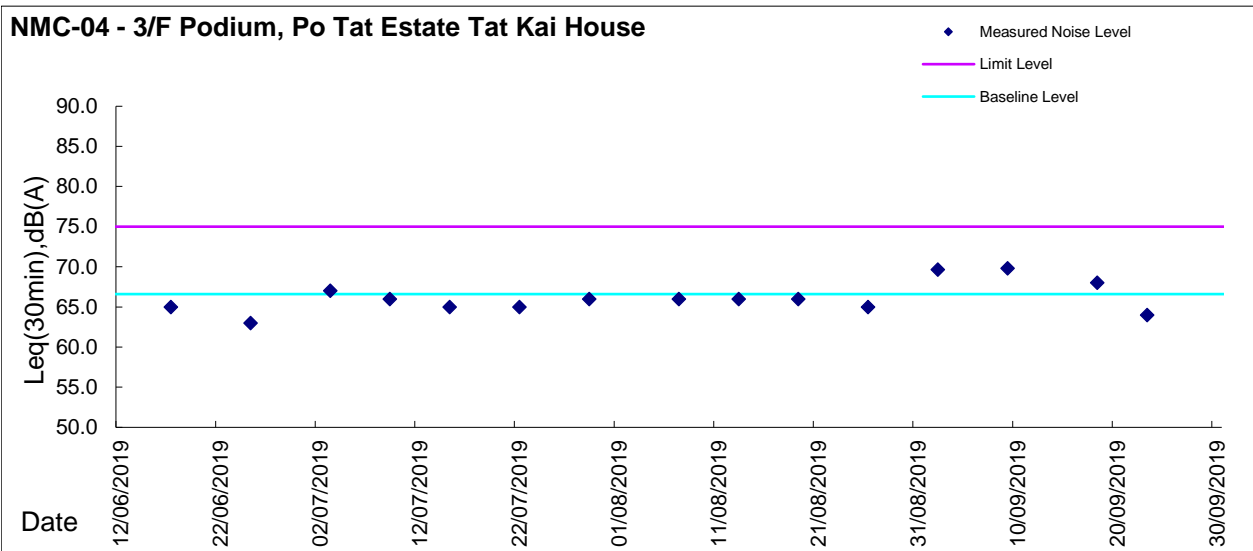
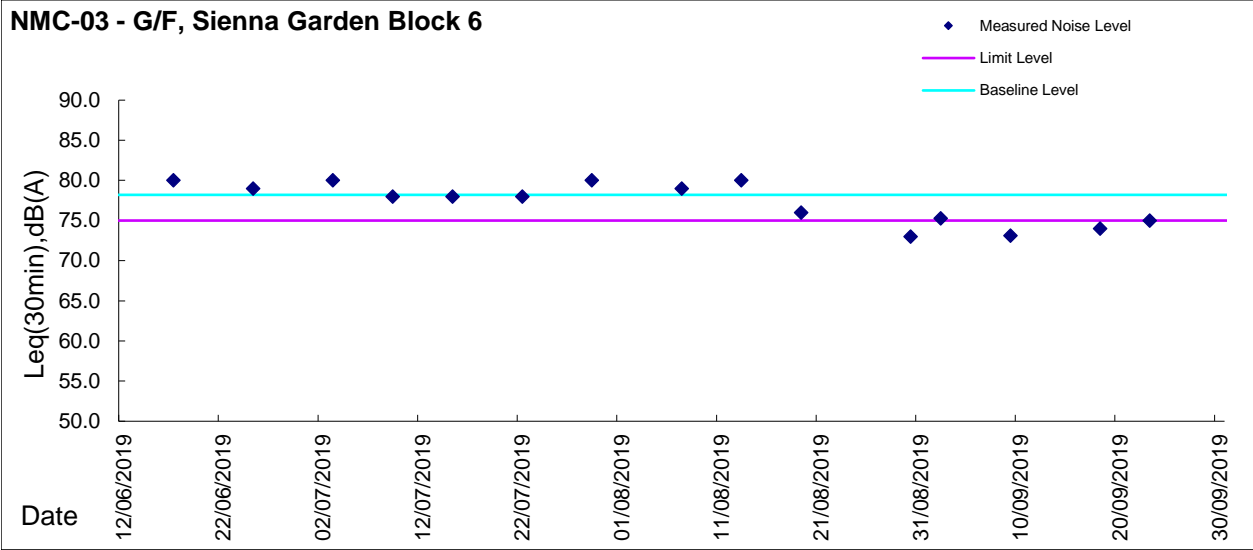


Graphic Presentation of Noise Monitoring Result
Day Time (0700 - 1900hrs on normal weekdays)





Graphic Presentation of Noise Monitoring Result
Day Time (0700 - 1900hrs on normal weekdays)





Graphic Presentation of Noise Monitoring Result
Day Time (0700 - 1900hrs on normal weekdays)

