



Noise Monitoring Result

Day Time (0700 - 1900hrs on normal weekdays)

Location: NMC-01 - G/F, Kei Shun Special School

Date	Weather	Time	Measurement Noise Level			Average Noise Level	Baseline Level	Construction Noise Level	Limit Level
			Leq	L10	L90	Leq	Leq	Leq	Leq
			Unit: dB(A), (5-min)			Unit: dB(A), (30-min)			
7 Sep 2020	Fine	16:30	69.3	71.8	64.7	69	69.3	<Baseline Level	70
		16:35	68.9	70.7	65.3				
		16:40	69.1	71.0	66.0				
		16:45	70.5	71.5	64.8				
		16:50	69.0	70.9	66.1				
		16:55	68.5	70.9	64.1				
14 Sep 2020	Fine	11:20	68.4	70.6	64.5	69	69.3	<Baseline Level	70
		11:25	69.9	72.8	65.8				
		11:30	68.7	70.7	64.1				
		11:35	69.4	71.7	64.4				
		11:40	68.8	71.6	63.6				
		11:45	69.0	71.4	64.7				
22 Sep 2020	Fine	15:06	69.3	72.0	64.8	70	69.3	63	70
		15:11	73.1	73.7	65.5				
		15:16	69.5	71.5	66.4				
		15:21	69.2	72.0	64.9				
		15:26	68.4	70.9	63.7				
		15:31	69.6	71.5	66.5				
28 Sep 2020	Cloudy	11:06	69.2	71.3	65.3	69	69.3	<Baseline Level	70
		11:11	68.6	71.0	64.2				
		11:16	68.6	71.0	64.4				
		11:21	69.3	71.6	65.4				
		11:26	68.3	70.5	65.0				
		11:31	69.3	71.1	66.3				



Noise Monitoring Result

Day Time (0700 - 1900hrs on normal weekdays)

Location: NMC-02 - 3/F podium, Shun Lee Disciplined Services Quarters Block 6

Date	Weather	Time	Measurement Noise Level			Average Noise Level	Baseline Level	Construction Noise Level	Limit Level
			Leq	L10	L90	Leq	Leq	Leq	Leq
			Unit: dB(A), (5-min)			Unit: dB(A), (30-min)			
7 Sep 2020	Fine	15:46	71.6	74.4	66.8	72	72.0	<Baseline Level	75
		15:51	71.8	74.9	67.2				
		15:56	71.6	73.4	68.0				
		16:01	71.5	73.9	67.5				
		16:06	70.4	72.5	65.5				
		16:11	72.2	75.1	66.9				
14 Sep 2020	Fine	10:32	72.4	74.9	66.2	72	72.0	60	75
		10:37	70.3	72.7	65.4				
		10:42	74.1	76.0	67.5				
		10:47	72.8	74.8	68.2				
		10:52	70.9	73.2	67.0				
		10:57	72.1	74.1	68.7				
21 Sep 2020	Cloudy	13:28	71.8	74.2	67.8	72	72.0	<Baseline Level	75
		13:33	70.8	73.1	67.0				
		13:38	71.6	73.9	68.3				
		13:43	72.1	74.5	68.9				
		13:48	71.7	74.1	68.1				
		13:53	71.7	73.9	68.1				
28 Sep 2020	Cloudy	10:19	71.7	74.1	68.2	73	72.0	64	75
		10:24	72.3	74.7	69.0				
		10:29	73.1	75.4	68.2				
		10:34	73.5	75.4	66.1				
		10:39	72.5	75.2	67.0				
		10:44	72.3	75.3	67.8				



Noise Monitoring Result

Day Time (0700 - 1900hrs on normal weekdays)

Location: NMC-03 - G/F, Sienna Garden Block 6

Date	Weather	Time	Measurement Noise Level			Average Noise Level	Baseline Level	Construction Noise Level	Limit Level
			Leq	L10	L90	Leq	Leq	Leq	Leq
			Unit: dB(A), (5-min)			Unit: dB(A), (30-min)			
8 Sep 2020	Cloudy	15:52	72.8	76.8	62.2	75	78.2	<Baseline Level	75
		15:57	75.8	79.2	63.2				
		16:02	72.7	76.6	56.6				
		16:07	75.2	78.6	63.9				
		16:12	74.8	79.0	60.7				
		16:17	75.1	78.9	59.5				
14 Sep 2020	Cloudy	15:38	74.1	77.6	60.8	75	78.2	<Baseline Level	75
		15:43	74.4	78.4	61.7				
		15:48	75.0	78.3	62.8				
		15:53	74.9	78.2	60.8				
		15:58	76.2	80.1	63.5				
		16:03	73.6	77.6	60.3				
21 Sep 2020	Cloudy	10:58	77.4	80.0	62.5	76	78.2	<Baseline Level	75
		11:03	75.6	79.0	61.5				
		11:08	78.1	81.5	65.2				
		11:13	73.5	77.2	61.2				
		11:18	77.4	80.2	64.2				
		11:23	74.8	78.6	59.8				
28 Sep 2020	Cloudy	15:23	74.7	76.9	67.0	75	78.2	<Baseline Level	75
		15:28	75.1	78.4	64.1				
		15:33	74.5	77.2	66.7				
		15:38	75.6	78.7	66.6				
		15:43	75.5	78.0	68.5				
		15:48	77.0	79.7	67.3				



Noise Monitoring Result

Day Time (0700 - 1900hrs on normal weekdays)

Location: NMC-04 - 3/F Podium, Po Tat Estate Tat Kai House

Date	Weather	Time	Measurement Noise Level			Average Noise Level	Baseline Level	Construction Noise Level	Limit Level
			Leq	L10	L90	Leq	Leq	Leq	Leq
			Unit: dB(A), (5-min)			Unit: dB(A), (30-min)			
7 Sep 2020	Fine	14:35	69.5	71.4	65.3	68	66.6	64	75
		14:40	68.4	70.2	65.3				
		14:45	68.1	69.6	65.5				
		14:50	67.7	69.6	64.9				
		14:55	68.2	70.4	64.6				
		15:00	68.6	70.6	64.7				
14 Sep 2020	Fine	13:44	68.9	72.1	64.2	67	66.6	49	75
		13:49	66.0	68.3	63.2				
		13:54	65.9	68.2	63.4				
		13:59	66.1	68.7	63.4				
		14:04	65.6	67.0	63.8				
		14:09	66.6	69.0	63.8				
22 Sep 2020	Fine	14:07	65.6	66.8	63.9	66	66.6	<Baseline Level	75
		14:12	65.7	67.2	63.2				
		14:17	64.3	65.1	63.3				
		14:22	66.6	64.3	62.4				
		14:27	65.3	66.4	63.7				
		14:32	67.2	68.9	64.9				
28 Sep 2020	Cloudy	14:10	65.1	66.1	63.9	65	66.6	<Baseline Level	75
		14:15	64.9	66.3	63.3				
		14:20	64.9	65.9	63.1				
		14:25	64.7	65.8	63.4				
		14:30	65.2	66.5	63.3				
		14:35	65.3	66.5	63.4				



Noise Monitoring Result

Day Time (0700 - 1900hrs on normal weekdays)

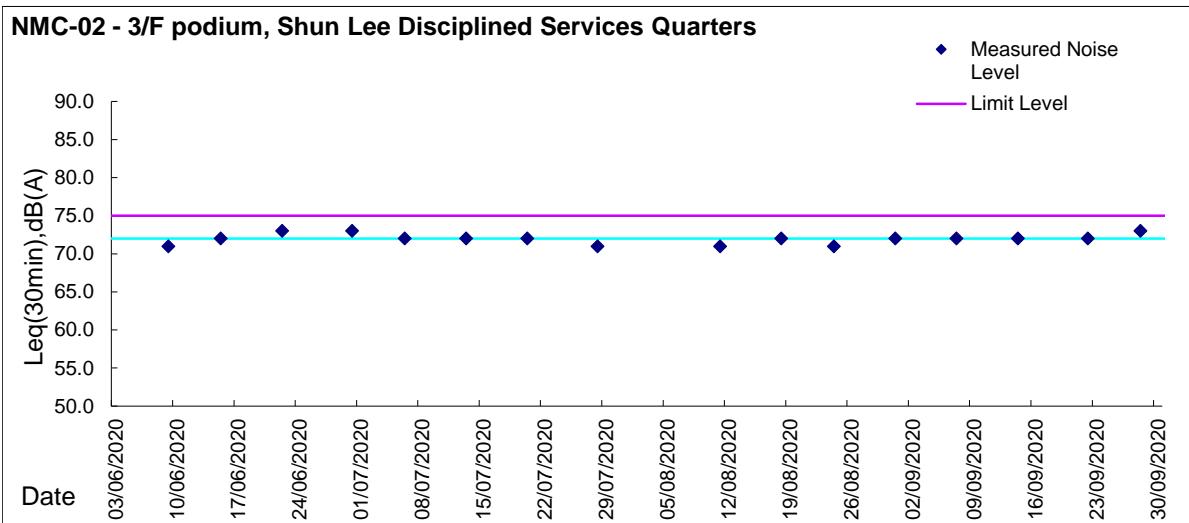
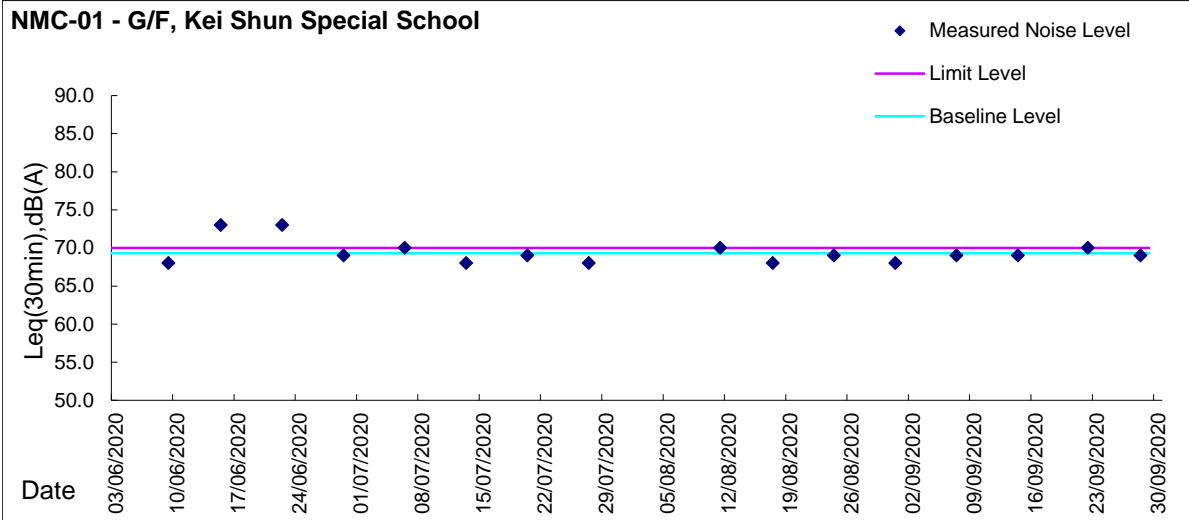
Location: NMC-05 - G/F, Hong Wah Court Block B Yee Hong House

Date	Weather	Time	Measurement Noise Level			Average Noise Level	Baseline Level	Construction Noise Level	Limit Level
			Leq	L10	L90	Leq	Leq	Leq	Leq
			Unit: dB(A), (5-min)			Unit: dB(A), (30-min)			
2 Sep 2020	Cloudy	13:51	72.0	74.0	64.6	73	61.8	72	75
		13:56	73.6	75.2	68.6				
		14:01	74.5	76.4	72.0				
		14:06	73.5	75.2	71.1				
		14:11	69.8	73.0	65.7				
		14:16	69.5	72.1	65.3				
7 Sep 2020	Fine	13:30	71.3	72.9	68.9	70	61.8	69	75
		13:35	70.9	72.4	68.5				
		13:40	70.8	72.3	68.6				
		13:45	66.2	68.7	62.2				
		13:50	68.5	71.6	63.1				
		13:55	66.5	69.1	60.9				
10 Sep 2020	Fine	13:22	62.4	64.3	60.0	71	61.8	70	75
		13:27	71.2	74.7	63.1				
		13:32	71.1	73.1	68.5				
		13:37	72.0	74.5	68.6				
		13:42	72.1	74.4	68.7				
		13:47	70.7	72.9	67.5				
14 Sep 2020	Fine	14:37	71.1	73.0	68.7	68	61.8	67	75
		14:42	69.7	71.7	63.6				
		14:47	65.2	67.5	61.7				
		14:52	66.3	69.2	62.1				
		14:57	67.3	70.0	62.9				
		15:02	66.0	68.5	61.4				
16 Sep 2020	Fine	15:40	67.3	70.0	63.3	70	61.8	70	75
		15:45	70.9	72.2	69.1				
		15:50	71.7	72.9	70.1				
		15:55	71.8	73.3	69.2				
		16:00	70.5	71.3	66.8				
		16:05	67.8	70.3	63.3				
22 Sep 2020	Fine	10:37	67.1	69.9	62.6	66	61.8	63	75
		10:42	67.4	70.1	62.4				
		10:47	67.1	69.6	63.4				
		10:52	65.1	67.7	60.9				
		10:57	62.0	64.0	58.5				
		11:02	61.9	63.8	59.1				
24 Sep 2020	Fine	10:19	68.3	69.2	67.1	68	61.8	67	75
		10:24	69.7	71.3	63.9				
		10:29	67.4	68.7	63.2				
		10:34	67.9	69.6	62.3				
		10:39	66.7	67.8	62.8				
		10:44	67.3	68.2	66.3				
28 Sep 2020	Cloudy	13:12	64.8	67.2	61.4	66	61.8	65	75
		13:17	65.2	67.7	61.2				
		13:22	65.3	68.4	61.1				
		13:27	66.0	68.2	62.3				
		13:32	69.3	71.9	64.6				
		13:37	66.1	68.7	62.2				
29 Sep 2020	Fine	18:01	76.8	79.9	70.4	74	61.8	73	75
		18:06	77.6	80.3	65.2				
		18:11	74.4	78.5	63.6				
		18:16	63.2	66.8	58.1				
		18:21	61.2	63.3	57.6				
		18:26	60.4	62.4	57.6				



Graphic Presentation of Noise Monitoring Result

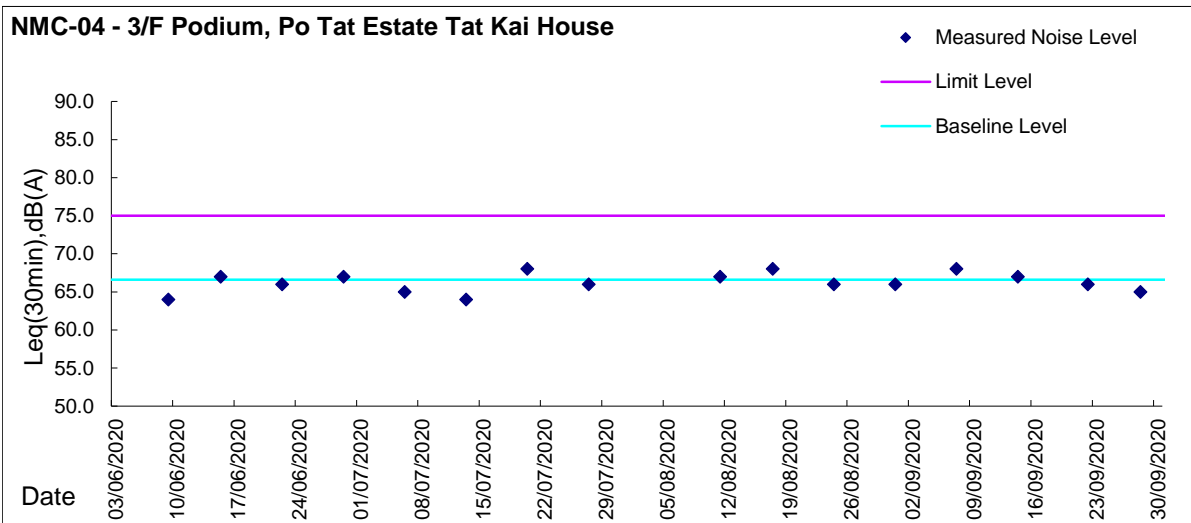
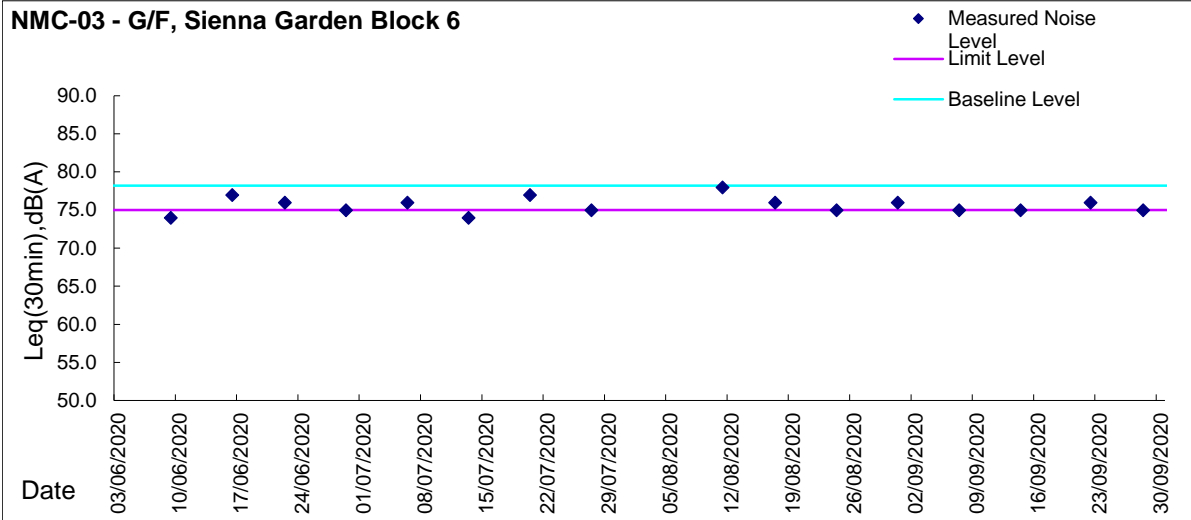
Day Time (0700 - 1900hrs on normal weekdays)





Graphic Presentation of Noise Monitoring Result

Day Time (0700 - 1900hrs on normal weekdays)





Graphic Presentation of Noise Monitoring Result

Day Time (0700 - 1900hrs on normal weekdays)

