



Report on 1-hour TSP monitoring at NCWBR\_AMS-1 - Shun Lee Fire Station

Action Level ( $\mu\text{g}/\text{m}^3$ ) - 284.4  
Limit Level ( $\mu\text{g}/\text{m}^3$ ) - 500.0

| Date      | Weather Condition | Time  | Mass Concentration ( $\mu\text{g}/\text{m}^3$ ) |
|-----------|-------------------|-------|---|
| 03-Sep-20 | Fine              | 8:38  | 87.7  |
| 03-Sep-20 | Fine              | 9:39  | 76.4  |
| 03-Sep-20 | Fine              | 10:40 | 79.1  |
| 09-Sep-20 | Fine              | 9:49  | 29.4  |
| 09-Sep-20 | Fine              | 10:50 | 25.0  |
| 09-Sep-20 | Fine              | 13:00 | 24.7  |
| 15-Sep-20 | Fine              | 8:25  | 88.5  |
| 15-Sep-20 | Fine              | 9:26  | 110.6   |
| 15-Sep-20 | Fine              | 10:27 | 96.4  |
| 21-Sep-20 | Fine              | 09:42 | 30.5  |
| 21-Sep-20 | Fine              | 10:43 | 35.0  |
| 21-Sep-20 | Fine              | 13:00 | 35.2  |
| 26-Sep-20 | Fine              | 08:01 | 59.2  |
| 26-Sep-20 | Fine              | 09:02 | 62.2  |
| 26-Sep-20 | Fine              | 10:03 | 41.6  |
| 30-Sep-20 | Fine              | 08:28 | 17.1  |
| 30-Sep-20 | Fine              | 09:29 | 13.0  |
| 30-Sep-20 | Fine              | 10:30 | 13.0  |



Report on 1-hour TSP monitoring at NCWBR\_AMS-2 - Shun Lee Estate Lee Hang House

Action Level ( $\mu\text{g}/\text{m}^3$ ) - 282.4  
Limit Level ( $\mu\text{g}/\text{m}^3$ ) - 500.0

| Date      | Weather Condition | Time  | Mass Concentration ( $\mu\text{g}/\text{m}^3$ ) |
|-----------|-------------------|-------|---|
| 03-Sep-20 | Fine              | 8:26  | 130.1   |
| 03-Sep-20 | Fine              | 9:27  | 95.8  |
| 03-Sep-20 | Fine              | 10:28 | 94.9  |
| 09-Sep-20 | Fine              | 10:42 | 31.4  |
| 09-Sep-20 | Fine              | 13:00 | 23.7  |
| 09-Sep-20 | Fine              | 14:01 | 25.8  |
| 15-Sep-20 | Fine              | 8:31  | 54.4  |
| 15-Sep-20 | Fine              | 9:32  | 53.2  |
| 15-Sep-20 | Fine              | 10:32 | 52.8  |
| 21-Sep-20 | Fine              | 09:13 | 22.6  |
| 21-Sep-20 | Fine              | 10:14 | 24.1  |
| 21-Sep-20 | Fine              | 13:00 | 21.9  |
| 26-Sep-20 | Fine              | 08:00 | 64.9  |
| 26-Sep-20 | Fine              | 09:01 | 58.0  |
| 26-Sep-20 | Fine              | 10:02 | 52.7  |
| 30-Sep-20 | Fine              | 08:04 | 20.4  |
| 30-Sep-20 | Fine              | 09:05 | 17.0  |
| 30-Sep-20 | Fine              | 10:06 | 13.8  |



Report on 1-hour TSP monitoring at NCWBR\_AMS-3 - Shun Lee Disciplined Services  
Quarters (Block 6)  
Action Level ( $\mu\text{g}/\text{m}^3$ ) - 287.9  
Limit Level ( $\mu\text{g}/\text{m}^3$ ) - 500.0

| Date      | Weather Condition | Time  | Mass Concentration ( $\mu\text{g}/\text{m}^3$ ) |
|-----------|-------------------|-------|---|
| 03-Sep-20 | Fine              | 8:27  | 172.8   |
| 03-Sep-20 | Fine              | 9:28  | 145.6   |
| 03-Sep-20 | Fine              | 10:29 | 177.7   |
| 09-Sep-20 | Fine              | 10:08 | 24.1  |
| 09-Sep-20 | Fine              | 13:00 | 25.0  |
| 09-Sep-20 | Fine              | 14:01 | 25.1  |
| 15-Sep-20 | Fine              | 8:26  | 23.5  |
| 15-Sep-20 | Fine              | 9:27  | 20.8  |
| 15-Sep-20 | Fine              | 10:28 | 15.9  |
| 21-Sep-20 | Fine              | 09:55 | 10.6  |
| 21-Sep-20 | Fine              | 10:56 | 12.4  |
| 21-Sep-20 | Fine              | 13:00 | 13.1  |
| 26-Sep-20 | Fine              | 08:12 | 51.9  |
| 26-Sep-20 | Fine              | 09:13 | 52.1  |
| 26-Sep-20 | Fine              | 10:14 | 52.7  |
| 30-Sep-20 | Fine              | 08:36 | 30.9  |
| 30-Sep-20 | Fine              | 09:37 | 29.2  |
| 30-Sep-20 | Fine              | 10:38 | 30.7  |



Report on 1-hour TSP monitoring at NCWBR\_AMS-4 - Sienna Garden

Action Level ( $\mu\text{g}/\text{m}^3$ ) - 281.6  
Limit Level ( $\mu\text{g}/\text{m}^3$ ) - 500.0

| Date      | Weather Condition | Time  | Mass Concentration ( $\mu\text{g}/\text{m}^3$ ) |
|-----------|-------------------|-------|---|
| 03-Sep-20 | Fine              | 8:40  | 107.1   |
| 03-Sep-20 | Fine              | 9:41  | 103.7   |
| 03-Sep-20 | Fine              | 10:42 | 142.3   |
| 09-Sep-20 | Fine              | 10:23 | 13.1  |
| 09-Sep-20 | Fine              | 13:00 | 8.0   |
| 09-Sep-20 | Fine              | 14:01 | 8.0   |
| 15-Sep-20 | Fine              | 8:43  | 47.0  |
| 15-Sep-20 | Fine              | 9:44  | 40.9  |
| 15-Sep-20 | Fine              | 10:45 | 40.1  |
| 21-Sep-20 | Fine              | 11:00 | 29.4  |
| 21-Sep-20 | Fine              | 13:00 | 39.9  |
| 21-Sep-20 | Fine              | 14:01 | 51.3  |
| 26-Sep-20 | Fine              | 08:08 | 92.2  |
| 26-Sep-20 | Fine              | 09:09 | 85.0  |
| 26-Sep-20 | Fine              | 10:10 | 85.2  |
| 30-Sep-20 | Fine              | 08:00 | 10.3  |
| 30-Sep-20 | Fine              | 09:01 | 17.8  |
| 30-Sep-20 | Fine              | 10:02 | 38.2  |



Report on 1-hour TSP monitoring at NCWBR\_AMS-5 - Shun Chi Court Shun Fung

House

Action Level ( $\mu\text{g}/\text{m}^3$ ) - 270.0

Limit Level ( $\mu\text{g}/\text{m}^3$ ) - 500.0

| Date      | Weather Condition | Time  | Mass Concentration ( $\mu\text{g}/\text{m}^3$ ) |
|-----------|-------------------|-------|---|
| 03-Sep-20 | Fine              | 8:57  | 98.3  |
| 03-Sep-20 | Fine              | 9:58  | 89.3  |
| 03-Sep-20 | Fine              | 10:59 | 95.4  |
| 09-Sep-20 | Fine              | 10:14 | 22.0  |
| 09-Sep-20 | Fine              | 13:00 | 19.2  |
| 09-Sep-20 | Fine              | 14:01 | 18.9  |
| 15-Sep-20 | Fine              | 8:28  | 96.5  |
| 15-Sep-20 | Fine              | 9:29  | 95.3  |
| 15-Sep-20 | Fine              | 10:30 | 100.0   |
| 21-Sep-20 | Fine              | 09:40 | 50.7  |
| 21-Sep-20 | Fine              | 10:41 | 57.9  |
| 21-Sep-20 | Fine              | 13:00 | 61.8  |
| 26-Sep-20 | Fine              | 08:22 | 67.4  |
| 26-Sep-20 | Fine              | 09:23 | 68.1  |
| 26-Sep-20 | Fine              | 10:24 | 67.4  |
| 30-Sep-20 | Fine              | 08:14 | 52.2  |
| 30-Sep-20 | Fine              | 09:15 | 36.6  |
| 30-Sep-20 | Fine              | 10:16 | 35.2  |



Report on 1-hour TSP monitoring at LTR\_AMS-1 - St Edward's Catholic Primary School

Action Level ( $\mu\text{g}/\text{m}^3$ ) - 272.1  
Limit Level ( $\mu\text{g}/\text{m}^3$ ) - 500.0

| Date      | Weather Condition | Time  | Mass Concentration ( $\mu\text{g}/\text{m}^3$ ) |
|-----------|-------------------|-------|---|
| 03-Sep-20 | Fine              | 8:58  | 57.7  |
| 03-Sep-20 | Fine              | 9:59  | 113.8   |
| 03-Sep-20 | Fine              | 11:00 | 108.6   |
| 09-Sep-20 | Fine              | 8:31  | 15.0  |
| 09-Sep-20 | Fine              | 9:32  | 19.4  |
| 09-Sep-20 | Fine              | 10:33 | 17.8  |
| 15-Sep-20 | Fine              | 8:52  | 40.7  |
| 15-Sep-20 | Fine              | 9:53  | 120.1   |
| 15-Sep-20 | Fine              | 10:54 | 112.4   |
| 21-Sep-20 | Fine              | 8:44  | 19.1  |
| 21-Sep-20 | Fine              | 9:58  | 64.9  |
| 21-Sep-20 | Fine              | 10:59 | 63.6  |
| 26-Sep-20 | Fine              | 08:45 | 47.5  |
| 26-Sep-20 | Fine              | 09:46 | 84.5  |
| 26-Sep-20 | Fine              | 10:47 | 79.9  |
| 30-Sep-20 | Fine              | 08:57 | 12.9  |
| 30-Sep-20 | Fine              | 09:58 | 16.1  |
| 30-Sep-20 | Fine              | 10:59 | 14.2  |



Report on 1-hour TSP monitoring at LTR\_AMS-2 - Environmental Protection  
Department's Restored Landfill Site Office  
Action Level ( $\mu\text{g}/\text{m}^3$ ) - 281.1  
Limit Level ( $\mu\text{g}/\text{m}^3$ ) - 500.0

| Date      | Weather Condition | Time  | Mass Concentration ( $\mu\text{g}/\text{m}^3$ ) |
|-----------|-------------------|-------|---|
| 03-Sep-20 | Fine              | 8:33  | 56.5  |
| 03-Sep-20 | Fine              | 9:34  | 100.2   |
| 03-Sep-20 | Fine              | 10:35 | 103.3   |
| 09-Sep-20 | Fine              | 8:24  | 30.7  |
| 09-Sep-20 | Fine              | 9:25  | 43.0  |
| 09-Sep-20 | Fine              | 10:26 | 28.3  |
| 15-Sep-20 | Fine              | 8:45  | 108.1   |
| 15-Sep-20 | Fine              | 9:46  | 291.9   |
| 15-Sep-20 | Fine              | 10:47 | 367.2   |
| 21-Sep-20 | Fine              | 08:29 | 10.8  |
| 21-Sep-20 | Fine              | 09:30 | 32.1  |
| 21-Sep-20 | Fine              | 10:31 | 33.9  |
| 26-Sep-20 | Fine              | 08:46 | 39.6  |
| 26-Sep-20 | Fine              | 09:47 | 58.4  |
| 26-Sep-20 | Fine              | 10:48 | 59.2  |
| 30-Sep-20 | Fine              | 08:48 | 40.2  |
| 30-Sep-20 | Fine              | 09:49 | 61.2  |
| 30-Sep-20 | Fine              | 10:50 | 63.8  |



Report on 1-hour TSP monitoring at LTR\_AMS-3 - Po Tat Estate Tat Kai House

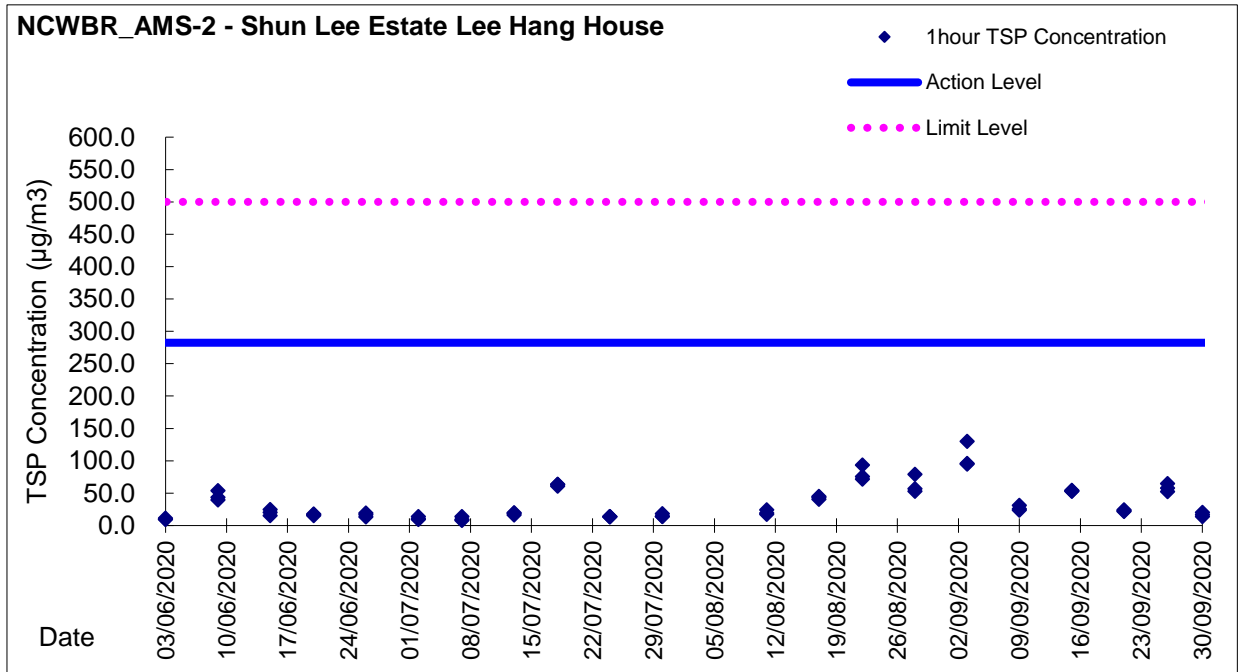
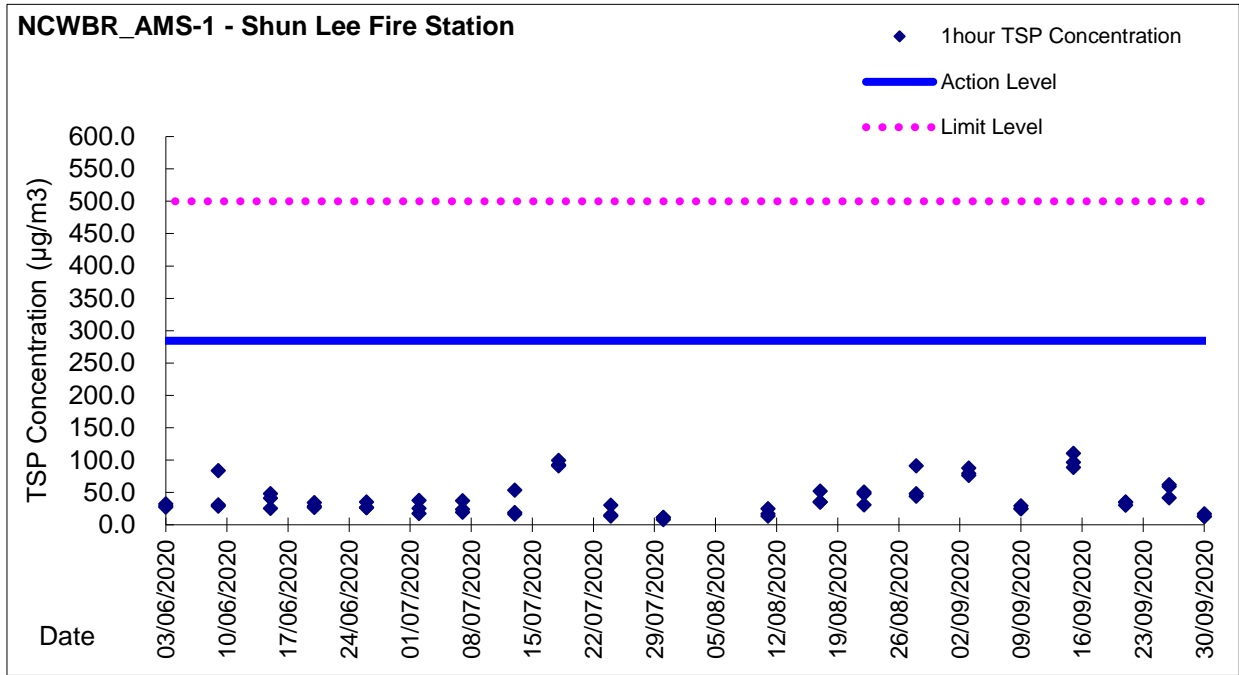
Action Level ( $\mu\text{g}/\text{m}^3$ ) - 285.1  
Limit Level ( $\mu\text{g}/\text{m}^3$ ) - 500.0

| Date      | Weather Condition | Time  | Mass Concentration ( $\mu\text{g}/\text{m}^3$ ) |
|-----------|-------------------|-------|---|
| 03-Sep-20 | Fine              | 8:30  | 69.1  |
| 03-Sep-20 | Fine              | 9:31  | 95.5  |
| 03-Sep-20 | Fine              | 10:32 | 102.5   |
| 09-Sep-20 | Fine              | 8:44  | 16.9  |
| 09-Sep-20 | Fine              | 9:45  | 17.3  |
| 09-Sep-20 | Fine              | 10:46 | 14.4  |
| 15-Sep-20 | Fine              | 8:30  | 53.6  |
| 15-Sep-20 | Fine              | 9:31  | 124.1   |
| 15-Sep-20 | Fine              | 10:32 | 75.8  |
| 21-Sep-20 | Fine              | 8:20  | 35.1  |
| 21-Sep-20 | Fine              | 9:21  | 32.0  |
| 21-Sep-20 | Fine              | 10:22 | 23.4  |
| 26-Sep-20 | Fine              | 08:38 | 22.4  |
| 26-Sep-20 | Fine              | 09:39 | 12.7  |
| 26-Sep-20 | Fine              | 10:40 | 5.4   |
| 30-Sep-20 | Fine              | 08:43 | 10.2  |
| 30-Sep-20 | Fine              | 09:44 | 9.1   |
| 30-Sep-20 | Fine              | 10:45 | 6.8   |



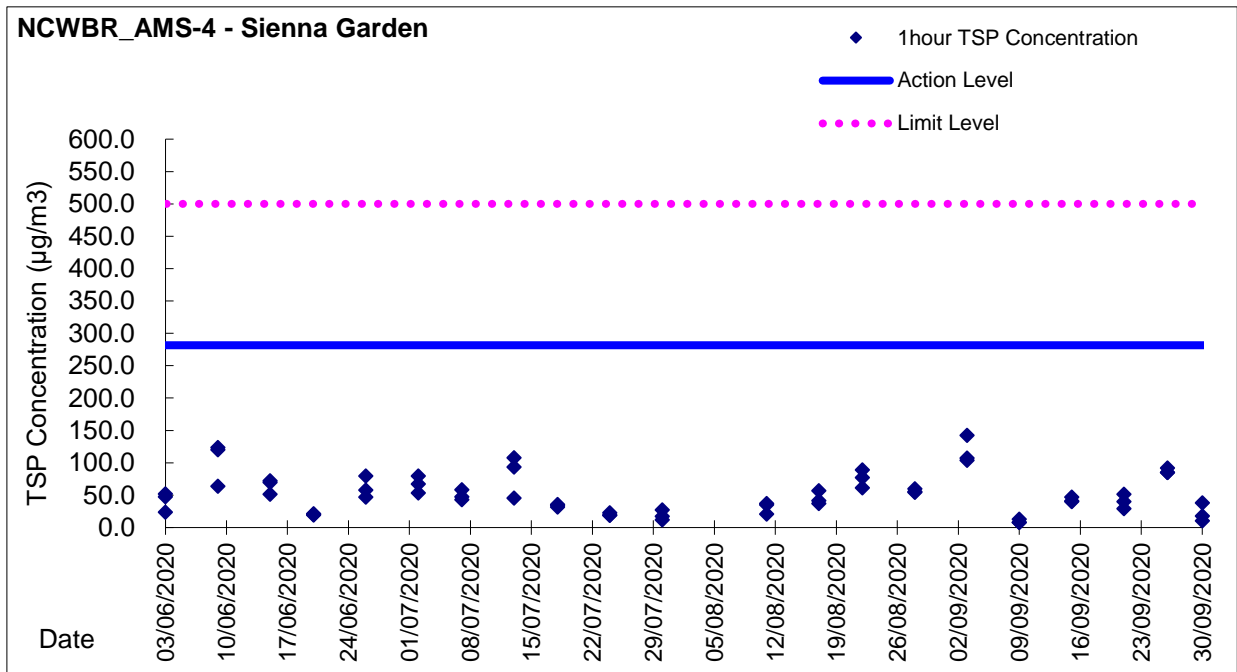
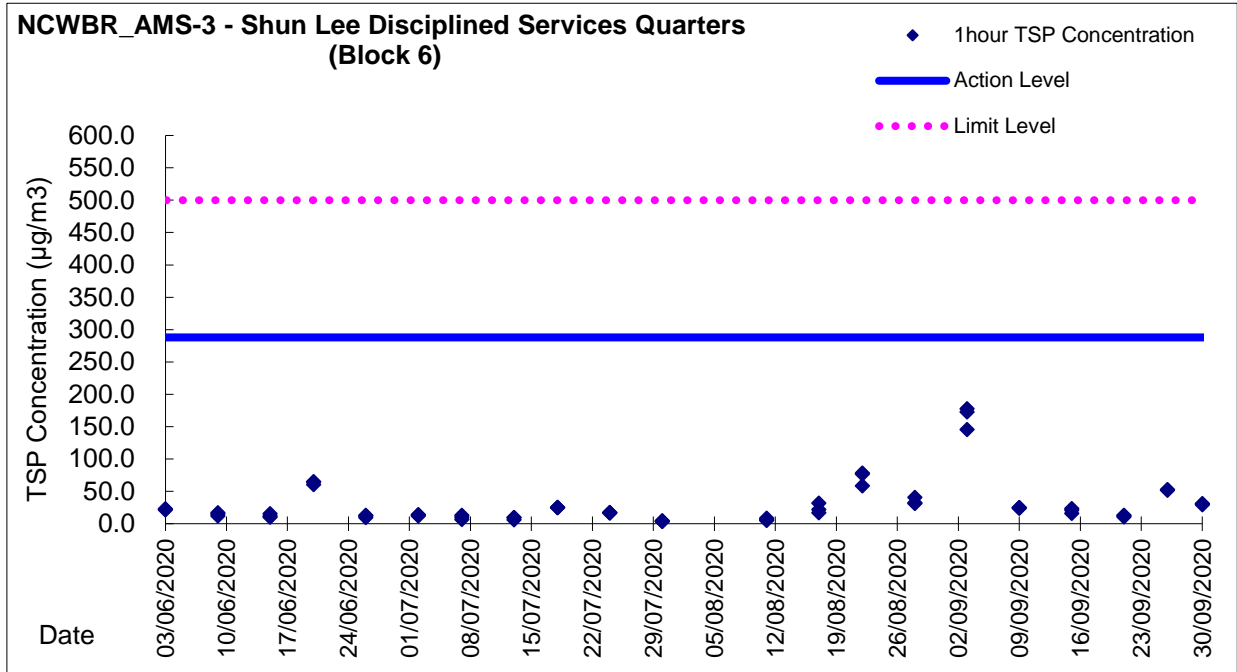


Graphic Presentation of TSP Result



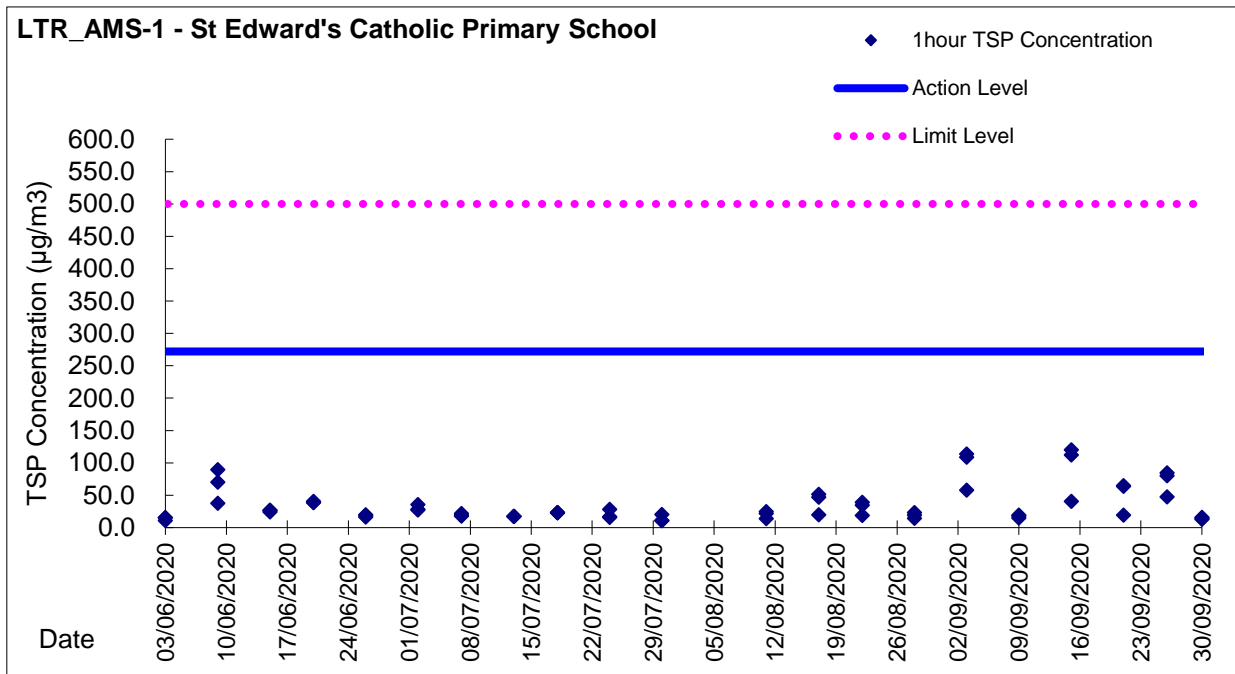
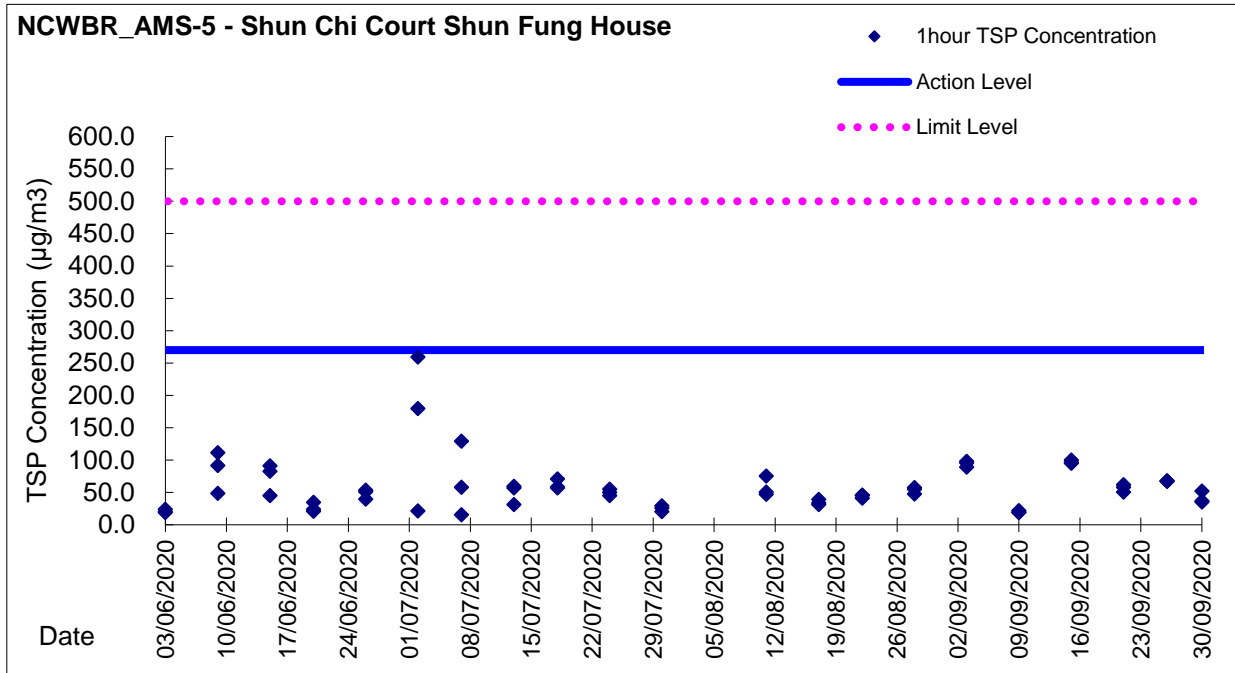


Graphic Presentation of TSP Result





Graphic Presentation of TSP Result





Graphic Presentation of TSP Result

