



Noise Monitoring Result

Day Time (0700 - 1900hrs on normal weekdays)

Location: NMC-01 - G/F, Kei Shun Special School

Date	Weather	Time	Measurement Noise Level			Average Noise Level	Baseline Level	Construction Noise Level	Limit Level
			Leq	L10	L90	Leq	Leq	Leq	Leq
			Unit: dB(A), (5-min)			Unit: dB(A), (30-min)			
6 Sep 2021	Fine	9:35	68.5	72.5	66.6	68	69.3	<Baseline Level	70
		9:40	68.5	72.4	66.5				
		9:45	68.0	72.8	66.2				
		9:50	67.9	72.5	65.9				
		9:55	68.9	72.6	65.8				
		10:00	69.0	72.5	65.9				
13 Sep 2021	Fine	9:45	70.3	72.1	66.3	70	69.3	63	70
		9:50	70.2	72.7	65.0				
		9:55	70.5	72.8	66.2				
		10:00	69.7	72.8	65.4				
		10:05	70.7	73.4	66.1				
		10:10	70.2	73.2	64.7				
21 Sep 2021	Fine	8:50	69.5	72.5	66.5	69	69.3	54	70
		8:55	69.9	71.9	66.4				
		9:00	70.2	71.9	65.8				
		9:05	68.5	71.8	65.5				
		9:10	69.0	72.0	65.4				
		9:15	69.2	72.5	65.2				
27 Sep 2021	Cloudy	8:35	70.0	71.8	65.8	70	69.3	63	70
		8:40	70.0	72.3	66.9				
		8:45	69.2	71.0	65.4				
		8:50	70.5	72.5	67.8				
		8:55	71.2	72.8	68.2				
		9:00	69.7	71.9	65.6				



Noise Monitoring Result

Day Time (0700 - 1900hrs on normal weekdays)

Location: NMC-02 - 3/F podium, Shun Lee Disciplined Services Quarters Block 6

Date	Weather	Time	Measurement Noise Level			Average Noise Level	Baseline Level	Construction Noise Level	Limit Level
			Leq	L10	L90	Leq	Leq	Leq	Leq
			Unit: dB(A), (5-min)			Unit: dB(A), (30-min)			
6 Sep 2021	Fine	10:30	72.6	75.6	69.0	73	72.0	65	75
		10:35	73.2	77.0	68.4				
		10:40	72.5	76.8	68.5				
		10:45	72.4	76.4	69.2				
		10:50	73.0	77.0	68.2				
		10:55	72.8	77.2	68.5				
13 Sep 2021	Fine	10:20	72.3	74.8	68.5	73	72.0	64	75
		10:25	72.4	74.3	68.9				
		10:30	72.8	75.0	69.4				
		10:35	72.7	75.2	68.1				
		10:40	72.7	74.6	69.7				
		10:45	72.9	75.2	69.3				
21 Sep 2021	Fine	9:30	72.9	76.5	68.3	73	72.0	63	75
		9:35	72.5	77.0	68.4				
		9:40	72.1	76.6	69.0				
		9:45	72.5	76.1	68.5				
		9:50	72.6	75.8	68.9				
		9:55	72.5	75.0	68.1				
27 Sep 2021	Cloudy	9:10	72.6	74.5	69.1	73	72.0	66	75
		9:15	73.7	75.6	69.9				
		9:20	72.7	75.1	69.5				
		9:25	72.6	75.2	68.9				
		9:30	73.5	76.1	69.5				
		9:35	73.0	75.4	68.3				



Noise Monitoring Result

Day Time (0700 - 1900hrs on normal weekdays)

Location: NMC-03 - G/F, Sienna Garden Block 6

Date	Weather	Time	Measurement Noise Level			Average Noise Level	Baseline Level	Construction Noise Level	Limit Level
			Leq	L10	L90	Leq	Leq	Leq	Leq
			Unit: dB(A), (5-min)			Unit: dB(A), (30-min)			
6 Sep 2021	Fine	11:30	73.5	78.5	67.5	74	78.2	<Baseline Level	75
		11:35	74.5	78.6	67.0				
		11:40	75.0	79.0	67.2				
		11:45	74.8	78.9	67.5				
		11:50	74.2	79.2	68.0				
		11:55	74.6	78.6	68.2				
11 Sep 2021	Fine	11:00	73.9	77.0	61.7	74	78.2	<Baseline Level	75
		11:05	73.7	77.2	61.2				
		11:10	72.7	75.9	61.3				
		11:15	74.2	76.0	65.9				
		11:20	75.0	77.7	63.3				
		11:25	72.7	75.2	64.0				
20 Sep 2021	Fine	11:20	77.2	81.3	68.7	77	78.2	<Baseline Level	75
		11:25	77.6	80.3	69.7				
		11:30	77.6	80.2	69.6				
		11:35	78.1	82.0	72.6				
		11:40	76.7	80.2	72.5				
		11:45	75.9	79.5	72.9				
27 Sep 2021	Cloudy	10:00	77.1	80.4	69.3	78	78.2	<Baseline Level	75
		10:05	79.5	81.7	72.3				
		10:10	77.9	80.9	72.6				
		10:15	76.7	78.9	72.2				
		10:20	77.8	80.7	73.0				
		10:25	77.6	80.7	72.2				



Noise Monitoring Result

Day Time (0700 - 1900hrs on normal weekdays)

Location: NMC-04 - 3/F Podium, Po Tat Estate Tat Kai House

Date	Weather	Time	Measurement Noise Level			Average Noise Level	Baseline Level	Construction Noise Level	Limit Level
			Leq	L10	L90	Leq	Leq	Leq	Leq
			Unit: dB(A), (5-min)			Unit: dB(A), (30-min)			
6 Sep 2021	Fine	14:00	64.8	66.5	61.2	65	66.6	<Baseline Level	75
		14:05	64.7	66.8	62.0				
		14:10	65.0	67.0	61.5				
		14:15	64.2	66.8	61.8				
		14:20	64.5	66.4	62.2				
		14:25	65.0	66.2	61.4				
13 Sep 2021	Cloudy	13:20	65.5	66.9	63.0	65	66.6	<Baseline Level	75
		13:25	64.2	65.3	62.8				
		13:30	64.7	66.1	63.0				
		13:35	65.2	66.5	63.3				
		13:40	64.7	66.1	63.2				
		13:45	65.1	66.0	63.4				
20 Sep 2021	Fine	13:05	65.6	67.7	62.9	65	66.6	<Baseline Level	75
		13:10	65.5	66.9	62.0				
		13:15	65.7	66.5	64.3				
		13:20	65.3	66.5	60.3				
		13:25	65.3	66.5	63.3				
		13:30	65.1	66.2	64.0				
27 Sep 2021	Fine	13:15	67.1	69.2	64.0	67	66.6	<Baseline Level	75
		13:20	66.5	67.7	64.7				
		13:25	66.5	67.5	65.3				
		13:30	65.8	67.2	64.1				
		13:35	66.7	68.6	64.3				
		13:40	66.4	68.4	64.1				



Noise Monitoring Result

Day Time (0700 - 1900hrs on normal weekdays)

Location: NMC-05 - G/F, Hong Wah Court Block B Yee Hong House

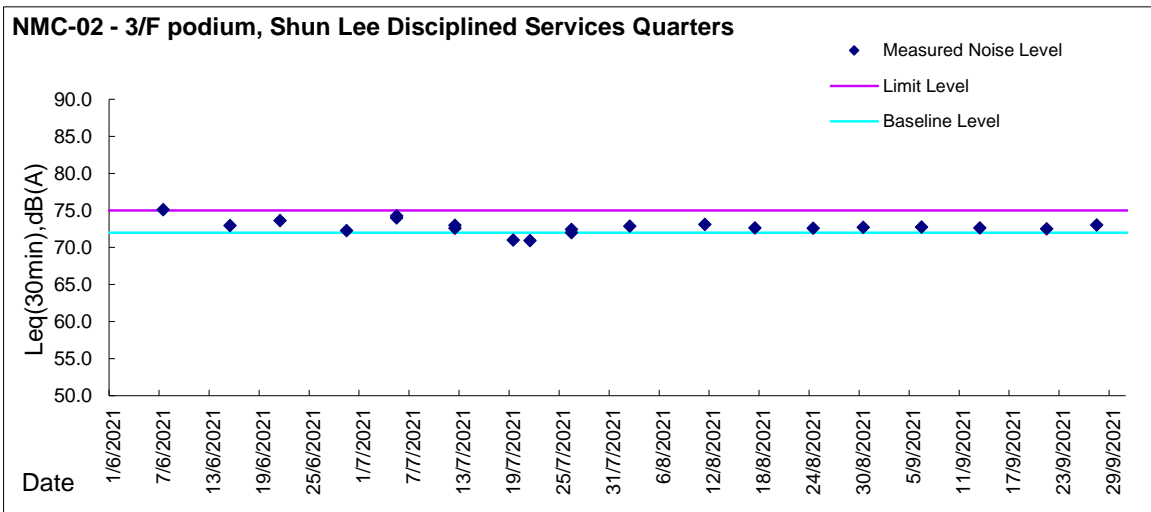
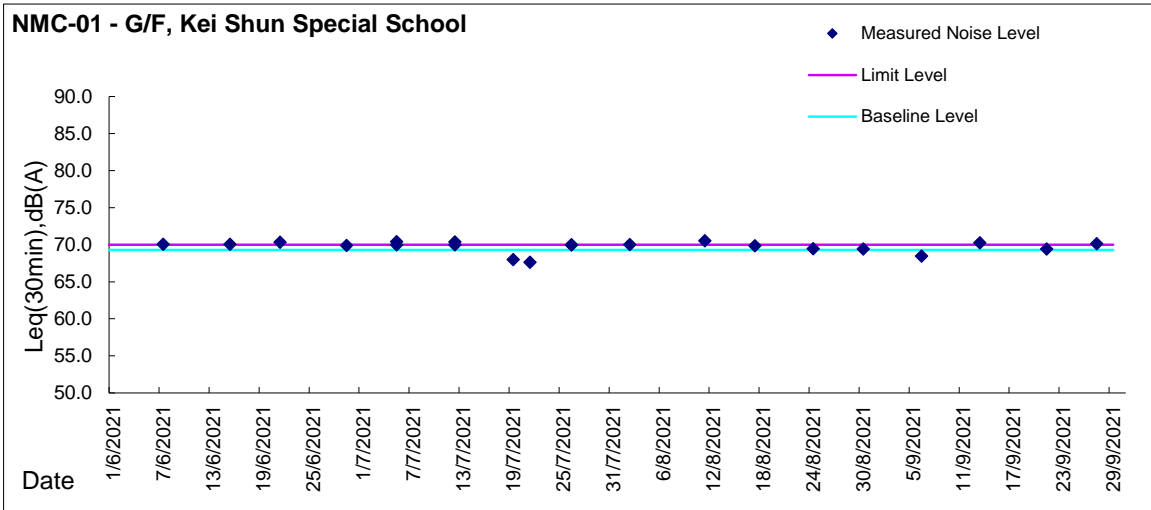
Date	Weather	Time	Measurement Noise Level			Average Noise Level	Baseline Level	Construction Noise Level	Limit Level			
			Leq	L10	L90					Leq	Leq	Leq
			Unit: dB(A), (5-min)							Unit: dB(A), (30-min)		
1 Sep 2021	Fine	16:00	63.1	65.3	56.6	63	61.8	57	75			
		16:05	58.3	60.1	55.7							
		16:10	58.1	59.7	56.0							
		16:15	64.8	65.7	63.8							
		16:20	64.5	65.2	63.7							
6 Sep 2021	Fine	14:45	63.5	66.5	61.0	64	61.8	60	75			
		14:50	64.5	67.5	61.5							
		14:55	64.8	67.2	62.0							
		15:00	63.8	68.0	62.1							
		15:05	64.2	67.2	61.8							
9 Sep 2021	Fine	10:45	80.7	83.2	70.5	75	61.8	75	75			
		10:50	78.0	84.5	57.7							
		10:55	62.9	64.6	57.5							
		11:00	68.1	71.3	57.0							
		11:05	60.2	62.6	55.7							
13 Sep 2021	Cloudy	11:10	60.3	63.4	55.4	62	61.8	<Baseline Level	75			
		13:32	64.1	65.6	60.1							
		13:37	68.5	71.8	62.2							
		13:42	65.9	68.2	62.4							
		13:47	63.6	65.7	60.8							
16 Sep 2021	Fine	13:52	62.6	64.8	60.3	61	61.8	<Baseline Level	75			
		13:57	63.3	66.0	60.6							
		10:50	61.8	64.6	57.6							
		10:55	61.0	63.4	57.9							
		11:00	60.4	62.8	57.5							
20 Sep 2021	Fine	11:05	60.1	62.5	56.6	73	61.8	72	75			
		11:10	60.9	63.5	57.2							
		11:15	59.8	62.1	56.9							
		13:55	72.0	73.9	67.5							
		14:00	72.4	74.0	68.0							
23 Sep 2021	Cloudy	14:05	73.4	74.5	68.2	68	61.8	67	75			
		14:10	73.2	74.4	68.3							
		14:15	72.8	73.9	68.3							
		14:20	72.6	73.7	68.1							
		10:45	73.3	75.4	69.5							
27 Sep 2021	Fine	10:50	65.6	67.7	62.3	64	61.8	60	75			
		10:55	66.1	68.7	62.3							
		11:00	66.2	68.5	63.1							
		11:05	62.7	64.9	58.9							
		11:10	62.2	64.2	58.9							
29 Sep 2021	Fine	11:30	63.7	64.8	61.5	62	61.8	<Baseline Level	75			
		11:35	65.9	69.6	60.3							
		11:40	66.1	69.3	60.6							
		11:45	62.9	64.7	60.4							
		11:50	62.2	64.3	59.8							
		11:55	62.1	63.8	60.2							
		14:10	59.7	61.8	57.1							
		14:15	64.1	65.3	62.6							
		14:20	63.0	64.2	58.9							
		14:25	59.9	61.5	57.4							
		14:30	60.2	62.5	57.2							
		14:35	59.9	61.6	57.1							

* Noise monitoring conducted on 01, 16, 29 September 2021 was measured at 37/F, Roof of Block B

* Noise monitoring conducted on 09, 23 September 2021 was measured at 21/F, middle level of Block B

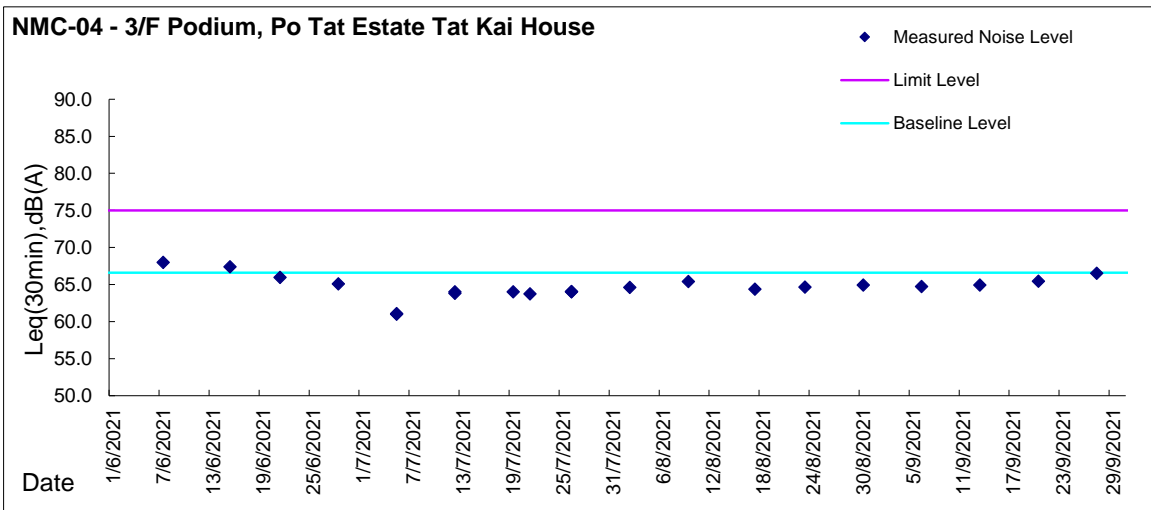
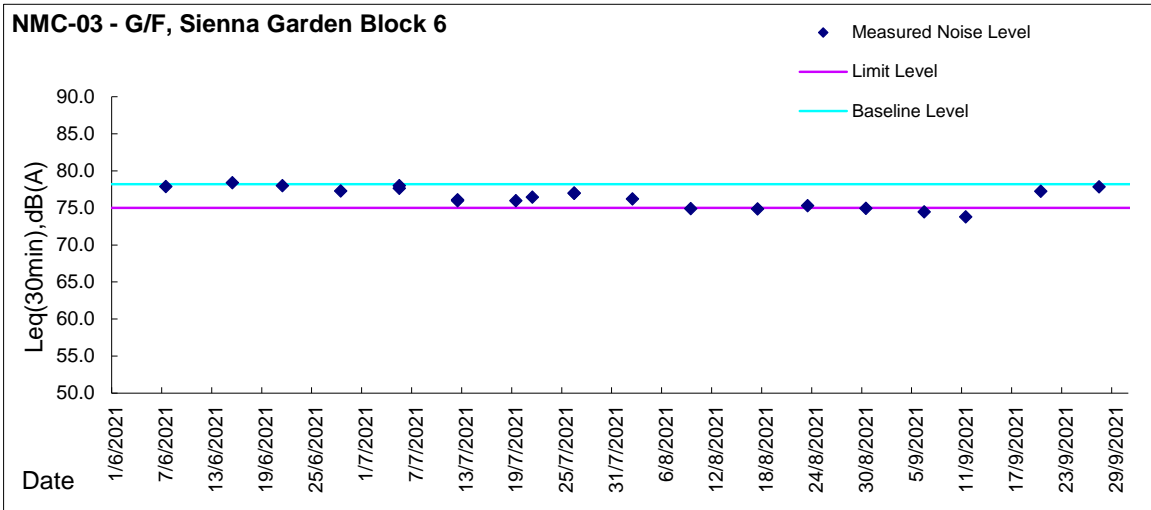


Graphic Presentation of Noise Monitoring Result
Day Time (0700 - 1900hrs on normal weekdays)





Graphic Presentation of Noise Monitoring Result
Day Time (0700 - 1900hrs on normal weekdays)





Graphic Presentation of Noise Monitoring Result
Day Time (0700 - 1900hrs on normal weekdays)

