



Report on 1-hour TSP monitoring at NCWBR\_AMS-1 - Shun Lee Fire Station

Action Level ( $\mu\text{g}/\text{m}^3$ ) - 284.4  
Limit Level ( $\mu\text{g}/\text{m}^3$ ) - 500.0

Date	Weather Condition	Time	Mass Concentration ( $\mu\text{g}/\text{m}^3$ )
6-Sep-21	Fine	8:55	32.3
6-Sep-21	Fine	9:56	23.6
6-Sep-21	Fine	10:57	18.4
11-Sep-21	Fine	9:36	19.9
11-Sep-21	Fine	10:37	18.3
11-Sep-21	Fine	13:00	17.2
17-Sep-21	Fine	9:06	70.1
17-Sep-21	Fine	10:07	60.8
17-Sep-21	Fine	13:00	82.4
23-Sep-21	Fine	8:56	8.4
23-Sep-21	Fine	9:57	4.0
23-Sep-21	Fine	10:58	10.4
29-Sep-21	Fine	9:16	74.3
29-Sep-21	Fine	10:17	71.3
29-Sep-21	Fine	13:00	63.3

Report on 1-hour TSP monitoring at NCWBR\_AMS-2 - Shun Lee Estate Lee Hang House

Action Level ( $\mu\text{g}/\text{m}^3$ ) - 282.4  
 Limit Level ( $\mu\text{g}/\text{m}^3$ ) - 500.0

Date	Weather Condition	Time	Mass Concentration ( $\mu\text{g}/\text{m}^3$ )
6-Sep-21	Fine	9:36	10.3
6-Sep-21	Fine	10:37	17.2
6-Sep-21	Fine	13:00	19.0
11-Sep-21	Fine	9:42	31.4
11-Sep-21	Fine	10:43	22.0
11-Sep-21	Fine	13:00	25.7
17-Sep-21	Fine	9:29	35.1
17-Sep-21	Fine	10:30	36.8
17-Sep-21	Fine	13:00	36.5
23-Sep-21	Fine	8:38	12.8
23-Sep-21	Fine	9:39	10.7
23-Sep-21	Fine	10:40	12.2
29-Sep-21	Fine	8:35	63.1
29-Sep-21	Fine	9:36	71.4
29-Sep-21	Fine	10:37	65.4



Report on 1-hour TSP monitoring at NCWBR\_AMS-3 - Shun Lee Disciplined Services  
Quarters (Block 6)  
Action Level ( $\mu\text{g}/\text{m}^3$ ) - 287.9  
Limit Level ( $\mu\text{g}/\text{m}^3$ ) - 500.0

Date	Weather Condition	Time	Mass Concentration ( $\mu\text{g}/\text{m}^3$ )
6-Sep-21	Fine	8:45	7.0
6-Sep-21	Fine	9:46	13.5
6-Sep-21	Fine	10:46	12.1
11-Sep-21	Fine	9:28	24.0
11-Sep-21	Fine	10:29	24.0
11-Sep-21	Fine	13:00	24.9
17-Sep-21	Fine	9:11	53.0
17-Sep-21	Fine	10:12	40.7
17-Sep-21	Fine	13:00	42.4
23-Sep-21	Fine	8:42	14.7
23-Sep-21	Fine	9:43	16.1
23-Sep-21	Fine	10:44	15.7
29-Sep-21	Fine	8:41	54.4
29-Sep-21	Fine	9:42	60.0
29-Sep-21	Fine	10:43	53.6



Report on 1-hour TSP monitoring at NCWBR\_AMS-4 - Sienna Garden

Action Level ( $\mu\text{g}/\text{m}^3$ ) - 281.6  
Limit Level ( $\mu\text{g}/\text{m}^3$ ) - 500.0

Date	Weather Condition	Time	Mass Concentration ( $\mu\text{g}/\text{m}^3$ )
6-Sep-21	Fine	8:49	15.4
6-Sep-21	Fine	9:50	11.6
6-Sep-21	Fine	10:51	16.3
11-Sep-21	Fine	9:23	13.1
11-Sep-21	Fine	10:24	9.6
11-Sep-21	Fine	13:00	8.0
17-Sep-21	Fine	9:49	39.0
17-Sep-21	Fine	10:50	40.3
17-Sep-21	Fine	13:00	39.3
23-Sep-21	Fine	8:56	30.4
23-Sep-21	Fine	9:57	50.3
23-Sep-21	Fine	10:58	41.1
29-Sep-21	Fine	8:37	8.2
29-Sep-21	Fine	9:38	14.9
29-Sep-21	Fine	10:39	16.6



Report on 1-hour TSP monitoring at NCWBR\_AMS-5 - Shun Chi Court Shun Fung House

Action Level ( $\mu\text{g}/\text{m}^3$ ) - 270.0  
Limit Level ( $\mu\text{g}/\text{m}^3$ ) - 500.0

Date	Weather Condition	Time	Mass Concentration ( $\mu\text{g}/\text{m}^3$ )
6-Sep-21	Fine	9:40	78.9
6-Sep-21	Fine	10:41	37.7
6-Sep-21	Fine	13:00	32.8
11-Sep-21	Fine	9:14	13.0
11-Sep-21	Fine	10:15	98.0
11-Sep-21	Fine	13:00	10.9
17-Sep-21	Fine	8:41	14.6
17-Sep-21	Fine	9:42	19.9
17-Sep-21	Fine	10:43	11.0
23-Sep-21	Fine	8:50	44.3
23-Sep-21	Fine	9:51	30.9
23-Sep-21	Fine	10:52	33.3
29-Sep-21	Fine	8:35	7.6
29-Sep-21	Fine	9:36	6.9
29-Sep-21	Fine	10:37	7.2



Report on 1-hour TSP monitoring at LTR\_AMS-1 - St Edward's Catholic Primary School

Action Level ( $\mu\text{g}/\text{m}^3$ ) - 272.1  
Limit Level ( $\mu\text{g}/\text{m}^3$ ) - 500.0

Date	Weather Condition	Time	Mass Concentration ( $\mu\text{g}/\text{m}^3$ )
6-Sep-21	Fine	9:34	14.7
6-Sep-21	Fine	10:35	10.5
6-Sep-21	Fine	13:00	11.2
11-Sep-21	Fine	8:37	20.7
11-Sep-21	Fine	9:38	14.7
11-Sep-21	Fine	10:39	13.2
17-Sep-21	Fine	9:06	70.1
17-Sep-21	Fine	10:07	60.8
17-Sep-21	Fine	13:00	45.2
23-Sep-21	Fine	8:39	17.8
23-Sep-21	Fine	9:40	14.9
23-Sep-21	Fine	10:41	12.4
29-Sep-21	Fine	9:35	44.5
29-Sep-21	Fine	10:37	48.3
29-Sep-21	Fine	13:00	44.3



Report on 1-hour TSP monitoring at LTR\_AMS-2 - Environmental Protection  
Department's Restored Landfill Site Office  
Action Level ( $\mu\text{g}/\text{m}^3$ ) - 281.1  
Limit Level ( $\mu\text{g}/\text{m}^3$ ) - 500.0

Date	Weather Condition	Time	Mass Concentration ( $\mu\text{g}/\text{m}^3$ )
6-Sep-21	Fine	9:28	41.9
6-Sep-21	Fine	10:29	20.6
6-Sep-21	Fine	13:00	22.8
11-Sep-21	Fine	8:24	74.5
11-Sep-21	Fine	9:25	104.5
11-Sep-21	Fine	10:26	68.7
17-Sep-21	Fine	9:40	20.7
17-Sep-21	Fine	10:41	28.3
17-Sep-21	Fine	13:00	35.2
23-Sep-21	Fine	8:25	33.3
23-Sep-21	Fine	9:26	23.1
23-Sep-21	Fine	10:27	31.6
29-Sep-21	Fine	9:37	96.8
29-Sep-21	Fine	10:38	68.5
29-Sep-21	Fine	13:00	62.9



Report on 1-hour TSP monitoring at LTR\_AMS-3 - Po Tat Estate Tat Kai House

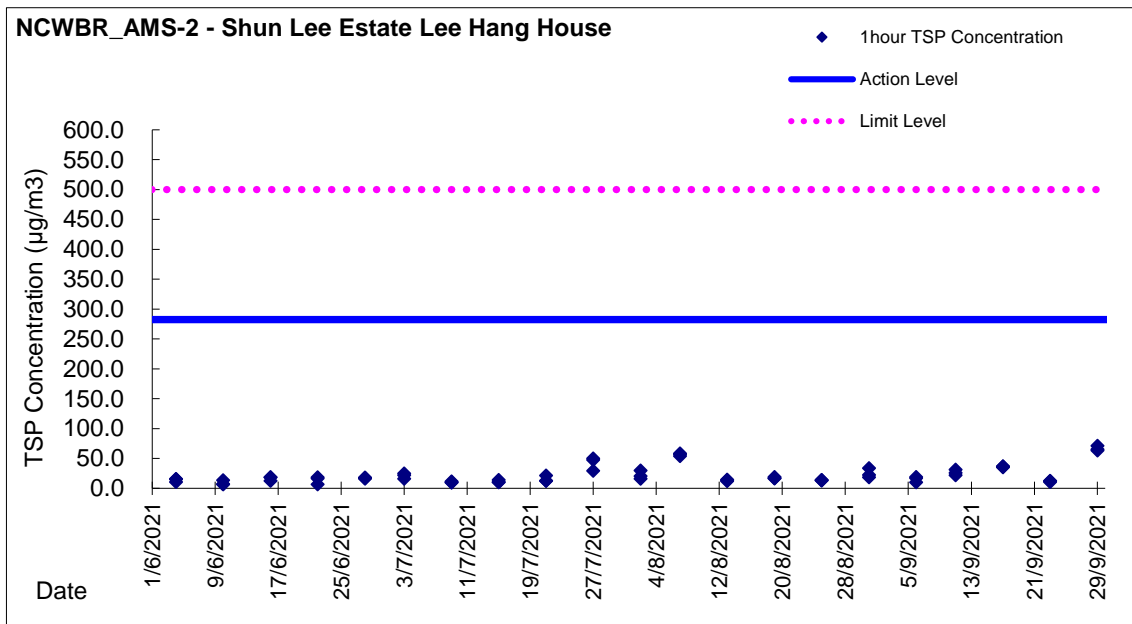
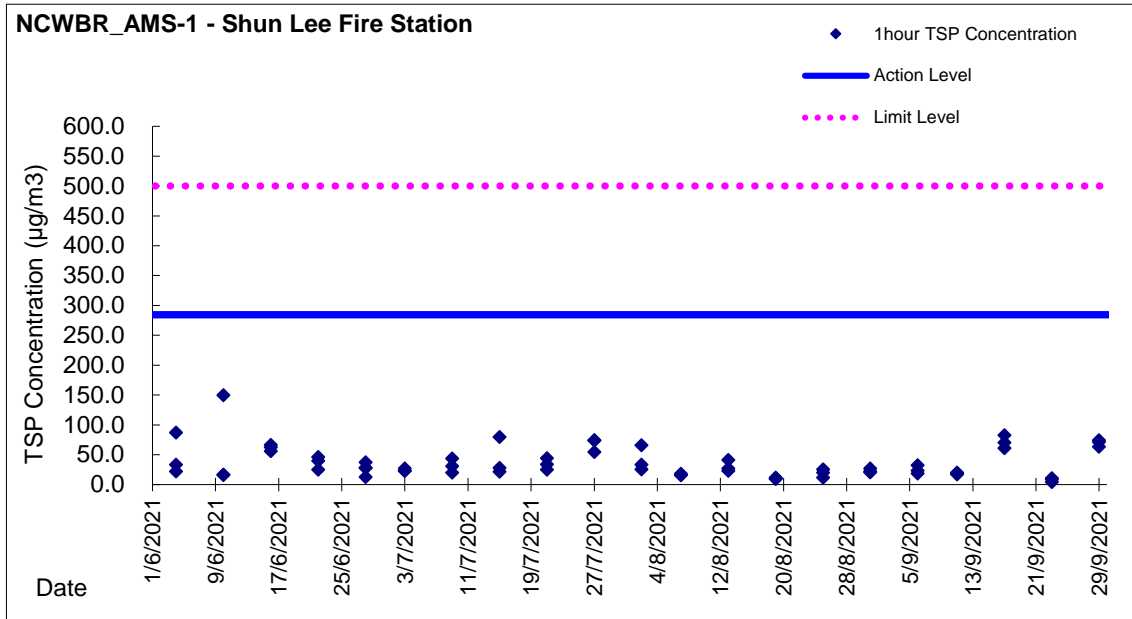
Action Level ( $\mu\text{g}/\text{m}^3$ ) - 285.1  
Limit Level ( $\mu\text{g}/\text{m}^3$ ) - 500.0

Date	Weather Condition	Time	Mass Concentration ( $\mu\text{g}/\text{m}^3$ )
6-Sep-21	Fine	8:56	6.3
6-Sep-21	Fine	9:57	6.3
6-Sep-21	Fine	10:58	7.1
11-Sep-21	Fine	8:42	10.5
11-Sep-21	Fine	9:43	13.8
11-Sep-21	Fine	10:43	17.6
17-Sep-21	Fine	9:58	45.5
17-Sep-21	Fine	10:59	45.2
17-Sep-21	Fine	13:00	46.0
23-Sep-21	Fine	8:36	14.4
23-Sep-21	Fine	9:37	11.3
23-Sep-21	Fine	10:38	9.0
29-Sep-21	Fine	9:37	40.7
29-Sep-21	Fine	10:38	47.0
29-Sep-21	Fine	13:00	48.8



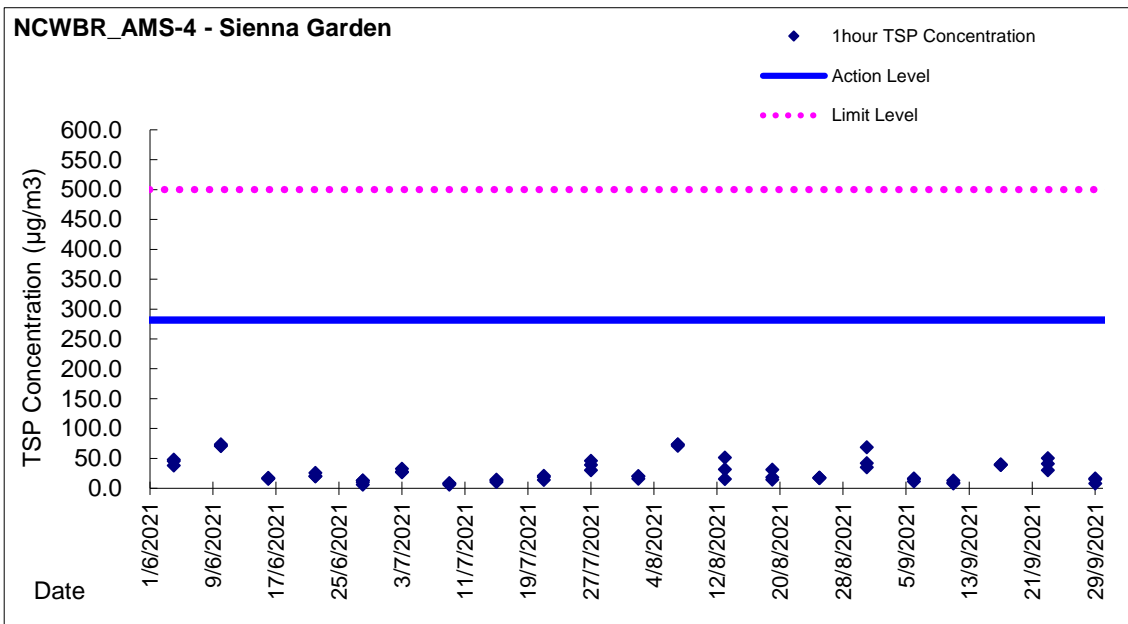
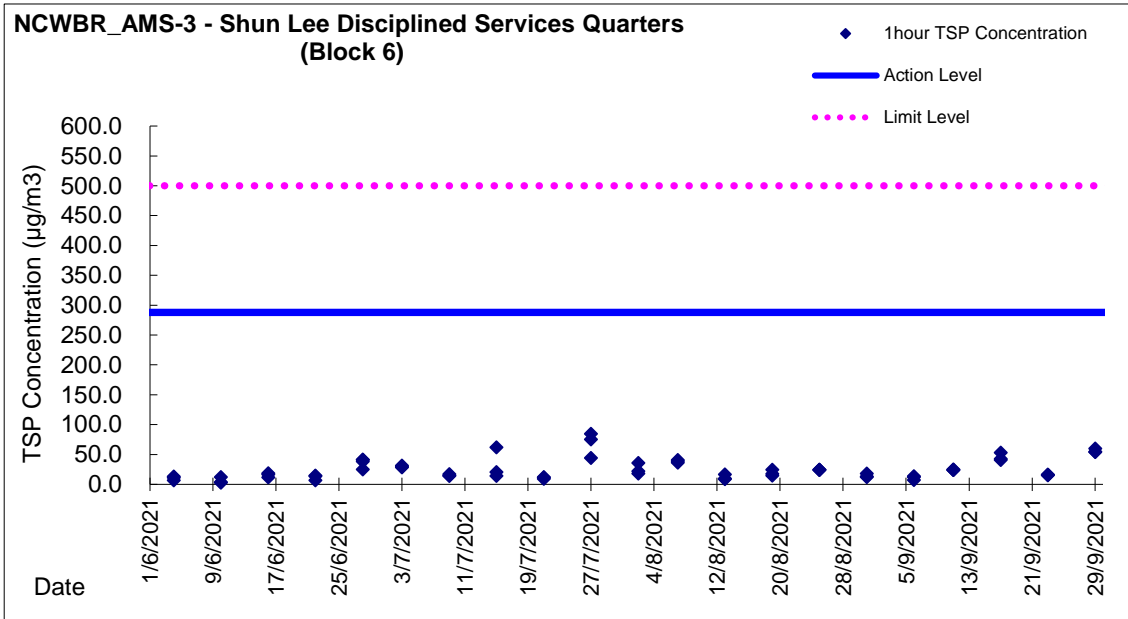


Graphic Presentation of TSP Result



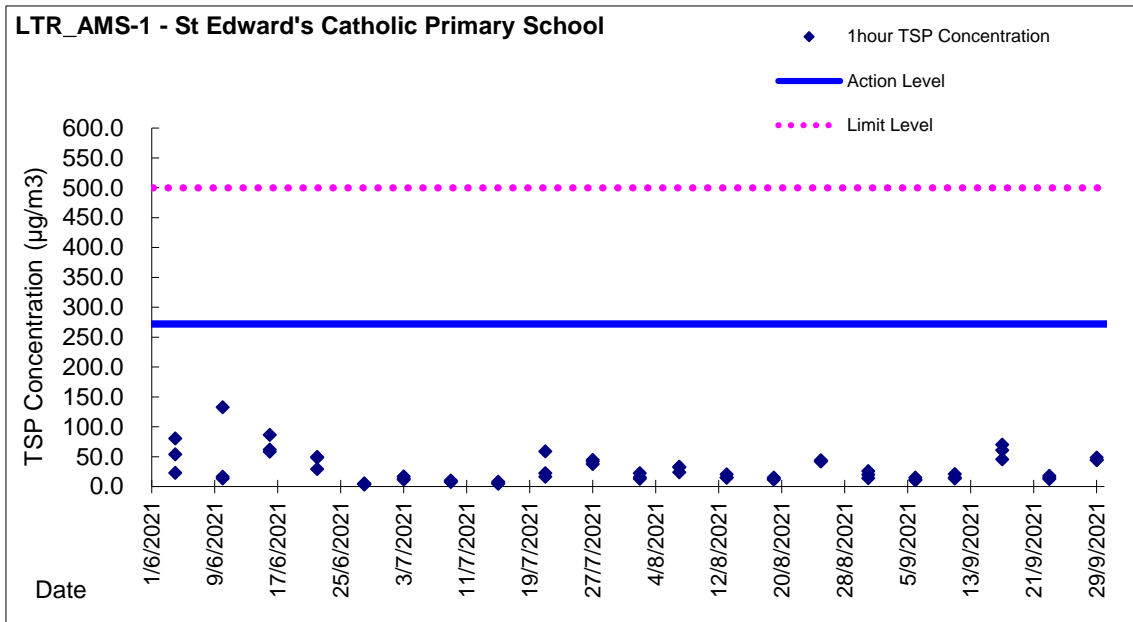
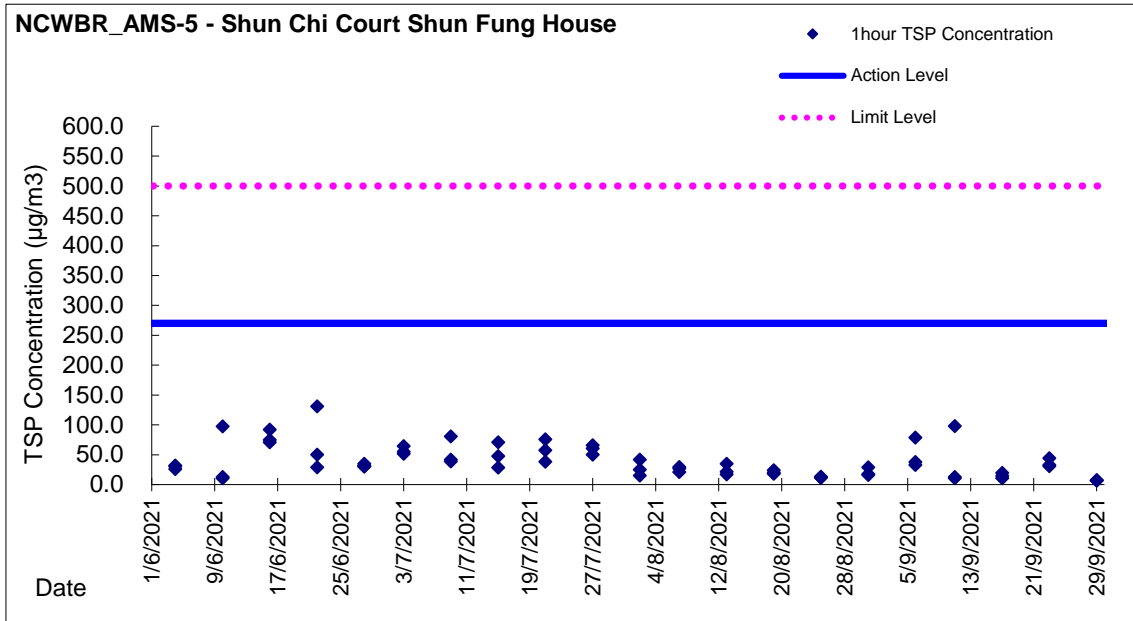


Graphic Presentation of TSP Result





Graphic Presentation of TSP Result





Graphic Presentation of TSP Result

