



**Noise Monitoring Result**

**Day Time (0700 - 1900hrs on normal weekdays)**

Location: NMC-01 - G/F, Kei Shun Special School

Date	Weather	Time	Measurement Noise Level			Average Noise Level	Baseline Level	Construction Noise Level	Limit Level
			Leq	L10	L90	Leq	Leq	Leq	Leq
			Unit: dB(A), (5-min)			Unit: dB(A), (30-min)			
5 Oct 2020	Fine	10:37	72.3	75.3	68.1	72	69.3	69	70
		10:42	72.6	74.7	69.0				
		10:47	72.1	74.1	67.7				
		10:52	72.2	74.7	68.6				
		10:57	72.1	74.4	68.5				
		11:02	72.1	74.5	68.3				
12 Oct 2020	Fine	11:05	69.3	71.4	65.0	69	69.3	<Baseline Level	70
		11:10	68.8	71.1	64.7				
		11:15	68.0	70.4	64.2				
		11:20	68.2	70.5	64.4				
		11:25	70.6	74.3	65.4				
		11:30	68.5	70.6	65.1				
19 Oct 2020	Fine	10:35	69.7	72.0	64.5	69	69.3	<Baseline Level	70
		10:40	68.0	70.0	64.8				
		10:45	68.4	70.8	64.8				
		10:50	69.3	71.4	65.5				
		10:55	68.6	70.6	64.5				
		11:00	68.0	69.9	65.2				
27 Oct 2020	Fine	14:56	68.2	70.6	63.4	69	69.3	<Baseline Level	70
		15:01	68.3	70.9	63.1				
		15:06	68.9	71.4	64.5				
		15:11	68.6	70.6	64.8				
		15:16	68.2	70.3	63.5				
		15:21	69.3	71.8	65.3				



**Noise Monitoring Result**

**Day Time (0700 - 1900hrs on normal weekdays)**

Location: NMC-02 - 3/F podium, Shun Lee Disciplined Services Quarters Block 6

Date	Weather	Time	Measurement Noise Level			Average Noise Level	Baseline Level	Construction Noise Level	Limit Level
			Leq	L10	L90	Leq	Leq	Leq	Leq
			Unit: dB(A), (5-min)			Unit: dB(A), (30-min)			
5 Oct 2020	Fine	11:23	69.4	71.6	66.1	69	72.0	<Baseline Level	75
		11:28	69.0	71.3	65.2				
		11:33	69.3	71.4	65.1				
		11:38	69.7	72.0	65.5				
		11:43	69.0	71.0	65.6				
		11:48	68.7	70.5	65.8				
12 Oct 2020	Fine	10:18	73.2	75.3	68.9	73	72.0	63	75
		10:23	71.8	75.0	66.2				
		10:28	73.1	75.9	68.6				
		10:33	72.5	74.8	68.6				
		10:38	72.6	74.7	69.3				
		10:43	71.6	74.3	66.3				
19 Oct 2020	Fine	09:47	72.4	74.7	67.7	72	72.0	57	75
		09:52	72.4	75.2	67.8				
		09:57	72.5	74.9	68.7				
		10:02	71.3	74.0	64.3				
		10:07	72.0	74.6	66.5				
		10:12	72.1	74.3	67.8				
27 Oct 2020	Fine	14:12	72.1	74.2	68.4	75	72.0	71	75
		14:17	75.5	78.7	67.9				
		14:22	73.3	76.0	68.5				
		14:27	71.9	73.8	67.9				
		14:32	72.5	74.7	68.0				
		14:37	78.2	81.2	67.0				



**Noise Monitoring Result**

**Day Time (0700 - 1900hrs on normal weekdays)**

Location: NMC-03 - G/F, Sienna Garden Block 6

Date	Weather	Time	Measurement Noise Level			Average Noise Level	Baseline Level	Construction Noise Level	Limit Level
			Leq	L10	L90	Leq	Leq	Leq	Leq
			Unit: dB(A), (5-min)			Unit: dB(A), (30-min)			
5 Oct 2020	Fine	15:30	74.0	76.6	67.3	77	78.2	<Baseline Level	75
		15:35	76.2	78.5	70.8				
		15:40	77.0	79.0	73.7				
		15:45	77.5	79.1	74.1				
		15:50	77.7	79.4	74.5				
		15:55	78.9	79.6	74.2				
12 Oct 2020	Fine	15:35	80.2	81.3	65.7	77	78.2	<Baseline Level	75
		15:40	79.0	81.2	64.0				
		15:45	75.2	78.7	64.2				
		15:50	74.7	78.5	60.6				
		15:55	74.7	80.3	61.9				
		16:00	74.8	79.2	62.4				
19 Oct 2020	Fine	13:06	71.4	74.7	63.0	74	78.2	<Baseline Level	75
		13:11	74.4	77.4	66.8				
		13:16	74.7	77.4	67.0				
		13:21	72.1	74.8	62.4				
		13:26	77.0	79.2	66.9				
		13:31	74.1	77.6	66.6				
27 Oct 2020	Fine	13:16	73.4	76.4	65.0	77	78.2	<Baseline Level	75
		13:21	77.8	78.7	66.3				
		13:26	76.0	79.6	66.5				
		13:31	74.1	77.0	68.7				
		13:36	79.3	82.4	70.5				
		13:41	76.6	79.9	69.2				



**Noise Monitoring Result**

**Day Time (0700 - 1900hrs on normal weekdays)**

Location: NMC-04 - 3/F Podium, Po Tat Estate Tat Kai House

Date	Weather	Time	Measurement Noise Level			Average Noise Level	Baseline Level	Construction Noise Level	Limit Level
			Leq	L10	L90	Leq	Leq	Leq	Leq
			Unit: dB(A), (5-min)			Unit: dB(A), (30-min)			
5 Oct 2020	Fine	13:22	68.4	70.3	64.7	69	66.6	65	75
		13:27	69.8	72.1	65.0				
		13:32	67.9	70.1	64.2				
		13:37	68.8	71.0	65.2				
		13:42	68.7	70.5	65.7				
12 Oct 2020	Fine	13:47	69.0	70.7	66.1	70	66.6	66	75
		13:15	68.5	70.4	65.4				
		13:20	69.9	72.6	65.5				
		13:25	70.0	72.6	65.8				
		13:30	70.0	72.2	66.5				
19 Oct 2020	Fine	13:35	70.0	72.7	66.2	69	66.6	64	75
		13:40	68.6	70.7	66.1				
		14:15	69.0	71.5	64.9				
		14:20	68.6	70.7	64.2				
		14:25	68.6	70.3	65.3				
27 Oct 2020	Fine	14:30	69.0	71.5	64.7	72	66.6	70	75
		14:35	68.7	71.1	64.3				
		14:40	67.4	70.2	63.9				
		09:54	71.9	74.2	67.6				
		09:59	73.6	75.4	67.6				
		10:04	70.0	71.0	67.7				
		10:09	70.1	71.7	68.0				
		10:14	70.2	71.3	68.0				
		10:19	72.5	74.3	68.1				



**Noise Monitoring Result**

**Day Time (0700 - 1900hrs on normal weekdays)**

Location: NMC-05 - G/F, Hong Wah Court Block B Yee Hong House

Date	Weather	Time	Measurement Noise Level			Average Noise Level	Baseline Level	Construction Noise Level	Limit Level
			Leq	L10	L90	Leq	Leq	Leq	Leq
			Unit: dB(A), (5-min)			Unit: dB(A), (30-min)			
5 Oct 2020	Fine	14:21	72.2	74.9	62.4	70	61.8	70	75
		14:26	64.7	66.3	62.4				
		14:31	70.6	73.4	63.7				
		14:36	69.1	72.3	63.8				
		14:41	71.1	73.8	62.6				
		14:46	71.8	74.0	63.1				
8 Oct 2020	Fine	14:33	69.2	70.5	67.2	69	61.8	69	75
		14:38	67.4	69.5	63.5				
		14:43	70.0	71.2	64.9				
		14:48	70.1	71.1	66.2				
		14:53	69.9	71.0	67.8				
		14:58	69.4	71.0	65.3				
12 Oct 2020	Fine	14:11	70.5	73.4	63.7	66	61.8	65	75
		14:16	62.3	64.1	59.5				
		14:21	63.5	65.3	60.8				
		14:26	68.1	71.2	60.5				
		14:31	62.9	64.7	60.9				
		14:36	64.8	66.7	60.3				
15 Oct 2020	Fine	10:37	69.5	72.7	63.5	66	61.8	63	75
		10:42	62.8	64.6	60.3				
		10:47	63.7	65.5	61.2				
		10:52	64.2	66.0	61.5				
		10:57	63.4	65.3	60.7				
		11:02	65.6	66.6	62.4				
19 Oct 2020	Fine	15:14	68.3	70.0	63.5	69	61.8	68	75
		15:19	67.9	69.4	62.7				
		15:24	68.4	70.2	64.4				
		15:29	70.1	71.6	67.6				
		15:34	70.3	72.3	66.6				
		15:39	69.6	71.4	66.0				
*22 Oct 2020	Fine	13:29	69.4	71.3	66.7	69	61.8	68	75
		13:34	69.1	70.6	67.1				
		13:39	69.1	71.0	66.4				
		13:44	69.5	71.6	67.1				
		13:49	69.0	70.5	67.0				
		13:54	68.9	70.1	67.2				
*24 Oct 2020	Fine	14:09	74.2	76.3	70.1	73	61.8	72	75
		14:14	74.3	75.9	69.7				
		14:19	74.4	76.1	71.8				
		14:24	72.5	75.9	66.9				
		14:29	69.6	72.6	65.3				
		14:34	68.6	70.9	65.0				
27 Oct 2020	Fine	10:50	71.5	74.9	65.1	71	61.8	70	75
		10:55	71.1	74.2	65.3				
		11:00	71.7	74.8	66.0				
		11:05	69.8	72.7	65.1				
		11:10	70.7	73.7	65.5				
		11:15	70.8	73.4	66.6				
*29 Oct 2020	Fine	15:04	77.9	79.5	75.1	76	61.8	75	75
		15:09	77.6	79.0	70.8				
		15:14	77.5	80.7	68.8				
		15:19	73.5	77.6	67.2				
		15:24	71.8	73.8	67.6				
		15:29	67.8	68.9	66.2				

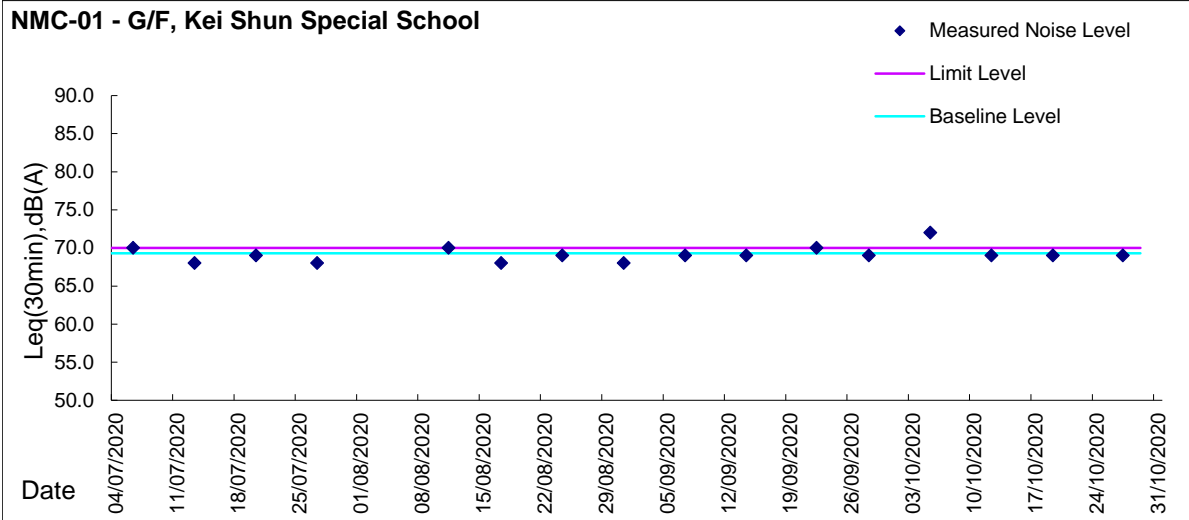
\*Measured at 34/F, Roof top of Block B



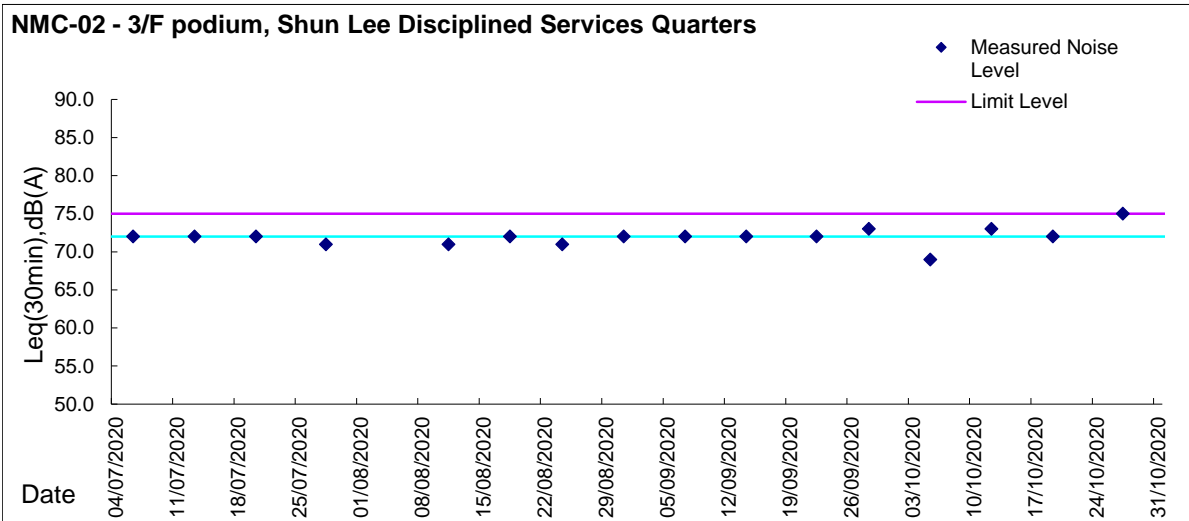
**Graphic Presentation of Noise Monitoring Result**

**Day Time (0700 - 1900hrs on normal weekdays)**

**NMC-01 - G/F, Kei Shun Special School**



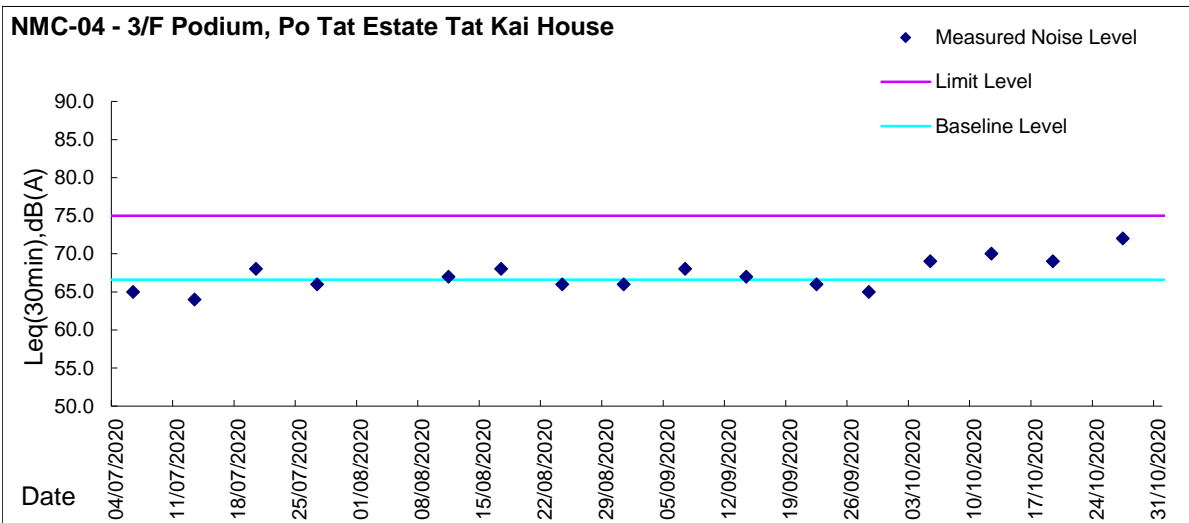
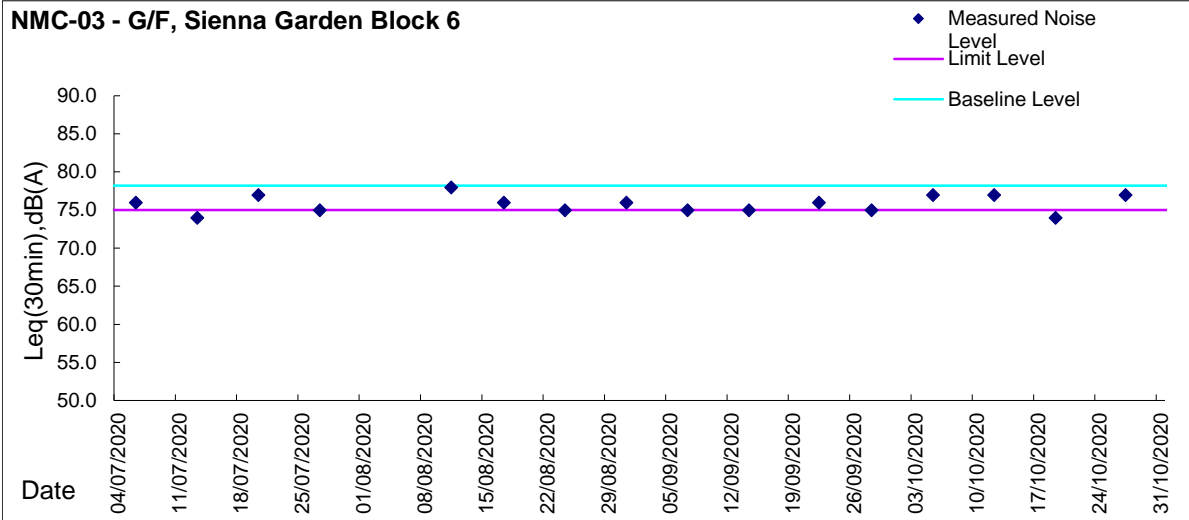
**NMC-02 - 3/F podium, Shun Lee Disciplined Services Quarters**





**Graphic Presentation of Noise Monitoring Result**

**Day Time (0700 - 1900hrs on normal weekdays)**





Graphic Presentation of Noise Monitoring Result

Day Time (0700 - 1900hrs on normal weekdays)

