



Report on 1-hour TSP monitoring at NCWBR\_AMS-1 - Shun Lee Fire Station

Action Level ( $\mu\text{g}/\text{m}^3$ ) - 284.4  
Limit Level ( $\mu\text{g}/\text{m}^3$ ) - 500.0

Date	Weather Condition	Time	Mass Concentration ( $\mu\text{g}/\text{m}^3$ )
06-Oct-20	Fine	8:45	58.0
06-Oct-20	Fine	9:46	47.3
06-Oct-20	Fine	10:47	42.3
12-Oct-20	Fine	11:00	13.0
12-Oct-20	Fine	13:00	14.8
12-Oct-20	Fine	14:01	17.3
17-Oct-20	Fine	8:26	23.8
17-Oct-20	Fine	9:27	23.0
17-Oct-20	Fine	10:28	27.0
23-Oct-20	Fine	08:33	18.0
23-Oct-20	Fine	09:34	19.2
23-Oct-20	Fine	10:35	20.0
29-Oct-20	Fine	10:46	44.7
29-Oct-20	Fine	13:00	50.8
29-Oct-20	Fine	14:01	53.6



Report on 1-hour TSP monitoring at NCWBR\_AMS-2 - Shun Lee Estate Lee Hang House

Action Level ( $\mu\text{g}/\text{m}^3$ ) - 282.4  
Limit Level ( $\mu\text{g}/\text{m}^3$ ) - 500.0

Date	Weather Condition	Time	Mass Concentration ( $\mu\text{g}/\text{m}^3$ )
06-Oct-20	Fine	8:00	51.0
06-Oct-20	Fine	9:01	43.9
06-Oct-20	Fine	10:02	35.7
12-Oct-20	Fine	11:00	15.0
12-Oct-20	Fine	13:00	17.4
12-Oct-20	Fine	14:01	19.0
17-Oct-20	Fine	8:30	54.0
17-Oct-20	Fine	9:30	37.0
17-Oct-20	Fine	10:30	32.0
23-Oct-20	Fine	09:00	45.0
23-Oct-20	Fine	10:00	41.0
23-Oct-20	Fine	11:00	43.0
29-Oct-20	Fine	11:00	51.0
29-Oct-20	Fine	13:00	54.0
29-Oct-20	Fine	14:00	64.0



Report on 1-hour TSP monitoring at NCWBR\_AMS-3 - Shun Lee Disciplined Services  
Quarters (Block 6)  
Action Level ( $\mu\text{g}/\text{m}^3$ ) - 287.9  
Limit Level ( $\mu\text{g}/\text{m}^3$ ) - 500.0

Date	Weather Condition	Time	Mass Concentration ( $\mu\text{g}/\text{m}^3$ )
06-Oct-20	Fine	8:37	47.4
06-Oct-20	Fine	9:39	40.8
06-Oct-20	Fine	10:40	34.3
12-Oct-20	Fine	11:00	15.9
12-Oct-20	Fine	13:00	18.3
12-Oct-20	Fine	14:01	20.9
17-Oct-20	Fine	8:14	23.2
17-Oct-20	Fine	9:15	19.2
17-Oct-20	Fine	10:16	16.6
23-Oct-20	Fine	08:10	16.9
23-Oct-20	Fine	09:11	16.5
23-Oct-20	Fine	10:12	18.5
29-Oct-20	Fine	10:50	28.7
29-Oct-20	Fine	13:00	30.9
29-Oct-20	Fine	14:01	36.1



Report on 1-hour TSP monitoring at NCWBR\_AMS-4 - Sienna Garden

Action Level ( $\mu\text{g}/\text{m}^3$ ) - 281.6  
Limit Level ( $\mu\text{g}/\text{m}^3$ ) - 500.0

Date	Weather Condition	Time	Mass Concentration ( $\mu\text{g}/\text{m}^3$ )
06-Oct-20	Fine	8:56	47.0
06-Oct-20	Fine	9:57	34.1
06-Oct-20	Fine	10:58	31.1
12-Oct-20	Fine	11:00	43.0
12-Oct-20	Fine	13:00	38.0
12-Oct-20	Fine	14:01	41.0
17-Oct-20	Fine	8:17	22.8
17-Oct-20	Fine	9:18	22.2
17-Oct-20	Fine	10:19	21.9
23-Oct-20	Fine	08:50	18.9
23-Oct-20	Fine	09:51	21.0
23-Oct-20	Fine	10:52	20.3
29-Oct-20	Fine	10:33	25.7
29-Oct-20	Fine	13:00	36.6
29-Oct-20	Fine	14:01	42.8

Report on 1-hour TSP monitoring at NCWBR\_AMS-5 - Shun Chi Court Shun Fung

House

Action Level ( $\mu\text{g}/\text{m}^3$ ) - 270.0

Limit Level ( $\mu\text{g}/\text{m}^3$ ) - 500.0

Date	Weather Condition	Time	Mass Concentration ( $\mu\text{g}/\text{m}^3$ )
06-Oct-20	Fine	8:16	43.1
06-Oct-20	Fine	9:17	37.7
06-Oct-20	Fine	10:18	32.2
12-Oct-20	Fine	11:00	26.8
12-Oct-20	Fine	13:00	34.1
12-Oct-20	Fine	14:01	35.8
17-Oct-20	Fine	8:17	138.1
17-Oct-20	Fine	9:18	85.8
17-Oct-20	Fine	10:19	93.0
23-Oct-20	Fine	08:10	98.7
23-Oct-20	Fine	09:11	107.6
23-Oct-20	Fine	10:12	141.4
29-Oct-20	Fine	10:50	25.9
29-Oct-20	Fine	13:00	19.6
29-Oct-20	Fine	14:01	19.6



Report on 1-hour TSP monitoring at LTR\_AMS-1 - St Edward's Catholic Primary School

Action Level ( $\mu\text{g}/\text{m}^3$ ) - 272.1  
Limit Level ( $\mu\text{g}/\text{m}^3$ ) - 500.0

Date	Weather Condition	Time	Mass Concentration ( $\mu\text{g}/\text{m}^3$ )
06-Oct-20	Fine	8:54	23.5
06-Oct-20	Fine	9:55	49.0
06-Oct-20	Fine	10:56	65.0
12-Oct-20	Fine	8:46	12.3
12-Oct-20	Fine	9:47	15.3
12-Oct-20	Fine	10:48	16.7
17-Oct-20	Fine	8:52	15.8
17-Oct-20	Fine	9:53	25.0
17-Oct-20	Fine	10:54	22.6
23-Oct-20	Fine	10:54	35.0
23-Oct-20	Fine	13:00	40.7
23-Oct-20	Fine	14:01	41.7
29-Oct-20	Fine	09:11	12.7
29-Oct-20	Fine	10:12	20.5
29-Oct-20	Fine	13:00	24.9



Report on 1-hour TSP monitoring at LTR\_AMS-2 - Environmental Protection  
Department's Restored Landfill Site Office  
Action Level ( $\mu\text{g}/\text{m}^3$ ) - 281.1  
Limit Level ( $\mu\text{g}/\text{m}^3$ ) - 500.0

Date	Weather Condition	Time	Mass Concentration ( $\mu\text{g}/\text{m}^3$ )
06-Oct-20	Fine	8:47	24.0
06-Oct-20	Fine	9:48	46.6
06-Oct-20	Fine	10:49	52.5
12-Oct-20	Fine	8:44	72.2
12-Oct-20	Fine	9:45	58.3
12-Oct-20	Fine	10:46	59.7
17-Oct-20	Fine	8:50	27.6
17-Oct-20	Fine	9:51	70.2
17-Oct-20	Fine	10:52	36.5
23-Oct-20	Fine	10:57	68.6
23-Oct-20	Fine	13:00	68.6
23-Oct-20	Fine	14:01	69.7
29-Oct-20	Fine	08:30	79.4
29-Oct-20	Fine	09:32	103.4
29-Oct-20	Fine	10:34	171.2



Report on 1-hour TSP monitoring at LTR\_AMS-3 - Po Tat Estate Tat Kai House

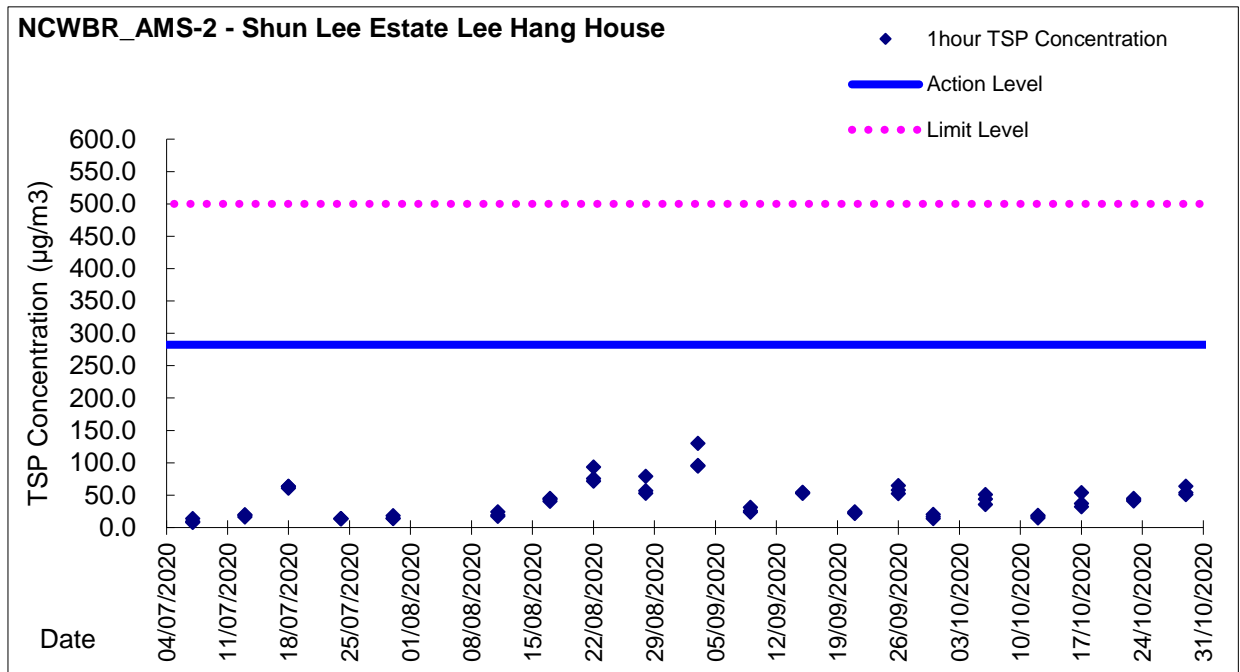
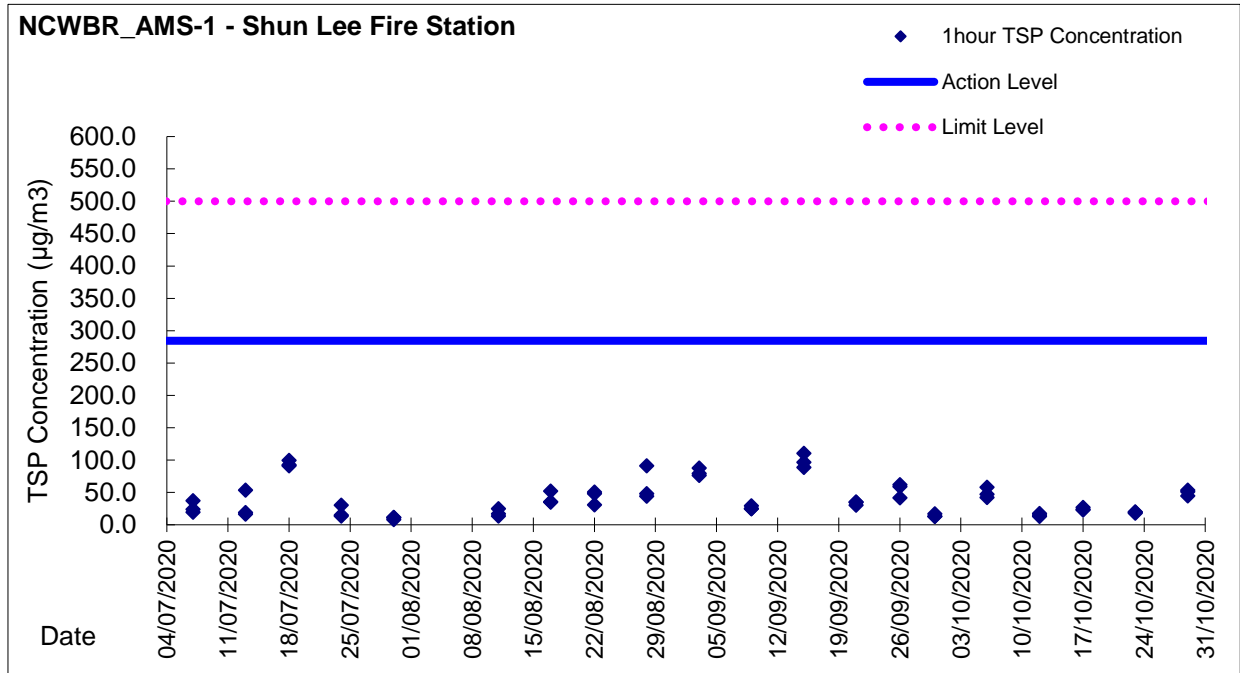
Action Level ( $\mu\text{g}/\text{m}^3$ ) - 285.1  
Limit Level ( $\mu\text{g}/\text{m}^3$ ) - 500.0

Date	Weather Condition	Time	Mass Concentration ( $\mu\text{g}/\text{m}^3$ )
06-Oct-20	Fine	8:32	19.6
06-Oct-20	Fine	9:33	33.7
06-Oct-20	Fine	10:34	33.9
12-Oct-20	Fine	8:33	8.4
12-Oct-20	Fine	9:34	5.9
12-Oct-20	Fine	10:35	5.4
17-Oct-20	Fine	8:35	15.0
17-Oct-20	Fine	9:36	10.6
17-Oct-20	Fine	10:37	6.7
23-Oct-20	Fine	10:02	20.0
23-Oct-20	Fine	13:00	22.4
23-Oct-20	Fine	14:01	19.9
29-Oct-20	Fine	09:02	10.1
29-Oct-20	Fine	10:04	9.3
29-Oct-20	Fine	13:00	8.8



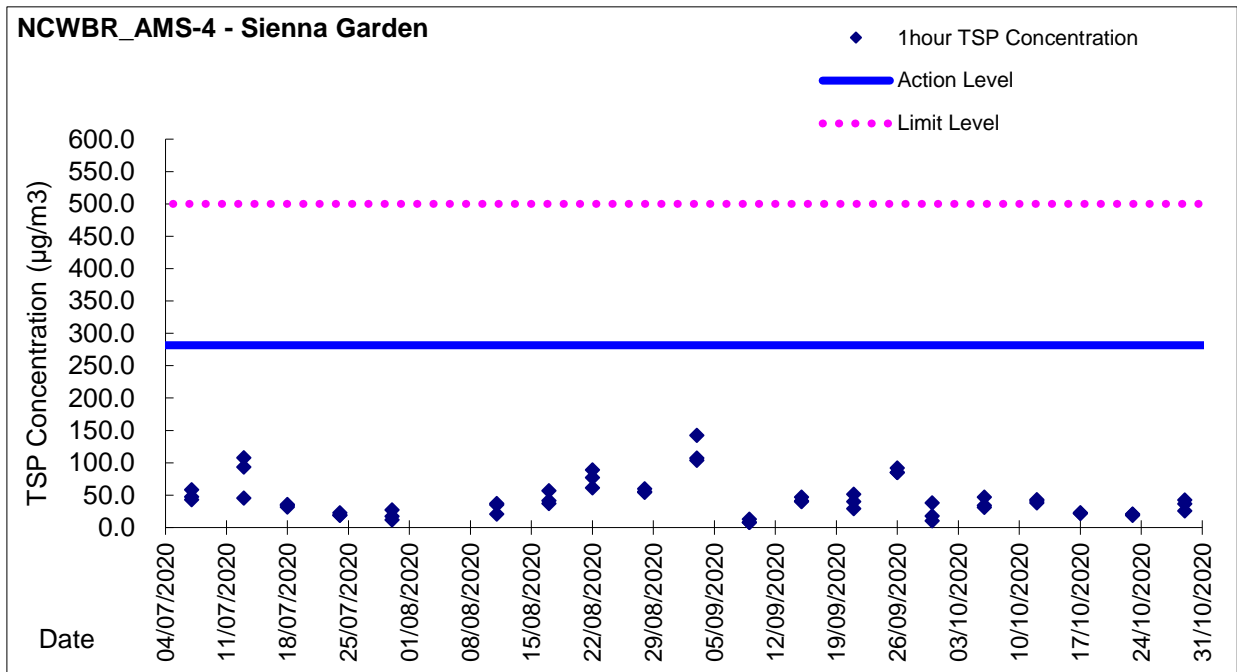
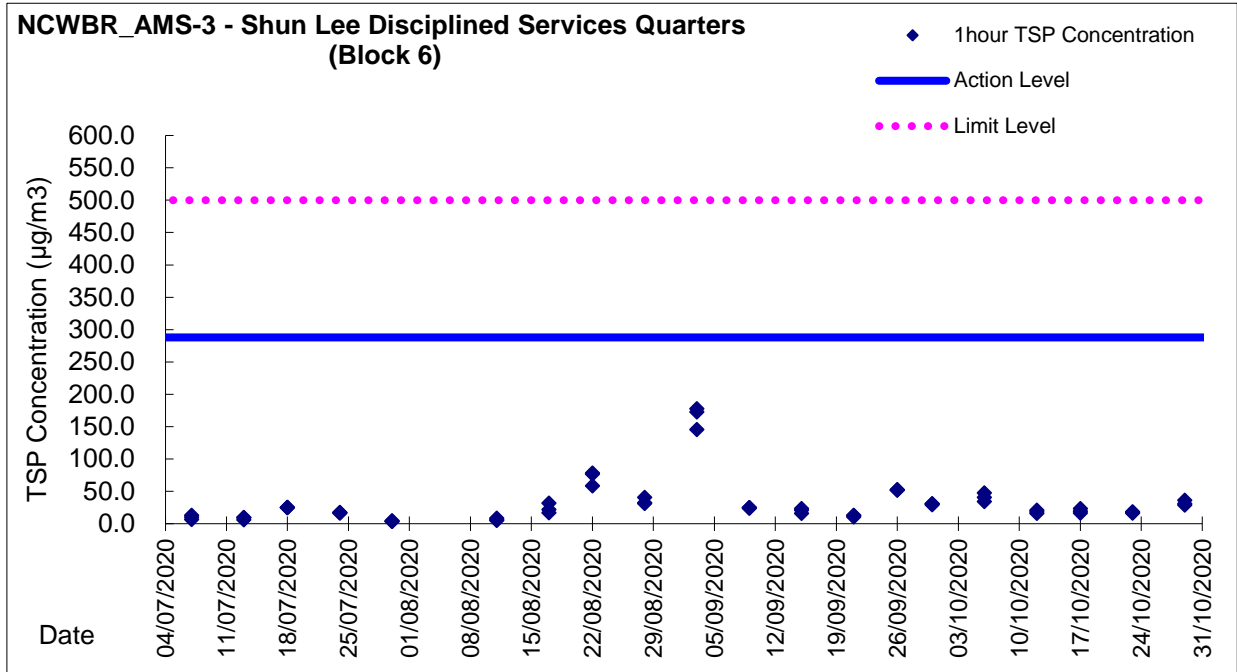


Graphic Presentation of TSP Result



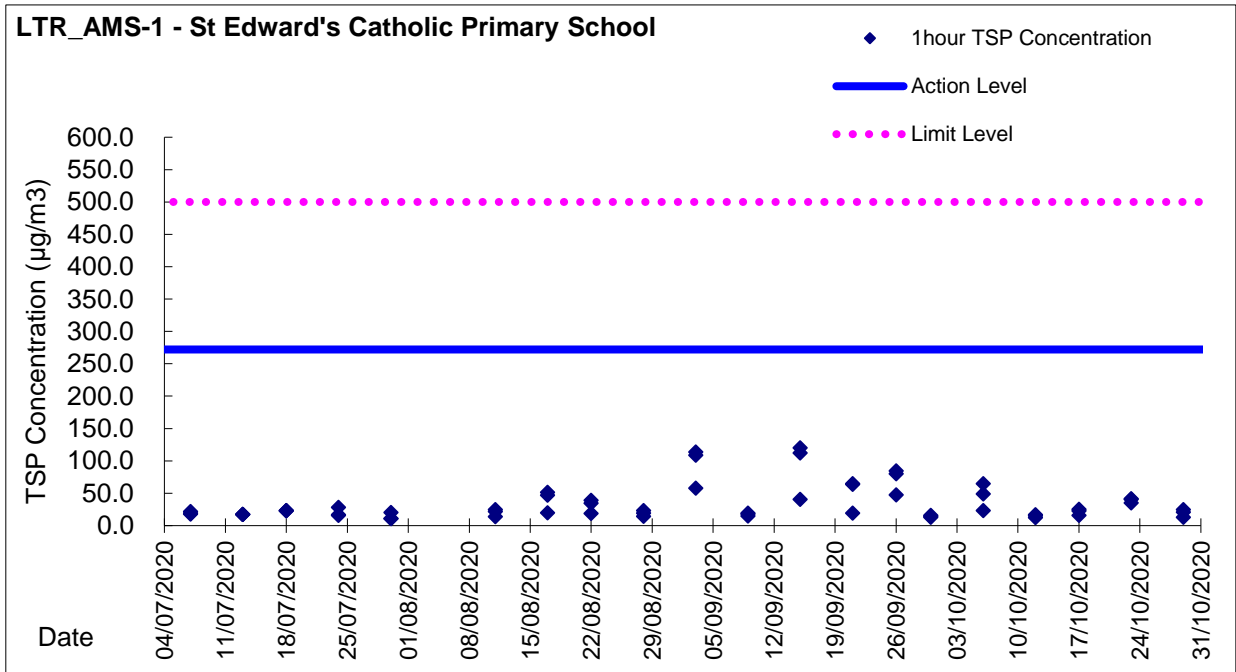
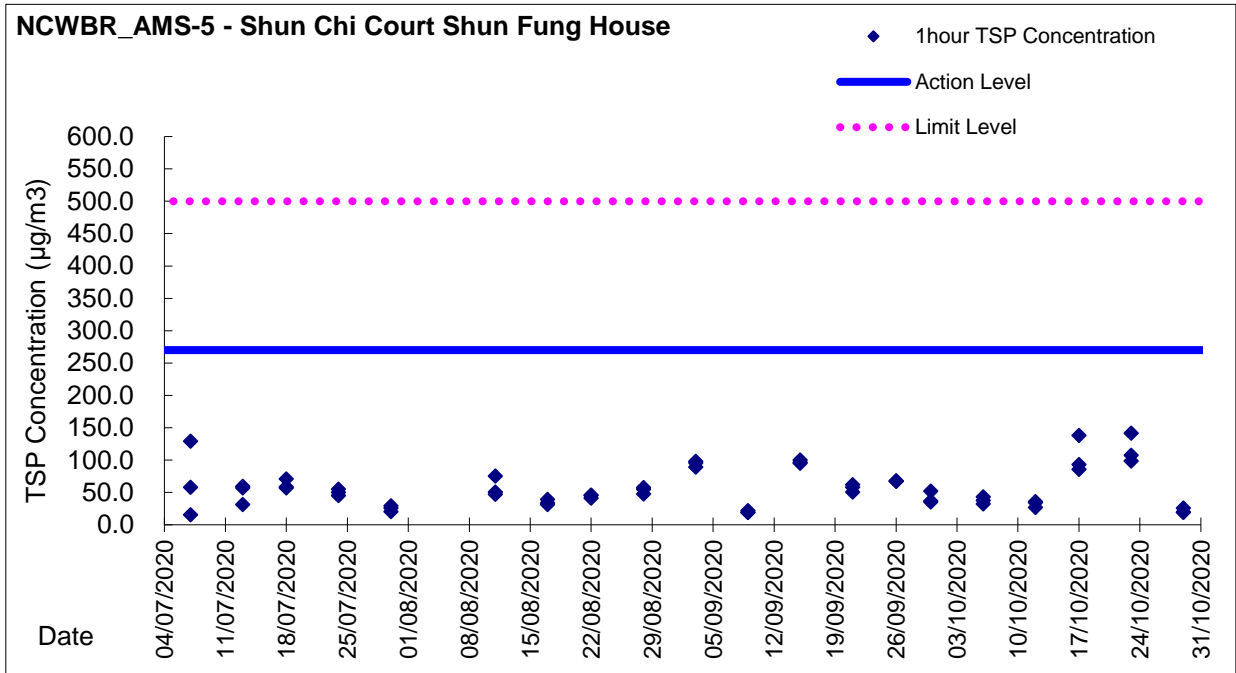


Graphic Presentation of TSP Result





Graphic Presentation of TSP Result





Graphic Presentation of TSP Result

