



Noise Monitoring Result

Day Time (0700 - 1900hrs on normal weekdays)

Location: NMC-02 - 3/F podium, Shun Lee Disciplined Services Quarters Block 6

Date	Weather	Time	Measurement Noise Level			Average Noise Level	Baseline Level	Construction Noise Level	Limit Level
			Leq	L10	L90	Leq	Leq	Leq	Leq
			Unit: dB(A), (5-min)			Unit: dB(A), (30-min)			
4 Oct 2021	Fine	8:50	71.8	74.0	68.9	73	72.0	65	75
		8:55	71.3	73.4	68.6				
		9:00	73.0	75.1	68.5				
		9:05	72.7	74.6	70.2				
		9:10	74.2	76.5	70.8				
11 Oct 2021	Fine	9:15	72.9	75.3	68.7	72	72.0	60	75
		14:30	72.8	75.7	68.7				
		14:35	72.0	74.3	67.7				
		14:40	72.3	75.7	67.6				
		14:45	71.1	73.6	67.1				
19 Oct 2021	Fine	14:50	71.3	74.3	66.0	73	72.0	66	75
		14:55	73.7	76.8	67.0				
		10:55	74.7	77.2	68.6				
		11:00	72.6	75.4	67.8				
		11:05	72.2	75.6	68.0				
26 Oct 2021	Fine	11:10	72.5	76.0	67.0	74	72.0	69	75
		11:15	72.4	75.8	68.2				
		11:20	72.5	75.6	67.8				
		10:05	75.4	77.9	68.9				
		10:10	72.6	75.9	68.9				
		10:15	72.6	75.8	69.0				
		10:20	72.8	75.6	69.2				
		10:25	74.8	76.8	69.5				
		10:30	72.9	74.6	68.8				



Noise Monitoring Result

Day Time (0700 - 1900hrs on normal weekdays)

Location: NMC-03 - G/F, Sienna Garden Block 6

Date	Weather	Time	Measurement Noise Level			Average Noise Level	Baseline Level	Construction Noise Level	Limit Level
			Leq	L10	L90	Leq	Leq	Leq	Leq
			Unit: dB(A), (5-min)			Unit: dB(A), (30-min)			
4 Oct 2021	Fine	9:45	76.5	79.2	67.3	78	78.2	<Baseline Level	75
		9:50	78.1	80.8	72.0				
		9:55	76.8	79.8	68.7				
		10:00	79.3	81.1	66.0				
		10:05	77.3	80.7	69.7				
11 Oct 2021	Fine	10:10	77.2	80.3	69.9	76	78.2	<Baseline Level	75
		15:30	77.4	79.5	76.1				
		15:35	77.8	79.8	74.6				
		15:40	76.5	79.2	71.2				
		15:45	74.2	76.8	66.4				
19 Oct 2021	Fine	15:50	72.9	76.4	66.0	75	78.2	<Baseline Level	75
		15:55	74.2	77.5	64.7				
		10:15	75.1	77.2	65.2				
		10:20	72.8	76.2	63.4				
		10:25	73.6	77.2	65.2				
26 Oct 2021	Fine	10:30	75.1	78.1	68.1	75	78.2	<Baseline Level	75
		10:35	76.5	80.0	64.0				
		10:40	73.6	76.8	65.8				
		9:15	75.1	79.5	63.5				
		9:20	75.2	79.6	64.5				
		9:25	75.6	80.0	63.5	75	78.2	<Baseline Level	75
		9:30	74.6	79.6	64.0				
		9:35	75.1	77.5	66.0				
		9:40	76.0	78.4	65.8				



Noise Monitoring Result

Day Time (0700 - 1900hrs on normal weekdays)

Location: NMC-04 - 3/F Podium, Po Tat Estate Tat Kai House

Date	Weather	Time	Measurement Noise Level			Average Noise Level	Baseline Level	Construction Noise Level	Limit Level
			Leq	L10	L90	Leq	Leq	Leq	Leq
			Unit: dB(A), (5-min)			Unit: dB(A), (30-min)			
4 Oct 2021	Fine	11:30	64.4	65.6	63.0	65	66.6	<Baseline Level	75
		11:35	63.9	64.7	62.8				
		11:40	65.4	66.4	63.6				
		11:45	65.8	67.0	63.3				
		11:50	64.9	66.2	62.7				
11 Oct 2021	Fine	11:55	64.2	66.6	62.6	64	66.6	<Baseline Level	75
		13:45	63.6	64.6	62.3				
		13:50	63.8	64.9	62.6				
		13:55	64.0	65.0	62.8				
		14:00	63.7	65.0	62.4				
18 Oct 2021	Fine	14:05	64.5	66.0	62.8	64	66.6	<Baseline Level	75
		14:10	64.8	67.1	62.3				
		13:00	63.6	64.6	62.3				
		13:05	63.5	65.0	62.1				
		13:10	63.5	65.0	62.1				
27 Oct 2021	Fine	13:15	63.4	64.7	62.0	64	66.6	<Baseline Level	75
		13:20	64.2	65.5	63.0				
		13:25	64.3	65.5	63.2				
		13:00	64.5	65.6	62.6				
		13:05	64.2	65.8	62.5				



Noise Monitoring Result

Day Time (0700 - 1900hrs on normal weekdays)

Location: NMC-05 - G/F, Hong Wah Court Block B Yee Hong House

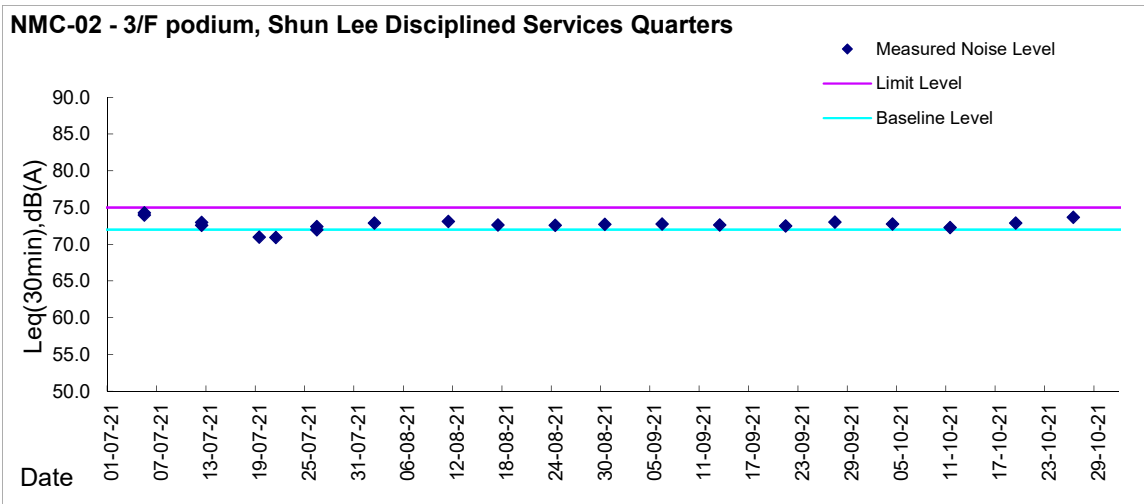
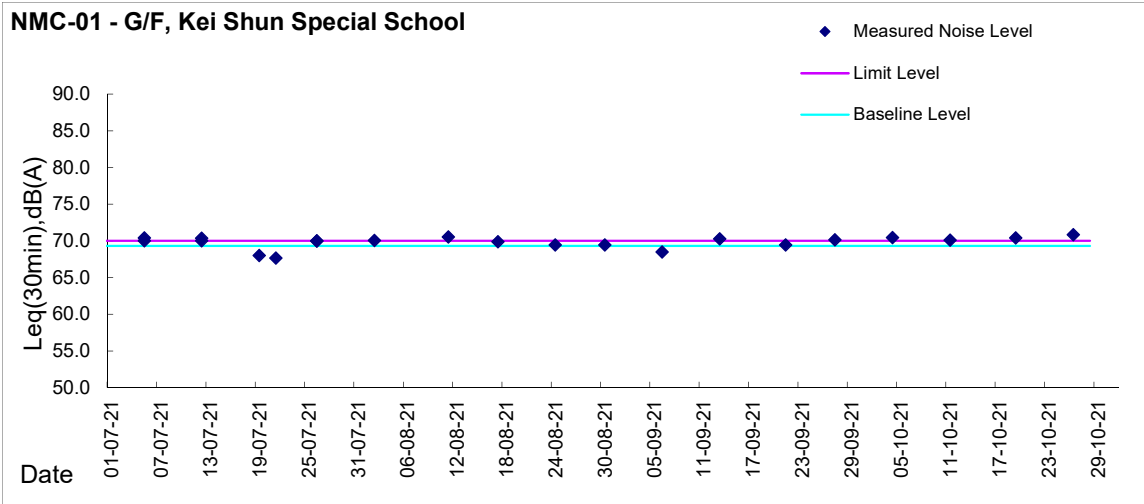
Date	Weather	Time	Measurement Noise Level			Average Noise Level	Baseline Level	Construction Noise Level	Limit Level
			Leq	L10	L90				
			Unit: dB(A), (5-min)			Unit: dB(A), (30-min)			
4 Oct 2021	Fine	10:35	66.0	67.9	61.2	66	61.8	64	75
		10:40	66.2	68.0	61.8				
		10:45	68.9	71.0	61.7				
		10:50	67.1	60.1	70.5				
		10:55	61.0	63.0	58.2				
*6 Oct 2021	Fine	11:00	61.1	62.9	58.8	69	61.8	68	75
		13:50	69.7	70.6	68.8				
		13:55	69.8	70.6	68.8				
		14:00	66.1	69.7	59.6				
		14:05	68.3	71.2	60.6				
11 Oct 2021	Fine	14:10	69.9	70.8	69.0	68	61.8	67	75
		14:15	70.4	71.8	69.2				
		13:45	73.6	75.8	60.3				
		13:50	67.5	70.7	60.6				
		13:55	65.2	67.6	60.5				
*15 Oct 2021	Cloudy	14:00	62.9	64.8	60.3	59	61.8	<Baseline Level	75
		14:05	62.8	65.2	59.1				
		14:10	62.9	64.9	60.2				
		10:10	61.2	65.6	56.4				
		10:15	59.3	61.5	56.4				
18 Oct 2021	Fine	10:20	57.9	59.8	55.7	62	61.8	53	75
		10:25	57.2	58.9	55.1				
		10:30	58.5	60.2	55.3				
		10:35	57.6	59.6	55.1				
		11:30	63.0	66.0	59.5				
*20 Oct 2021	Fine	11:35	62.5	64.5	58.6	67	61.8	66	75
		11:40	62.1	63.9	58.8				
		11:45	61.7	63.5	59.2				
		11:50	61.9	64.2	58.2				
		11:55	62.6	65.0	58.9				
27 Oct 2021	Fine	10:25	69.0	72.2	59.5	63	61.8	58	75
		10:30	64.9	67.7	59.6				
		10:35	63.2	65.6	58.7				
		10:40	66.8	69.8	60.2				
		10:45	70.3	74.3	60.7				
*28/10/2021	Fine	10:50	65.2	67.7	56.6	67	61.8	65	75
		10:55	62.6	64.5	58.5				
		11:00	62.9	66.0	59.3				
		11:05	66.4	67.8	59.2				
		11:10	61.6	63.1	58.9				
		11:15	61.6	64.0	58.3				
		11:20	68.2	70.2	65.0				
		11:25	69.0	70.2	67.7				
		11:30	70.1	71.6	68.2				
		11:35	64.6	69.0	55.1				
		11:40	59.7	62.2	56.3				
		11:45	59.3	61.3	55.7				

* Noise monitoring conducted on 15 and 28 Oct 2021 was measured at 37/F, Roof of Block B

* Noise monitoring conducted on 6 and 20 October 2021 was measured at 21/F, middle level of Block B



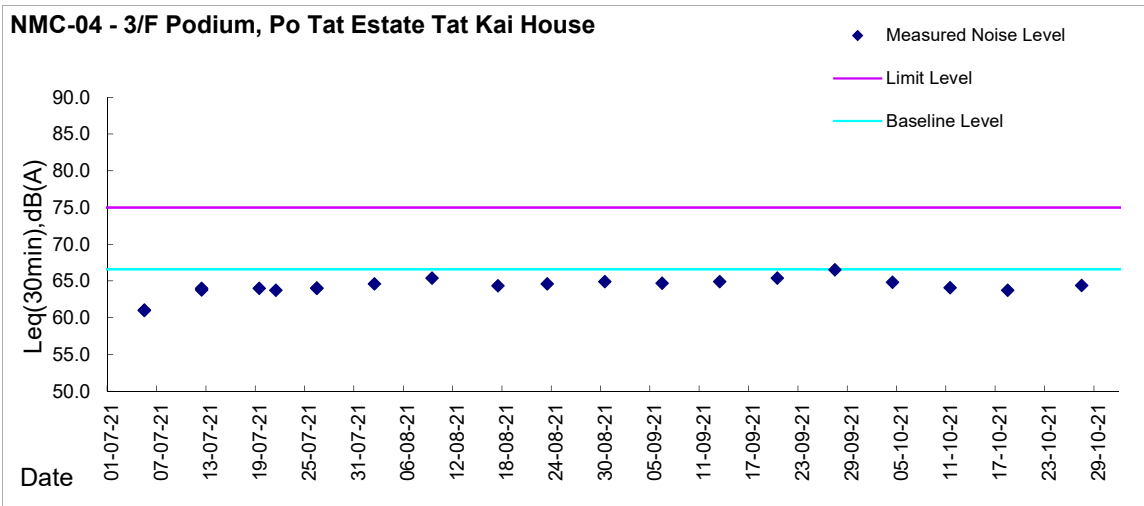
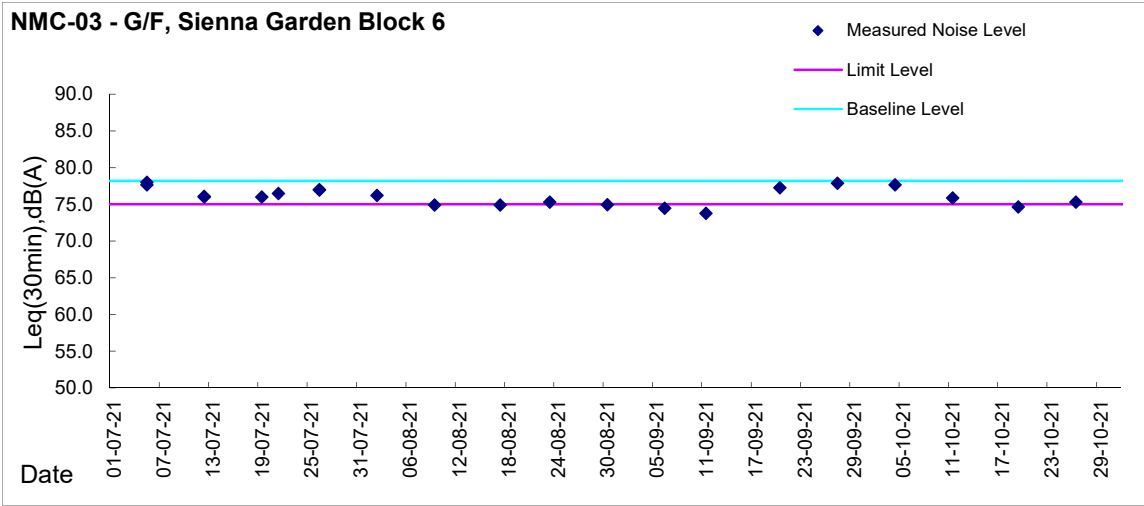
Graphic Presentation of Noise Monitoring Result
Day Time (0700 - 1900hrs on normal weekdays)





Graphic Presentation of Noise Monitoring Result

Day Time (0700 - 1900hrs on normal weekdays)





Graphic Presentation of Noise Monitoring Result

Day Time (0700 - 1900hrs on normal weekdays)

