



Report on 1-hour TSP monitoring at NCWBR_AMS-1 - Shun Lee Fire Station

Action Level ($\mu\text{g}/\text{m}^3$) - 284.4
Limit Level ($\mu\text{g}/\text{m}^3$) - 500.0

Date	Weather Condition	Time	Mass Concentration ($\mu\text{g}/\text{m}^3$)
2-Nov-18	Fine	08:44	21.5
2-Nov-18	Fine	09:45	21.8
2-Nov-18	Fine	10:46	21.2
8-Nov-18	Fine	8:49	49.9
8-Nov-18	Fine	9:50	40.5
8-Nov-18	Fine	10:51	40.6
14-Nov-18	Fine	8:17	28.1
14-Nov-18	Fine	9:18	28.8
14-Nov-18	Fine	10:19	26.5
20-Nov-18	Cloudy	8:54	45.4
20-Nov-18	Cloudy	9:55	41.5
20-Nov-18	Cloudy	10:56	35.9
26-Nov-18	Cloudy	10:33	2.8
26-Nov-18	Cloudy	13:01	3.8
26-Nov-18	Cloudy	14:02	4.5



Report on 1-hour TSP monitoring at NCWBR_AMS-2 - Shun Lee Estate Lee Hang House

Action Level ($\mu\text{g}/\text{m}^3$) - 282.4
Limit Level ($\mu\text{g}/\text{m}^3$) - 500.0

Date	Weather Condition	Time	Mass Concentration ($\mu\text{g}/\text{m}^3$)
2-Nov-18	Fine	08:39	28.1
2-Nov-18	Fine	09:40	30.6
2-Nov-18	Fine	10:41	29.6
8-Nov-18	Fine	8:20	67.9
8-Nov-18	Fine	9:21	58.4
8-Nov-18	Fine	10:22	55.8
14-Nov-18	Fine	8:00	56.6
14-Nov-18	Fine	9:01	53.9
14-Nov-18	Fine	10:02	51.7
20-Nov-18	Cloudy	8:43	33.0
20-Nov-18	Cloudy	9:44	26.3
20-Nov-18	Cloudy	10:45	23.6
26-Nov-18	Cloudy	10:19	9.1
26-Nov-18	Cloudy	13:04	9.4
26-Nov-18	Cloudy	14:05	10.4



Report on 1-hour TSP monitoring at NCWBR_AMS-3 - Shun Lee Disciplined Services

Quarters (Block 6)

Action Level ($\mu\text{g}/\text{m}^3$) - 287.9

Limit Level ($\mu\text{g}/\text{m}^3$) - 500.0

Date	Weather Condition	Time	Mass Concentration ($\mu\text{g}/\text{m}^3$)
2-Nov-18	Fine	08:40	19.7
2-Nov-18	Fine	09:41	27.9
2-Nov-18	Fine	10:42	28.3
8-Nov-18	Fine	8:53	59.4
8-Nov-18	Fine	9:54	54.4
8-Nov-18	Fine	10:55	52.2
14-Nov-18	Fine	8:18	45.5
14-Nov-18	Fine	9:19	46.2
14-Nov-18	Fine	10:20	45.2
20-Nov-18	Cloudy	8:37	27.9
20-Nov-18	Cloudy	9:38	23.3
20-Nov-18	Cloudy	10:39	24.4
26-Nov-18	Cloudy	10:32	8.3
26-Nov-18	Cloudy	13:01	8.8
26-Nov-18	Cloudy	14:02	9.6



Report on 1-hour TSP monitoring at NCWBR_AMS-4 - Sienna Garden

Action Level ($\mu\text{g}/\text{m}^3$) - 281.6
Limit Level ($\mu\text{g}/\text{m}^3$) - 500.0

Date	Weather Condition	Time	Mass Concentration ($\mu\text{g}/\text{m}^3$)
2-Nov-18	Fine	08:47	30.2
2-Nov-18	Fine	09:48	94.4
2-Nov-18	Fine	10:49	49.9
8-Nov-18	Fine	9:06	64.4
8-Nov-18	Fine	10:07	54.8
8-Nov-18	Fine	13:00	80.3
14-Nov-18	Fine	8:30	49.8
14-Nov-18	Fine	9:31	50.3
14-Nov-18	Fine	10:32	44.2
20-Nov-18	Cloudy	10:17	25.8
20-Nov-18	Cloudy	13:00	21.3
20-Nov-18	Cloudy	14:01	18.5
26-Nov-18	Cloudy	10:41	7.4
26-Nov-18	Cloudy	13:01	9.2
26-Nov-18	Cloudy	14:02	9.9



Report on 1-hour TSP monitoring at NCWBR_AMS-5 - Shun Chi Court Shun Fung House

Action Level ($\mu\text{g}/\text{m}^3$) - 270.0
Limit Level ($\mu\text{g}/\text{m}^3$) - 500.0

Date	Weather Condition	Time	Mass Concentration ($\mu\text{g}/\text{m}^3$)
2-Nov-18	Fine	08:45	47.4
2-Nov-18	Fine	09:46	27.2
2-Nov-18	Fine	10:47	26.3
8-Nov-18	Fine	8:36	37.0
8-Nov-18	Fine	9:37	30.9
8-Nov-18	Fine	10:38	29.5
14-Nov-18	Fine	8:00	44.1
14-Nov-18	Fine	9:01	46.3
14-Nov-18	Fine	10:02	45.3
20-Nov-18	Cloudy	8:58	27.1
20-Nov-18	Cloudy	9:59	24.5
20-Nov-18	Cloudy	11:00	22.3
26-Nov-18	Cloudy	10:18	7.2
26-Nov-18	Cloudy	13:01	6.1
26-Nov-18	Cloudy	14:02	7.8



Report on 1-hour TSP monitoring at LTR_AMS-1 - St Edward's Catholic Primary School

Action Level ($\mu\text{g}/\text{m}^3$) - 272.1
Limit Level ($\mu\text{g}/\text{m}^3$) - 500.0

Date	Weather Condition	Time	Mass Concentration ($\mu\text{g}/\text{m}^3$)
2-Nov-18	Fine	08:47	35.7
2-Nov-18	Fine	09:48	47.5
2-Nov-18	Fine	10:49	42.0
8-Nov-18	Fine	9:52	24.0
8-Nov-18	Fine	10:53	23.2
8-Nov-18	Fine	13:00	35.3
14-Nov-18	Fine	9:00	48.1
14-Nov-18	Fine	10:01	43.3
14-Nov-18	Fine	13:00	32.3
20-Nov-18	Cloudy	10:51	20.3
20-Nov-18	Cloudy	13:00	16.5
20-Nov-18	Cloudy	14:01	14.9
26-Nov-18	Cloudy	9:47	7.6
26-Nov-18	Cloudy	10:48	8.0
26-Nov-18	Cloudy	13:01	8.2



Report on 1-hour TSP monitoring at LTR_AMS-2 - Environmental Protection

Department's Restored Landfill Site Office

Action Level ($\mu\text{g}/\text{m}^3$) - 281.1

Limit Level ($\mu\text{g}/\text{m}^3$) - 500.0

Date	Weather Condition	Time	Mass Concentration ($\mu\text{g}/\text{m}^3$)
2-Nov-18	Fine	11:00	29.2
2-Nov-18	Fine	13:01	11.9
2-Nov-18	Fine	14:02	15.1
8-Nov-18	Fine	9:42	28.1
8-Nov-18	Fine	10:43	25.6
8-Nov-18	Fine	13:00	36.4
14-Nov-18	Fine	9:00	34.7
14-Nov-18	Fine	10:01	31.3
14-Nov-18	Fine	13:00	24.8
20-Nov-18	Cloudy	10:37	27.4
20-Nov-18	Cloudy	13:00	23.2
20-Nov-18	Cloudy	14:01	20.7
26-Nov-18	Cloudy	9:30	7.4
26-Nov-18	Cloudy	10:31	8.1
26-Nov-18	Cloudy	13:00	11.6



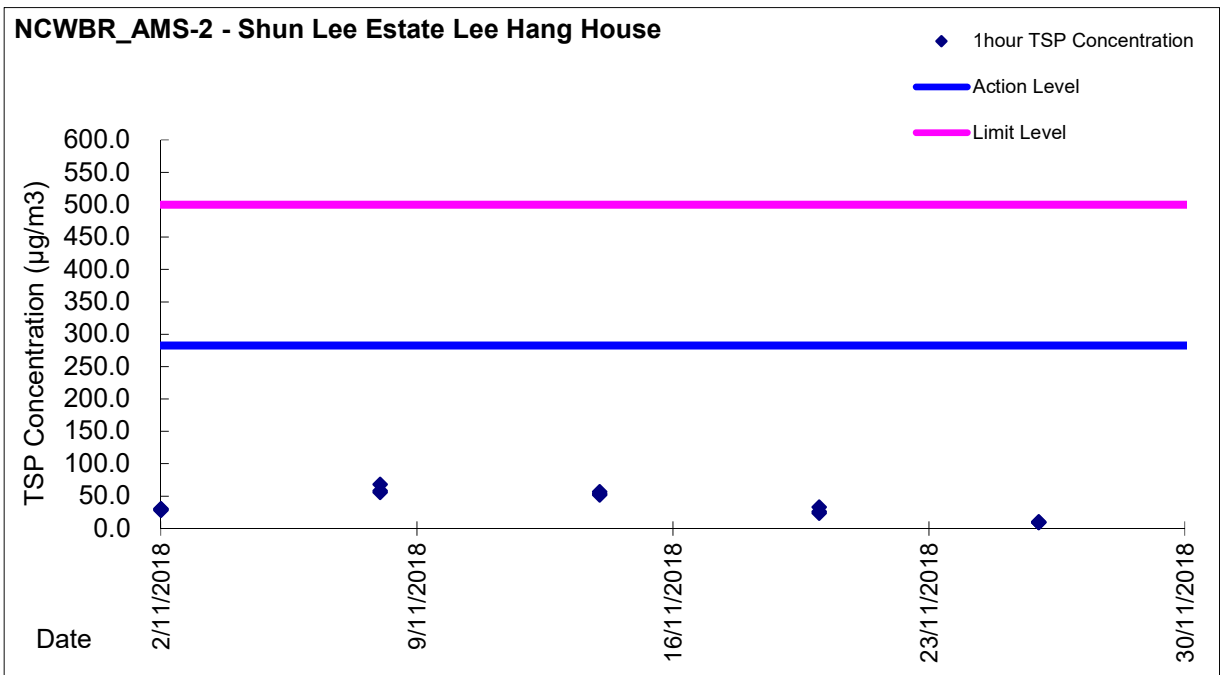
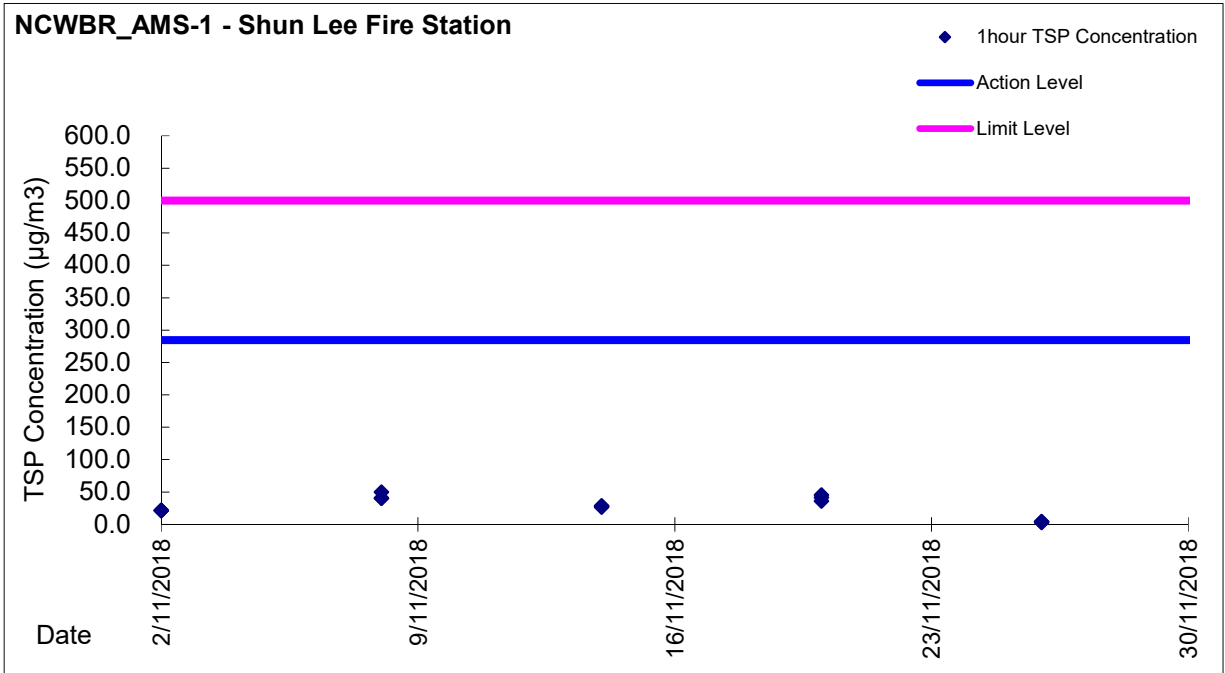
Report on 1-hour TSP monitoring at LTR_AMS-3 - Po Tat Estate Tat Kai House

Action Level ($\mu\text{g}/\text{m}^3$) - 285.1
Limit Level ($\mu\text{g}/\text{m}^3$) - 500.0

Date	Weather Condition	Time	Mass Concentration ($\mu\text{g}/\text{m}^3$)
2-Nov-18	Fine	08:09	15.5
2-Nov-18	Fine	09:10	24.9
2-Nov-18	Fine	10:11	25.4
8-Nov-18	Fine	9:23	78.7
8-Nov-18	Fine	10:24	73.8
8-Nov-18	Fine	13:00	103.6
14-Nov-18	Fine	8:46	49.2
14-Nov-18	Fine	9:47	46.7
14-Nov-18	Fine	10:48	42.5
20-Nov-18	Cloudy	10:57	21.2
20-Nov-18	Cloudy	13:00	19.1
20-Nov-18	Cloudy	14:01	17.1
26-Nov-18	Cloudy	9:51	10.9
26-Nov-18	Cloudy	10:52	9.2
26-Nov-18	Cloudy	13:00	10.6

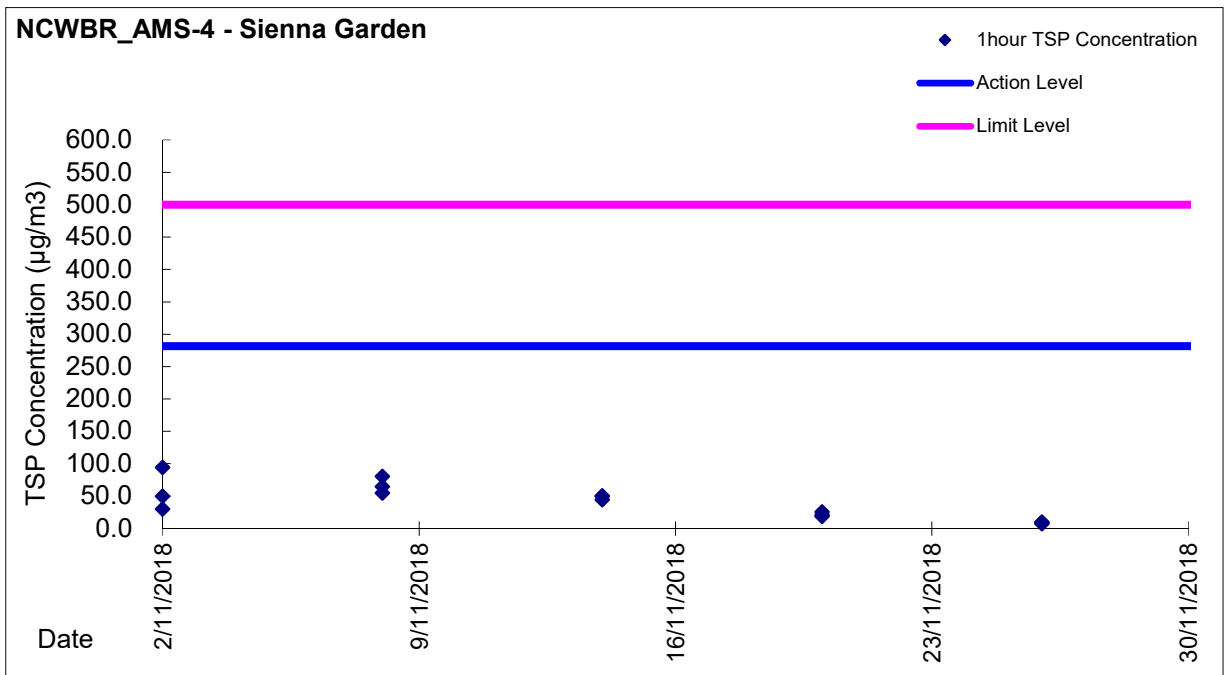
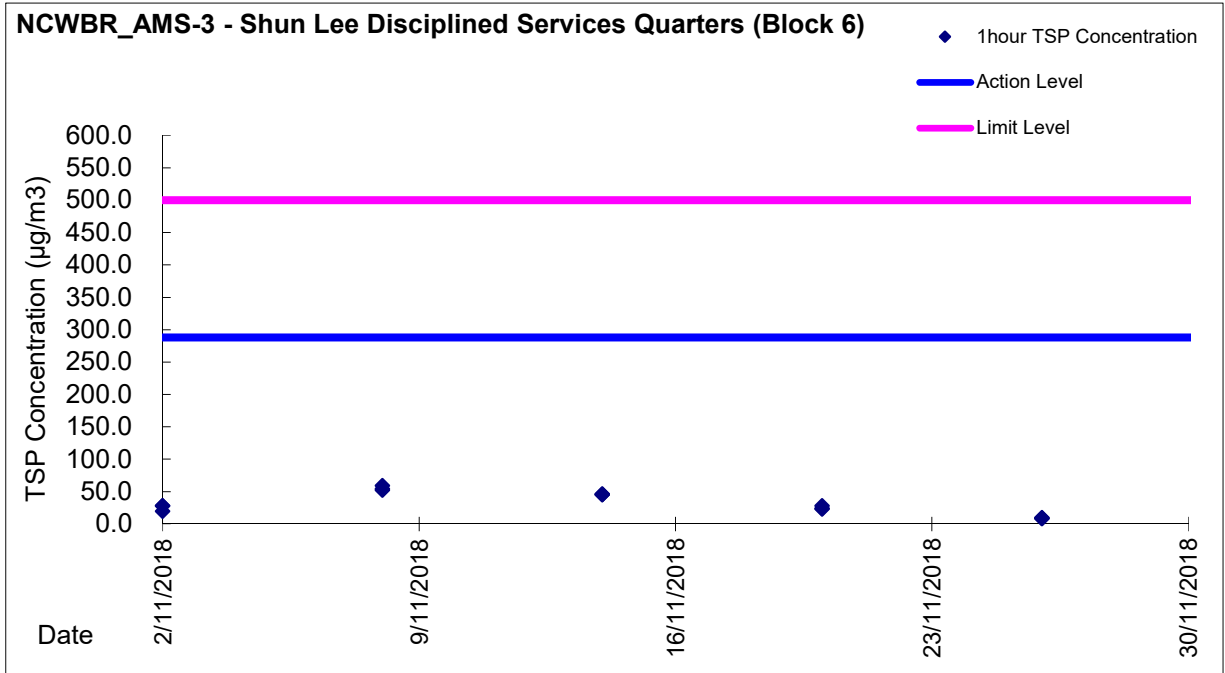


Graphic Presentation of TSP Result



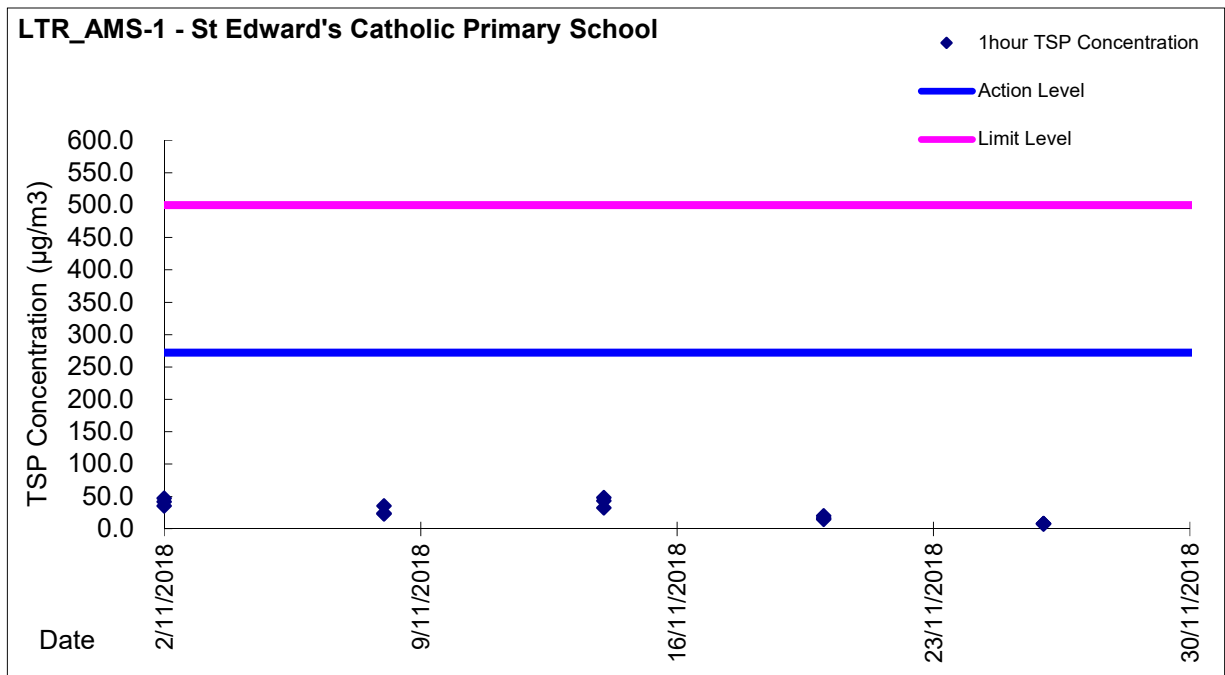
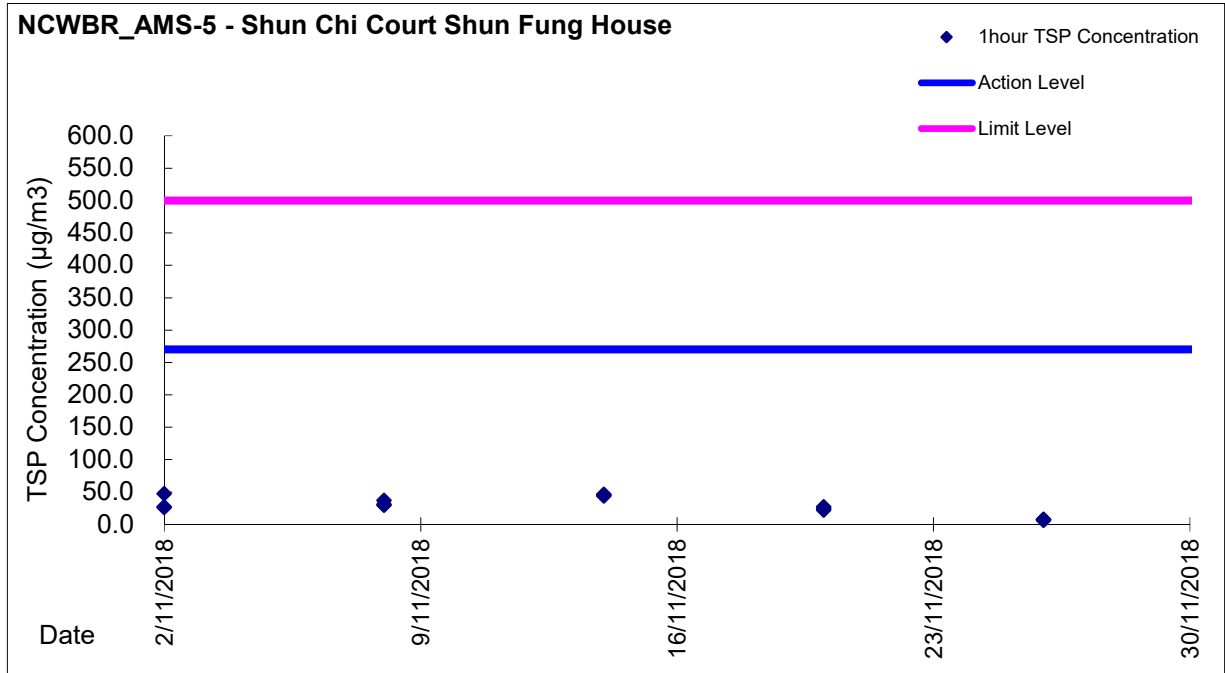


Graphic Presentation of TSP Result





Graphic Presentation of TSP Result





Graphic Presentation of TSP Result

