



Report on 1-hour TSP monitoring at NCWBR\_AMS-1 - Shun Lee Fire Station

Action Level ( $\mu\text{g}/\text{m}^3$ ) - 284.4  
Limit Level ( $\mu\text{g}/\text{m}^3$ ) - 500.0

Date	Weather Condition	Time	Mass Concentration ( $\mu\text{g}/\text{m}^3$ )
02-Nov-19	Fine	9:56	38.8
02-Nov-19	Fine	10:57	38.4
02-Nov-19	Fine	13:00	33.6
08-Nov-19	Fine	13:10	35.3
08-Nov-19	Fine	14:11	39.8
08-Nov-19	Fine	15:12	35.7
14-Nov-19	Fine	08:08	95.6
14-Nov-19	Fine	09:09	92.2
14-Nov-19	Fine	10:10	91.6
20-Nov-19	Fine	08:16	92.4
20-Nov-19	Fine	09:17	106.1
20-Nov-19	Fine	10:18	109.4
26-Nov-19	Fine	08:40	57.0
26-Nov-19	Fine	09:41	38.9
26-Nov-19	Fine	10:42	39.8



Report on 1-hour TSP monitoring at NCWBR\_AMS-2 - Shun Lee Estate Lee Hang House

Action Level ( $\mu\text{g}/\text{m}^3$ ) - 282.4  
Limit Level ( $\mu\text{g}/\text{m}^3$ ) - 500.0

Date	Weather Condition	Time	Mass Concentration ( $\mu\text{g}/\text{m}^3$ )
02-Nov-19	Fine	9:16	30.9
02-Nov-19	Fine	10:17	29.0
02-Nov-19	Fine	13:00	26.3
08-Nov-19	Fine	8:11	53.3
08-Nov-19	Fine	9:12	53.3
08-Nov-19	Fine	10:13	48.5
14-Nov-19	Fine	08:22	64.2
14-Nov-19	Fine	09:24	56.7
14-Nov-19	Fine	10:25	56.6
20-Nov-19	Fine	08:00	77.2
20-Nov-19	Fine	09:01	78.3
20-Nov-19	Fine	10:02	75.9
26-Nov-19	Fine	08:15	128.0
26-Nov-19	Fine	09:16	120.0
26-Nov-19	Fine	10:17	123.2

Report on 1-hour TSP monitoring at NCWBR\_AMS-3 - Shun Lee Disciplined Services  
 Quarters (Block 6)  
 Action Level ( $\mu\text{g}/\text{m}^3$ ) - 287.9  
 Limit Level ( $\mu\text{g}/\text{m}^3$ ) - 500.0

Date	Weather Condition	Time	Mass Concentration ( $\mu\text{g}/\text{m}^3$ )
02-Nov-19	Fine	9:42	34.5
02-Nov-19	Fine	10:43	33.9
02-Nov-19	Fine	13:00	33.9
08-Nov-19	Fine	8:30	47.9
08-Nov-19	Fine	9:31	46.8
08-Nov-19	Fine	10:32	33.7
14-Nov-19	Fine	08:32	55.3
14-Nov-19	Fine	09:33	54.8
14-Nov-19	Fine	10:34	61.4
20-Nov-19	Fine	08:27	41.3
20-Nov-19	Fine	09:29	48.8
20-Nov-19	Fine	10:30	44.4
26-Nov-19	Fine	08:43	129.1
26-Nov-19	Fine	09:44	127.5
26-Nov-19	Fine	10:45	129.4



Report on 1-hour TSP monitoring at NCWBR\_AMS-4 - Sienna Garden

Action Level ( $\mu\text{g}/\text{m}^3$ ) - 281.6  
Limit Level ( $\mu\text{g}/\text{m}^3$ ) - 500.0

Date	Weather Condition	Time	Mass Concentration ( $\mu\text{g}/\text{m}^3$ )
02-Nov-19	Fine	9:12	31.8
02-Nov-19	Fine	10:13	30.2
02-Nov-19	Fine	13:00	37.2
08-Nov-19	Fine	8:00	48.9
08-Nov-19	Fine	9:01	54.1
08-Nov-19	Fine	10:02	51.8
14-Nov-19	Fine	08:08	46.4
14-Nov-19	Fine	09:09	44.0
14-Nov-19	Fine	10:10	44.5
20-Nov-19	Fine	08:20	46.7
20-Nov-19	Fine	09:21	50.4
20-Nov-19	Fine	10:22	48.3
26-Nov-19	Fine	08:39	148.4
26-Nov-19	Fine	09:40	153.7
26-Nov-19	Fine	10:41	151.6



Report on 1-hour TSP monitoring at NCWBR\_AMS-5 - Shun Chi Court Shun Fung

House

Action Level ( $\mu\text{g}/\text{m}^3$ ) - 270.0

Limit Level ( $\mu\text{g}/\text{m}^3$ ) - 500.0

Date	Weather Condition	Time	Mass Concentration ( $\mu\text{g}/\text{m}^3$ )
02-Nov-19	Fine	9:31	104.4
02-Nov-19	Fine	10:32	97.7
02-Nov-19	Fine	13:00	69.5
08-Nov-19	Fine	8:06	33.7
08-Nov-19	Fine	9:07	34.4
08-Nov-19	Fine	10:08	36.6
14-Nov-19	Fine	08:08	99.5
14-Nov-19	Fine	09:09	102.6
14-Nov-19	Fine	10:10	104.3
20-Nov-19	Fine	08:24	73.4
20-Nov-19	Fine	09:25	86.3
20-Nov-19	Fine	10:26	88.0
26-Nov-19	Fine	08:10	76.2
26-Nov-19	Fine	09:11	84.3
26-Nov-19	Fine	10:12	86.0



Report on 1-hour TSP monitoring at LTR\_AMS-1 - St Edward's Catholic Primary School

Action Level ( $\mu\text{g}/\text{m}^3$ ) - 272.1  
Limit Level ( $\mu\text{g}/\text{m}^3$ ) - 500.0

Date	Weather Condition	Time	Mass Concentration ( $\mu\text{g}/\text{m}^3$ )
02-Nov-19	Fine	10:35	102.0
02-Nov-19	Fine	13:00	52.5
02-Nov-19	Fine	14:01	54.5
08-Nov-19	Fine	9:27	111.7
08-Nov-19	Fine	10:28	108.4
08-Nov-19	Fine	13:00	106.4
14-Nov-19	Fine	08:47	77.9
14-Nov-19	Fine	09:48	68.5
14-Nov-19	Fine	10:49	68.7
20-Nov-19	Fine	09:58	50.2
20-Nov-19	Fine	10:59	50.9
20-Nov-19	Fine	13:00	49.6
26-Nov-19	Fine	08:45	125.1
26-Nov-19	Fine	09:46	137.2
26-Nov-19	Fine	10:47	138.1



Report on 1-hour TSP monitoring at LTR\_AMS-2 - Environmental Protection  
Department's Restored Landfill Site Office  
Action Level ( $\mu\text{g}/\text{m}^3$ ) - 281.1  
Limit Level ( $\mu\text{g}/\text{m}^3$ ) - 500.0

Date	Weather Condition	Time	Mass Concentration ( $\mu\text{g}/\text{m}^3$ )
02-Nov-19	Fine	10:16	81.8
02-Nov-19	Fine	13:00	106.1
02-Nov-19	Fine	14:01	66.0
08-Nov-19	Fine	8:50	86.1
08-Nov-19	Fine	9:51	80.4
08-Nov-19	Fine	10:52	79.0
14-Nov-19	Fine	08:00	60.5
14-Nov-19	Fine	09:01	66.4
14-Nov-19	Fine	10:02	61.9
20-Nov-19	Fine	09:44	58.4
20-Nov-19	Fine	10:45	51.5
20-Nov-19	Fine	13:00	49.2
26-Nov-19	Fine	08:52	66.6
26-Nov-19	Fine	09:53	78.1
26-Nov-19	Fine	10:54	66.1



Report on 1-hour TSP monitoring at LTR\_AMS-3 - Po Tat Estate Tat Kai House

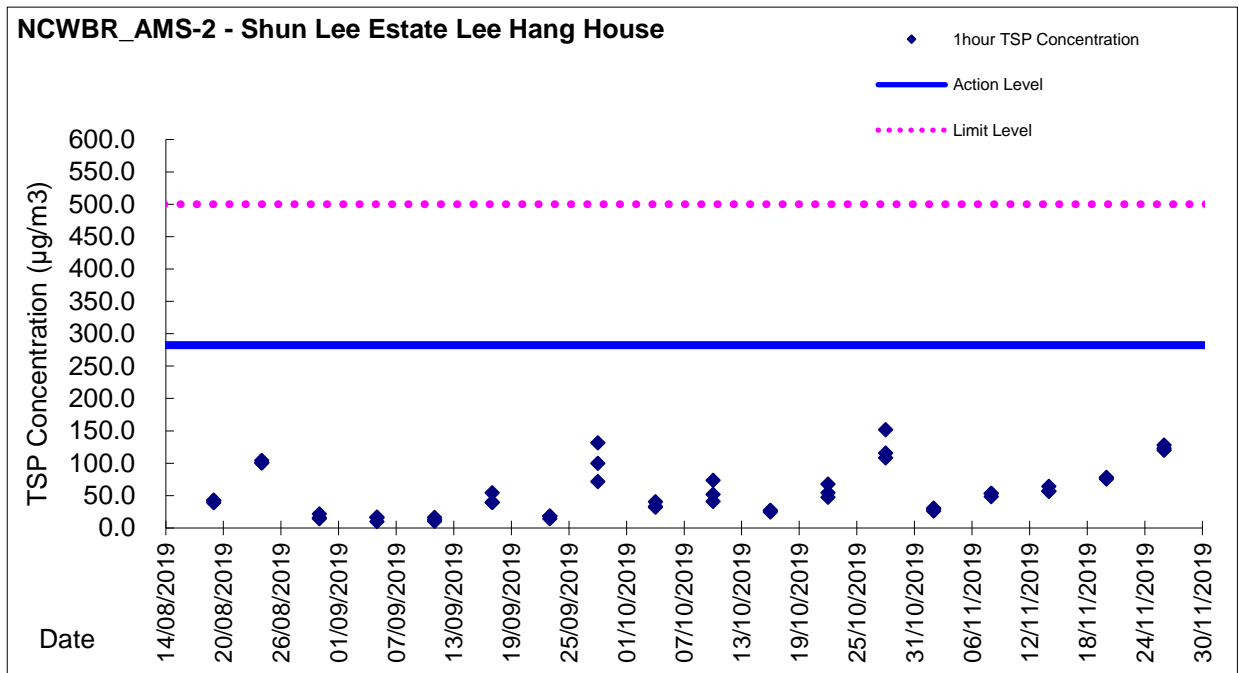
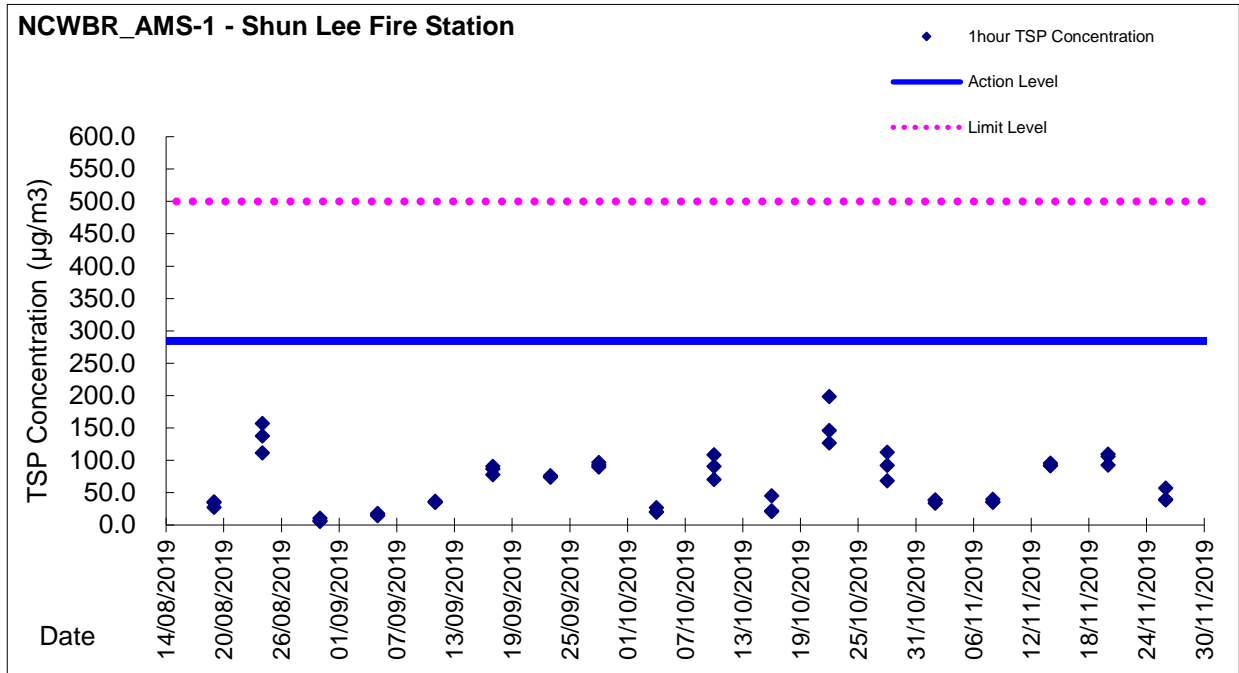
Action Level ( $\mu\text{g}/\text{m}^3$ ) - 285.1  
Limit Level ( $\mu\text{g}/\text{m}^3$ ) - 500.0

Date	Weather Condition	Time	Mass Concentration ( $\mu\text{g}/\text{m}^3$ )
02-Nov-19	Fine	9:59	22.3
02-Nov-19	Fine	11:00	21.2
02-Nov-19	Fine	13:00	22.1
08-Nov-19	Fine	9:37	38.8
08-Nov-19	Fine	10:38	37.8
08-Nov-19	Fine	13:00	35.5
14-Nov-19	Fine	08:26	55.6
14-Nov-19	Fine	09:27	56.9
14-Nov-19	Fine	10:28	57.4
20-Nov-19	Fine	08:40	68.9
20-Nov-19	Fine	09:41	120.4
20-Nov-19	Fine	10:42	88.8
26-Nov-19	Fine	08:58	175.6
26-Nov-19	Fine	09:59	178.7
26-Nov-19	Fine	11:00	178.1



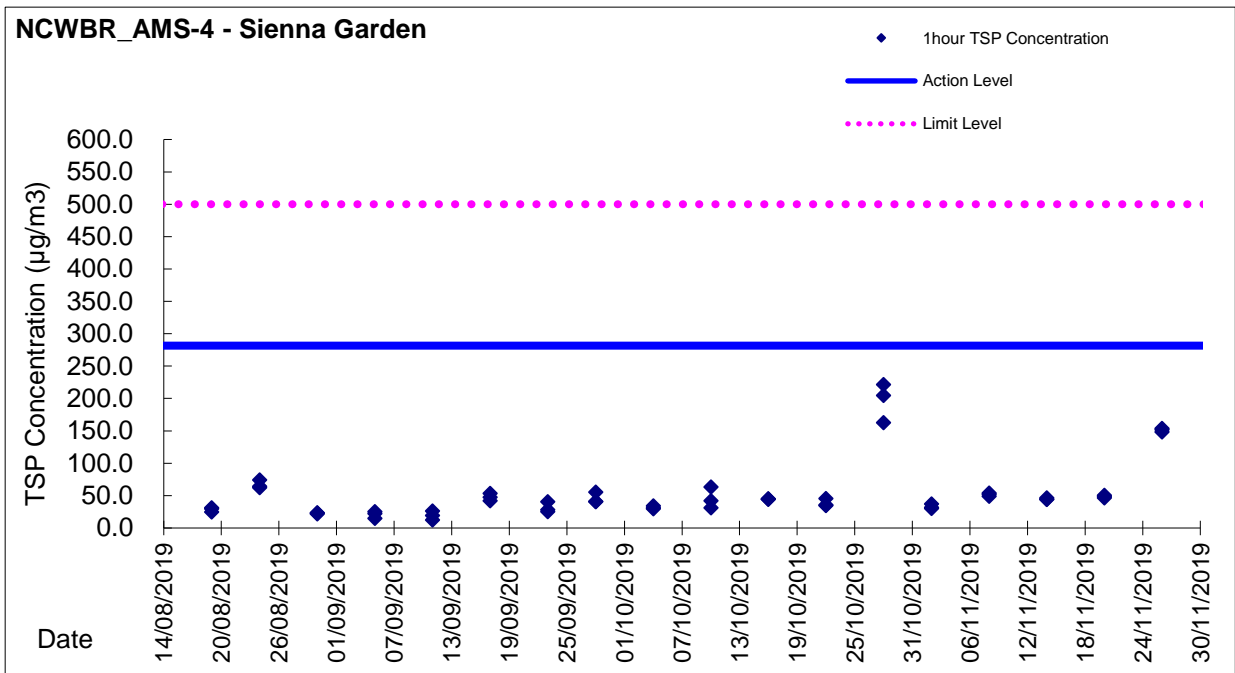
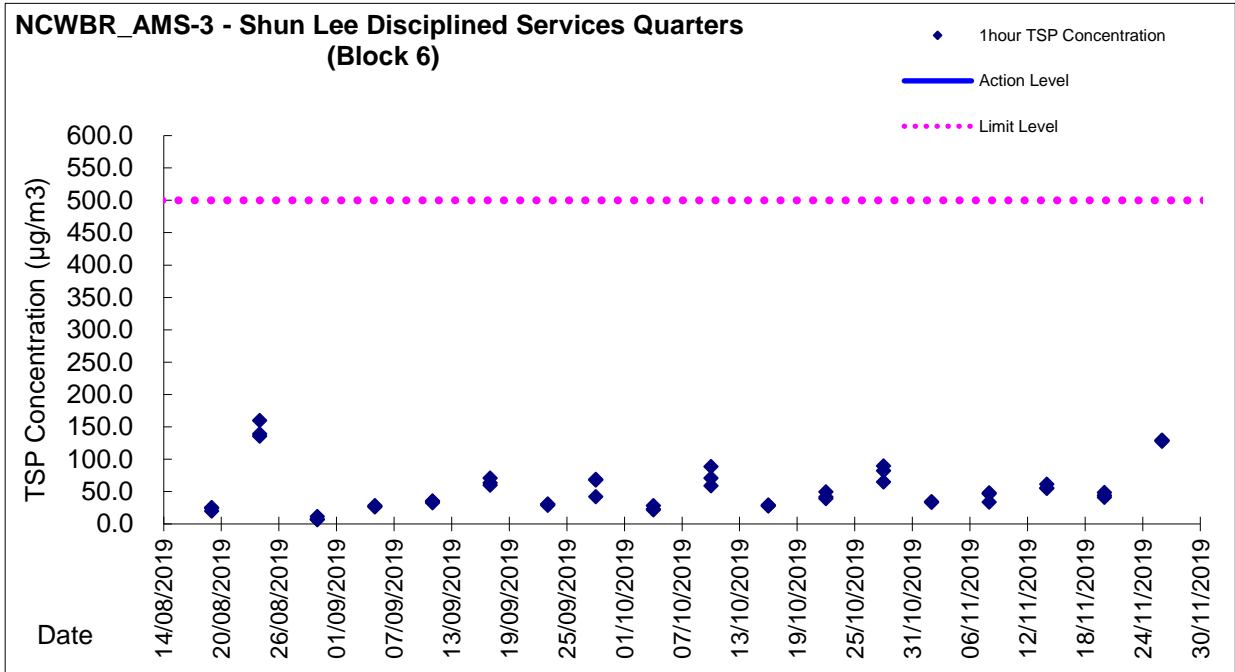


Graphic Presentation of TSP Result



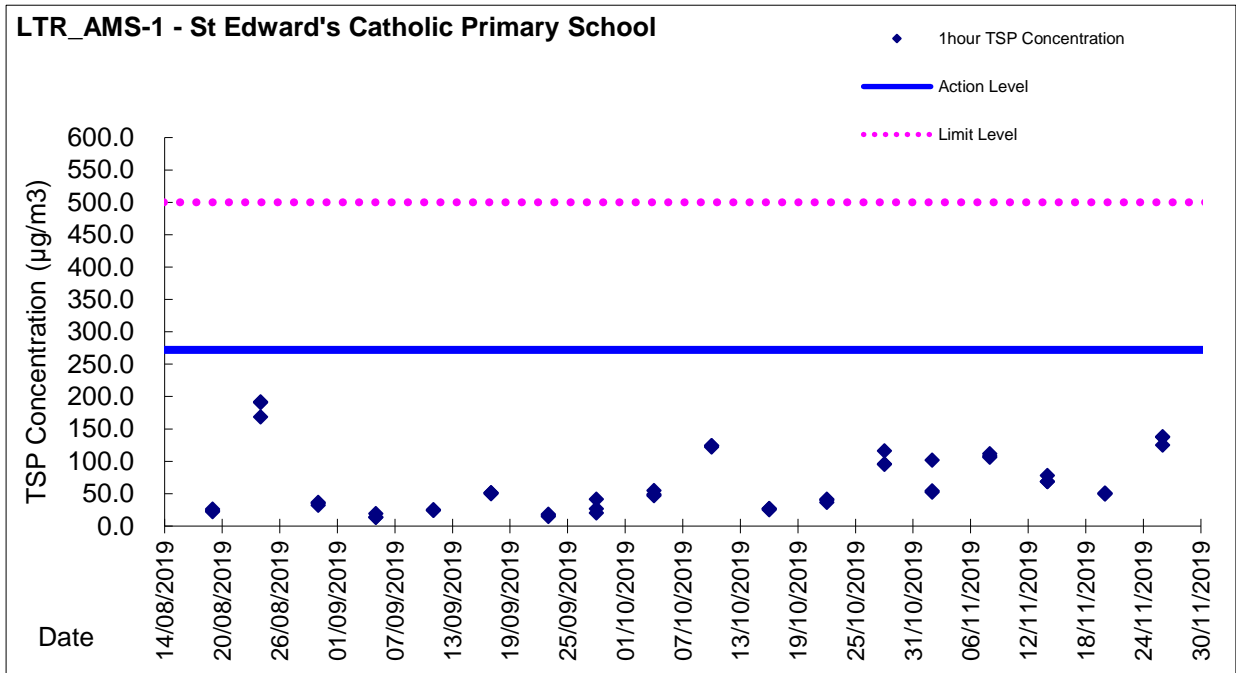
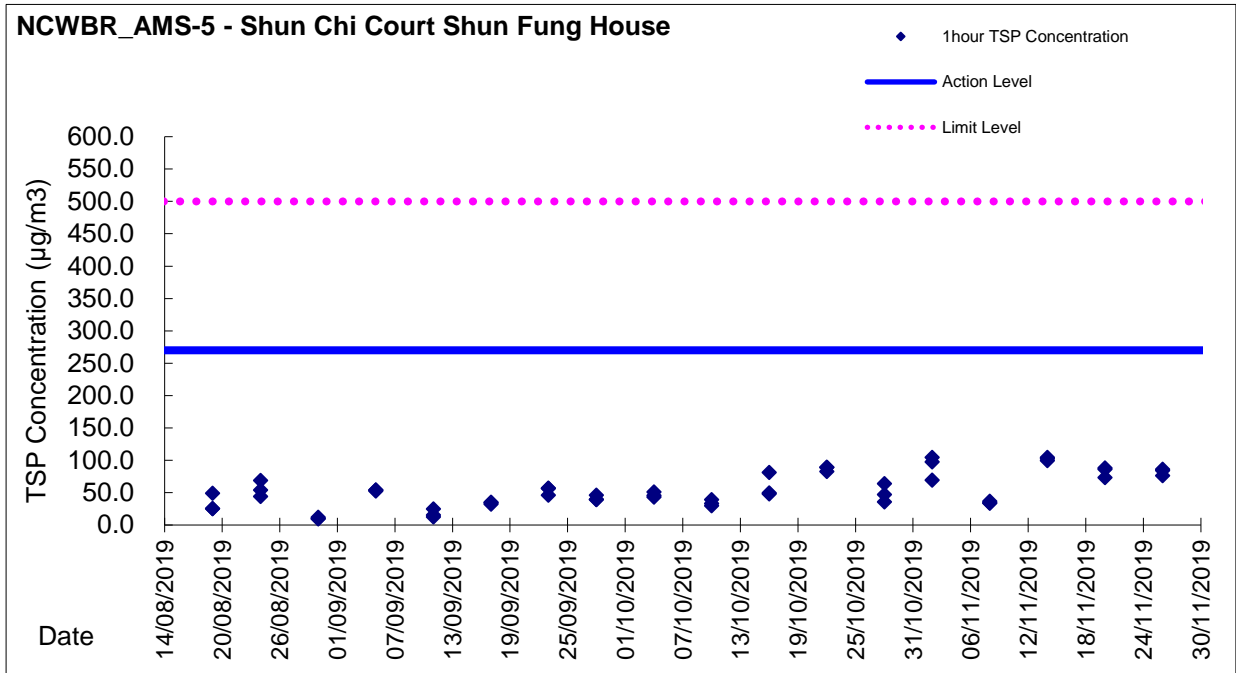


Graphic Presentation of TSP Result





Graphic Presentation of TSP Result





Graphic Presentation of TSP Result

