



Report on 1-hour TSP monitoring at NCWBR_AMS-1 - Shun Lee Fire Station

Action Level ($\mu\text{g}/\text{m}^3$) - 284.4
Limit Level ($\mu\text{g}/\text{m}^3$) - 500.0

Date	Weather Condition	Time	Mass Concentration ($\mu\text{g}/\text{m}^3$)
04-Nov-20	Fine	13:00	40.7
04-Nov-20	Fine	14:01	38.1
04-Nov-20	Fine	15:02	42.5
10-Nov-20	Fine	8:15	27.6
10-Nov-20	Fine	9:16	31.3
10-Nov-20	Fine	10:18	31.1
16-Nov-20	Fine	10:14	17.8
16-Nov-20	Fine	13:00	17.7
16-Nov-20	Fine	14:01	20.4
21-Nov-20	Fine	08:00	12.3
21-Nov-20	Fine	09:01	12.3
21-Nov-20	Fine	10:02	13.7
24-Nov-20	Fine	08:25	17.8
24-Nov-20	Fine	09:26	20.8
24-Nov-20	Fine	10:27	20.3
28-Nov-20	Fine	10:12	18.5
28-Nov-20	Fine	13:00	18.0
28-Nov-20	Fine	14:01	20.9



Report on 1-hour TSP monitoring at NCWBR_AMS-2 - Shun Lee Estate Lee Hang House

Action Level ($\mu\text{g}/\text{m}^3$) - 282.4
Limit Level ($\mu\text{g}/\text{m}^3$) - 500.0

Date	Weather Condition	Time	Mass Concentration ($\mu\text{g}/\text{m}^3$)
04-Nov-20	Fine	13:00	62.0
04-Nov-20	Fine	14:01	67.9
04-Nov-20	Fine	15:02	72.9
10-Nov-20	Fine	8:30	62.0
10-Nov-20	Fine	9:30	63.0
10-Nov-20	Fine	10:30	64.0
16-Nov-20	Fine	10:33	31.0
16-Nov-20	Fine	13:00	40.7
16-Nov-20	Fine	14:01	42.4
21-Nov-20	Fine	08:20	39.1
21-Nov-20	Fine	09:21	48.9
21-Nov-20	Fine	10:22	39.0
24-Nov-20	Fine	09:57	26.0
24-Nov-20	Fine	10:58	28.5
24-Nov-20	Fine	13:00	35.0
28-Nov-20	Fine	09:57	26.0
28-Nov-20	Fine	10:58	28.5
28-Nov-20	Fine	13:00	35.0



Report on 1-hour TSP monitoring at NCWBR_AMS-3 - Shun Lee Disciplined Services
Quarters (Block 6)
Action Level ($\mu\text{g}/\text{m}^3$) - 287.9
Limit Level ($\mu\text{g}/\text{m}^3$) - 500.0

Date	Weather Condition	Time	Mass Concentration ($\mu\text{g}/\text{m}^3$)
04-Nov-20	Fine	13:00	71.7
04-Nov-20	Fine	14:01	71.9
04-Nov-20	Fine	15:02	75.2
10-Nov-20	Fine	8:21	47.9
10-Nov-20	Fine	9:22	52.8
10-Nov-20	Fine	10:22	52.0
16-Nov-20	Fine	9:59	22.0
16-Nov-20	Fine	11:00	14.7
16-Nov-20	Fine	13:00	18.8
21-Nov-20	Fine	08:10	22.5
21-Nov-20	Fine	09:11	18.9
21-Nov-20	Fine	10:12	16.8
24-Nov-20	Fine	08:58	29.2
24-Nov-20	Fine	09:59	28.4
24-Nov-20	Fine	11:00	31.1
28-Nov-20	Fine	10:02	29.2
28-Nov-20	Fine	13:00	38.7
28-Nov-20	Fine	14:01	36.8



Report on 1-hour TSP monitoring at NCWBR_AMS-4 - Sienna Garden

Action Level ($\mu\text{g}/\text{m}^3$) - 281.6
Limit Level ($\mu\text{g}/\text{m}^3$) - 500.0

Date	Weather Condition	Time	Mass Concentration ($\mu\text{g}/\text{m}^3$)
04-Nov-20	Fine	13:00	68.0
04-Nov-20	Fine	14:01	70.0
04-Nov-20	Fine	15:02	75.0
10-Nov-20	Fine	8:42	72.5
10-Nov-20	Fine	9:43	71.9
10-Nov-20	Fine	10:44	70.9
16-Nov-20	Fine	8:42	71.1
16-Nov-20	Fine	9:43	73.5
16-Nov-20	Fine	10:43	70.8
21-Nov-20	Fine	08:30	67.0
21-Nov-20	Fine	09:31	68.9
21-Nov-20	Fine	10:32	67.2
24-Nov-20	Fine	08:50	65.0
24-Nov-20	Fine	09:50	68.0
24-Nov-20	Fine	10:50	68.0
28-Nov-20	Fine	10:15	55.0
28-Nov-20	Fine	13:00	50.0
28-Nov-20	Fine	14:00	66.0

Report on 1-hour TSP monitoring at NCWBR_AMS-5 - Shun Chi Court Shun Fung

House

Action Level ($\mu\text{g}/\text{m}^3$) - 270.0

Limit Level ($\mu\text{g}/\text{m}^3$) - 500.0

Date	Weather Condition	Time	Mass Concentration ($\mu\text{g}/\text{m}^3$)
04-Nov-20	Fine	13:00	38.8
04-Nov-20	Fine	14:01	40.5
04-Nov-20	Fine	15:02	47.2
10-Nov-20	Fine	8:34	36.0
10-Nov-20	Fine	9:35	54.7
10-Nov-20	Fine	10:36	52.6
16-Nov-20	Fine	8:00	158.8
16-Nov-20	Fine	9:01	208.9
16-Nov-20	Fine	10:01	173.9
21-Nov-20	Fine	08:11	5.3
21-Nov-20	Fine	09:12	6.8
21-Nov-20	Fine	10:13	6.2
24-Nov-20	Fine	08:01	27.9
24-Nov-20	Fine	09:02	28.1
24-Nov-20	Fine	10:03	26.3
28-Nov-20	Fine	09:54	27.3
28-Nov-20	Fine	10:55	28.9
28-Nov-20	Fine	13:00	28.7



Report on 1-hour TSP monitoring at LTR_AMS-1 - St Edward's Catholic Primary School

Action Level ($\mu\text{g}/\text{m}^3$) - 272.1
Limit Level ($\mu\text{g}/\text{m}^3$) - 500.0

Date	Weather Condition	Time	Mass Concentration ($\mu\text{g}/\text{m}^3$)
04-Nov-20	Fine	8:00	18.6
04-Nov-20	Fine	9:01	16.1
04-Nov-20	Fine	10:02	14.2
10-Nov-20	Fine	8:12	26.2
10-Nov-20	Fine	9:13	25.0
10-Nov-20	Fine	10:14	22.6
16-Nov-20	Fine	10:45	11.8
16-Nov-20	Fine	13:00	18.3
16-Nov-20	Fine	14:01	24.0
21-Nov-20	Fine	8:55	16.0
21-Nov-20	Fine	9:56	17.9
21-Nov-20	Fine	10:57	17.8
24-Nov-20	Fine	08:55	13.3
24-Nov-20	Fine	09:56	14.9
24-Nov-20	Fine	10:57	14.4
28-Nov-20	Fine	08:35	15.0
28-Nov-20	Fine	09:36	10.6
28-Nov-20	Fine	10:37	6.7



Report on 1-hour TSP monitoring at LTR_AMS-2 - Environmental Protection
Department's Restored Landfill Site Office
Action Level ($\mu\text{g}/\text{m}^3$) - 281.1
Limit Level ($\mu\text{g}/\text{m}^3$) - 500.0

Date	Weather Condition	Time	Mass Concentration ($\mu\text{g}/\text{m}^3$)
04-Nov-20	Fine	8:17	125.7
04-Nov-20	Fine	9:18	231.3
04-Nov-20	Fine	10:19	172.9
10-Nov-20	Fine	8:20	59.5
10-Nov-20	Fine	9:21	103.3
10-Nov-20	Fine	10:22	148.3
16-Nov-20	Fine	10:50	40.0
16-Nov-20	Fine	13:00	38.0
16-Nov-20	Fine	14:00	43.0
21-Nov-20	Fine	08:50	30.0
21-Nov-20	Fine	09:51	35.0
21-Nov-20	Fine	10:52	45.0
24-Nov-20	Fine	08:54	67.4
24-Nov-20	Fine	09:55	68.1
24-Nov-20	Fine	10:56	67.4
28-Nov-20	Fine	10:25	15.8
28-Nov-20	Fine	13:00	14.8
28-Nov-20	Fine	14:01	17.3



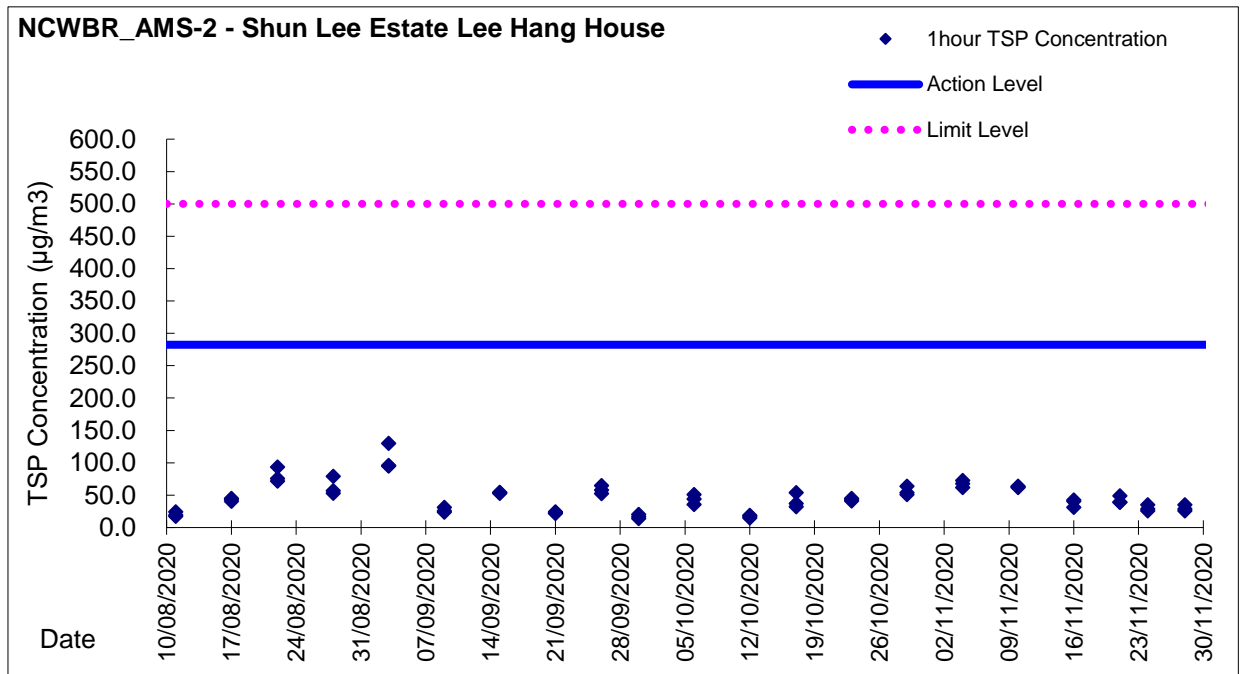
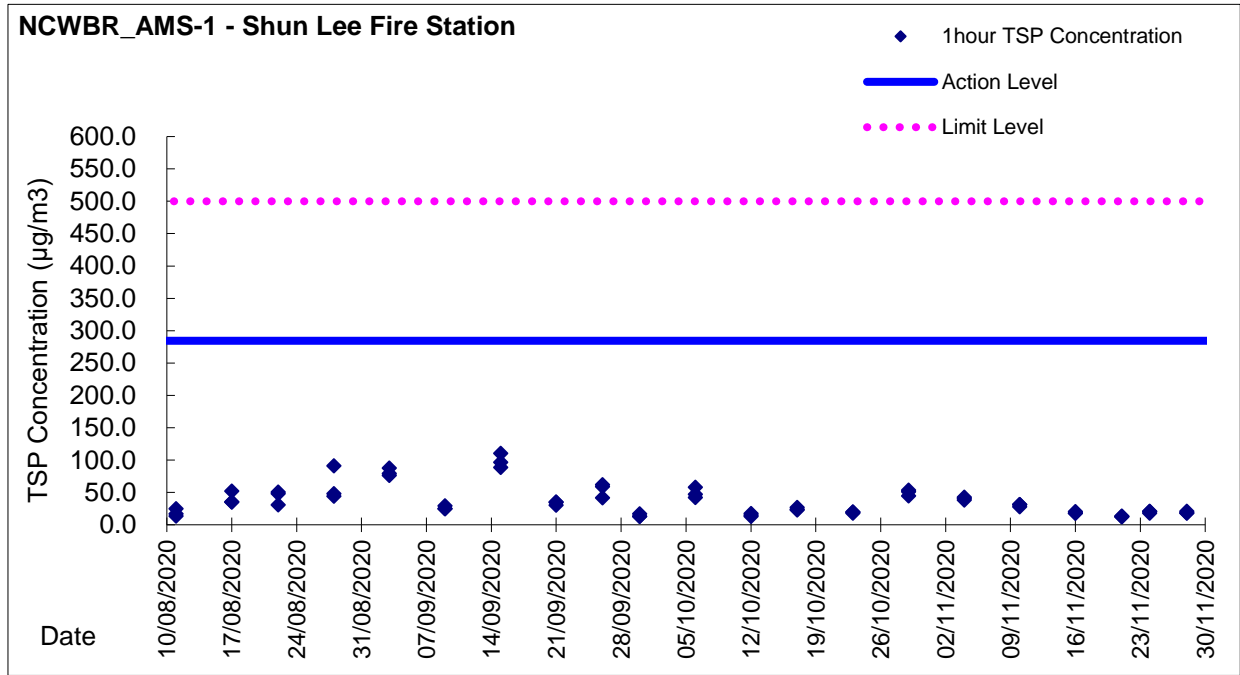
Report on 1-hour TSP monitoring at LTR_AMS-3 - Po Tat Estate Tat Kai House

Action Level ($\mu\text{g}/\text{m}^3$) - 285.1
Limit Level ($\mu\text{g}/\text{m}^3$) - 500.0

Date	Weather Condition	Time	Mass Concentration ($\mu\text{g}/\text{m}^3$)
04-Nov-20	Fine	8:45	12.7
04-Nov-20	Fine	9:46	15.0
04-Nov-20	Fine	10:47	14.4
10-Nov-20	Fine	8:00	15.7
10-Nov-20	Fine	9:01	12.4
10-Nov-20	Fine	10:01	6.7
16-Nov-20	Fine	10:55	17.2
16-Nov-20	Fine	13:00	18.7
16-Nov-20	Fine	14:01	21.1
21-Nov-20	Fine	8:35	14.5
21-Nov-20	Fine	9:36	14.4
21-Nov-20	Fine	10:37	19.8
24-Nov-20	Fine	09:19	32.9
24-Nov-20	Fine	10:20	14.3
24-Nov-20	Fine	13:00	14.5
28-Nov-20	Fine	10:29	18.4
28-Nov-20	Fine	13:00	15.5
28-Nov-20	Fine	14:01	14.7

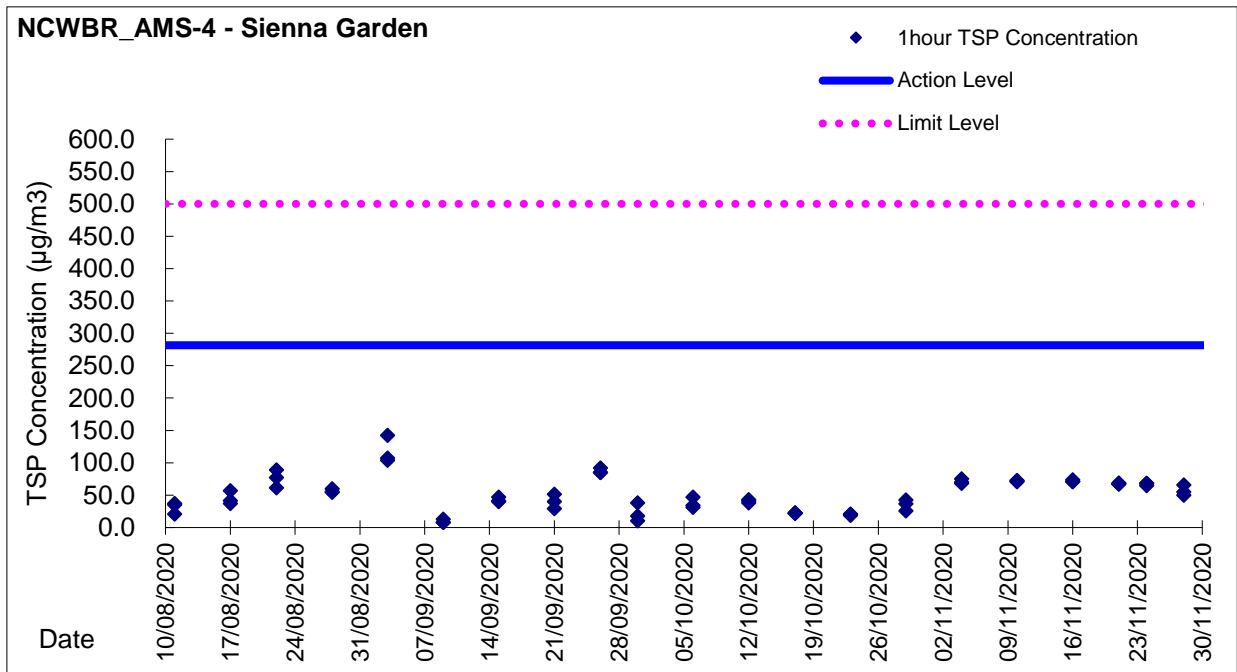
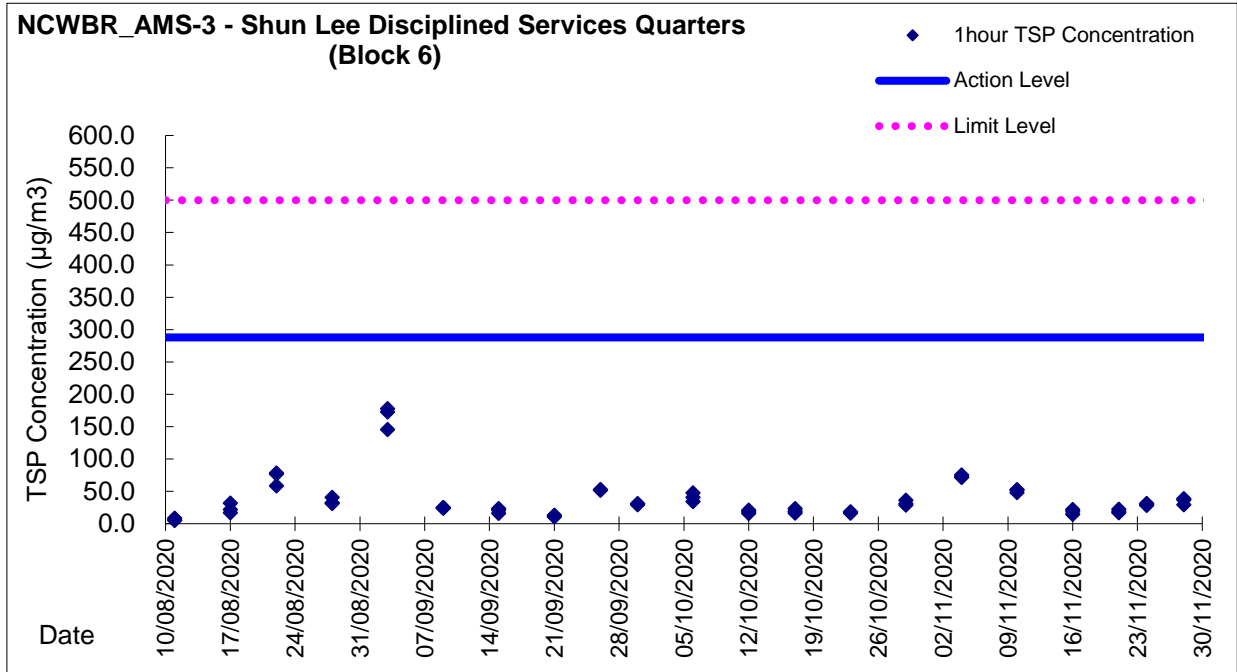


Graphic Presentation of TSP Result



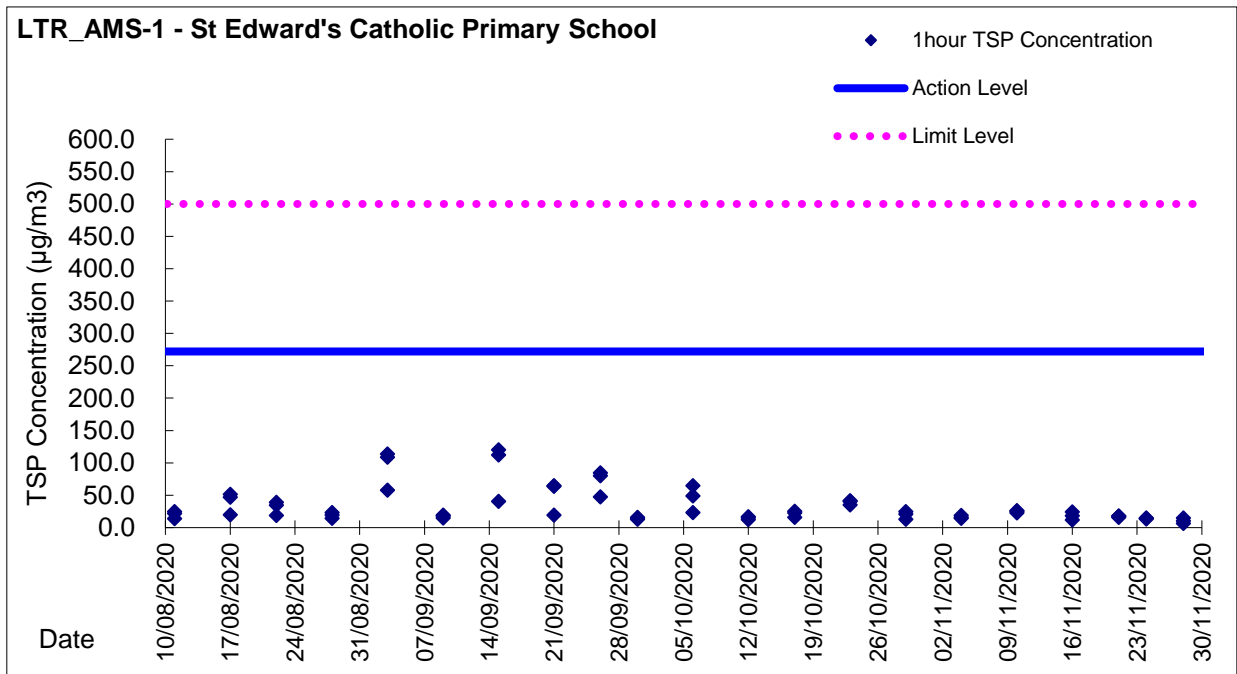
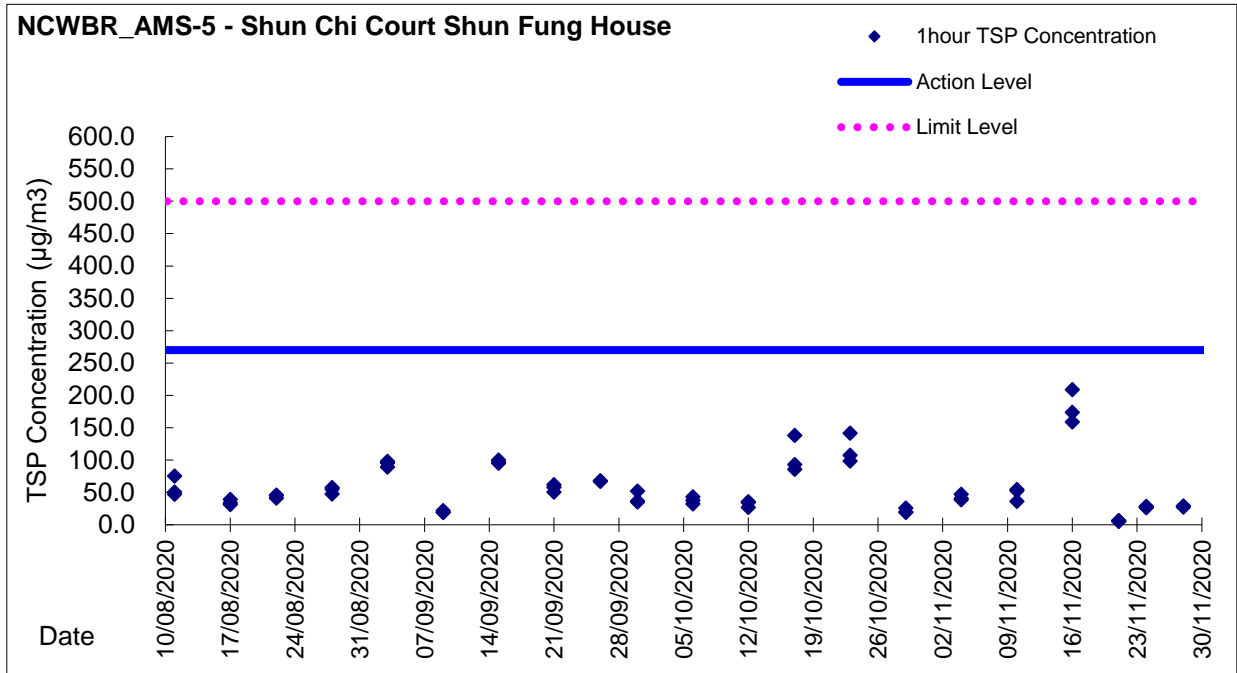


Graphic Presentation of TSP Result





Graphic Presentation of TSP Result





Graphic Presentation of TSP Result

