



Report on 1-hour TSP monitoring at NCWBR\_AMS-1 - Shun Lee Fire Station

Action Level ( $\mu\text{g}/\text{m}^3$ ) - 284.4  
Limit Level ( $\mu\text{g}/\text{m}^3$ ) - 500.0

Date	Weather Condition	Time	Mass Concentration ( $\mu\text{g}/\text{m}^3$ )
03-Nov-21	Fine	8:10	77.2
03-Nov-21	Fine	9:11	67.3
03-Nov-21	Fine	10:12	63.5
09-Nov-21	Fine	8:36	11.8
09-Nov-21	Fine	9:37	5.6
09-Nov-21	Fine	10:38	10.0
15-Nov-21	Fine	8:14	10.0
15-Nov-21	Fine	9:15	7.0
15-Nov-21	Fine	10:16	5.2
20-Nov-21	Fine	8:45	45.0
20-Nov-21	Fine	9:46	38.8
20-Nov-21	Fine	10:57	37.5
26-Nov-21	Fine	8:01	24.4
26-Nov-21	Fine	9:02	25.6
26-Nov-21	Fine	10:03	17.1



Report on 1-hour TSP monitoring at NCWBR\_AMS-2 - Shun Lee Estate Lee Hang House

Action Level ( $\mu\text{g}/\text{m}^3$ ) - 282.4  
Limit Level ( $\mu\text{g}/\text{m}^3$ ) - 500.0

Date	Weather Condition	Time	Mass Concentration ( $\mu\text{g}/\text{m}^3$ )
03-Nov-21	Fine	8:17	58.0
03-Nov-21	Fine	9:18	48.5
03-Nov-21	Fine	10:19	44.6
09-Nov-21	Fine	8:58	11.0
09-Nov-21	Fine	9:59	8.3
09-Nov-21	Fine	11:00	11.6
15-Nov-21	Fine	8:22	6.6
15-Nov-21	Fine	9:23	6.8
15-Nov-21	Fine	10:24	7.6
20-Nov-21	Fine	8:10	56.9
20-Nov-21	Fine	9:11	54.1
20-Nov-21	Fine	10:57	58.5
26-Nov-21	Fine	8:06	64.0
26-Nov-21	Fine	9:07	56.9
26-Nov-21	Fine	10:08	53.1



Report on 1-hour TSP monitoring at NCWBR\_AMS-3 - Shun Lee Disciplined Services  
Quarters (Block 6)  
Action Level ( $\mu\text{g}/\text{m}^3$ ) - 287.9  
Limit Level ( $\mu\text{g}/\text{m}^3$ ) - 500.0

Date	Weather Condition	Time	Mass Concentration ( $\mu\text{g}/\text{m}^3$ )
03-Nov-21	Fine	8:33	45.0
03-Nov-21	Fine	9:34	44.8
03-Nov-21	Fine	10:35	45.4
09-Nov-21	Fine	8:16	11.9
09-Nov-21	Fine	9:17	8.9
09-Nov-21	Fine	10:18	11.7
15-Nov-21	Fine	8:19	23.7
15-Nov-21	Fine	9:20	23.6
15-Nov-21	Fine	10:20	22.5
20-Nov-21	Fine	8:19	36.3
20-Nov-21	Fine	9:20	38.5
20-Nov-21	Fine	10:20	40.3
26-Nov-21	Fine	8:12	51.9
26-Nov-21	Fine	9:13	52.1
26-Nov-21	Fine	10:14	52.7



Report on 1-hour TSP monitoring at NCWBR\_AMS-4 - Sienna Garden

Action Level ( $\mu\text{g}/\text{m}^3$ ) - 281.6  
Limit Level ( $\mu\text{g}/\text{m}^3$ ) - 500.0

Date	Weather Condition	Time	Mass Concentration ( $\mu\text{g}/\text{m}^3$ )
03-Nov-21	Fine	8:30	70.5
03-Nov-21	Fine	9:31	57.0
03-Nov-21	Fine	10:32	45.6
09-Nov-21	Fine	8:49	15.4
09-Nov-21	Fine	9:50	11.6
09-Nov-21	Fine	10:51	16.3
15-Nov-21	Fine	8:35	13.8
15-Nov-21	Fine	9:36	17.0
15-Nov-21	Fine	10:37	25.0
20-Nov-21	Fine	8:22	73.4
20-Nov-21	Fine	9:23	70.9
20-Nov-21	Fine	10:44	72.9
26-Nov-21	Fine	8:26	130.1
26-Nov-21	Fine	9:27	95.8
26-Nov-21	Fine	10:27	94.9

Report on 1-hour TSP monitoring at NCWBR\_AMS-5 - Shun Chi Court Shun Fung

House

Action Level ( $\mu\text{g}/\text{m}^3$ ) - 270.0

Limit Level ( $\mu\text{g}/\text{m}^3$ ) - 500.0

Date	Weather Condition	Time	Mass Concentration ( $\mu\text{g}/\text{m}^3$ )
03-Nov-21	Fine	8:20	60.7
03-Nov-21	Fine	9:21	50.8
03-Nov-21	Fine	10:22	42.7
09-Nov-21	Fine	8:55	22.3
09-Nov-21	Fine	9:56	10.1
09-Nov-21	Fine	10:53	19.6
15-Nov-21	Fine	8:32	14.5
15-Nov-21	Fine	9:33	15.0
15-Nov-21	Fine	10:53	23.5
20-Nov-21	Fine	8:51	70.9
20-Nov-21	Fine	9:52	70.4
20-Nov-21	Fine	10:53	79.4
26-Nov-21	Fine	8:46	21.8
26-Nov-21	Fine	9:47	32.1
26-Nov-21	Fine	10:48	32.6



Report on 1-hour TSP monitoring at LTR\_AMS-1 - St Edward's Catholic Primary School

Action Level ( $\mu\text{g}/\text{m}^3$ ) - 272.1  
Limit Level ( $\mu\text{g}/\text{m}^3$ ) - 500.0

Date	Weather Condition	Time	Mass Concentration ( $\mu\text{g}/\text{m}^3$ )
03-Nov-21	Fine	8:37	63.9
03-Nov-21	Fine	9:38	61.5
03-Nov-21	Fine	10:39	62.9
09-Nov-21	Fine	8:43	13.5
09-Nov-21	Fine	9:44	6.6
09-Nov-21	Fine	10:45	12.8
15-Nov-21	Fine	8:45	16.6
15-Nov-21	Fine	9:46	10.0
15-Nov-21	Fine	10:47	10.6
20-Nov-21	Fine	8:57	154.8
20-Nov-21	Fine	9:40	119.3
20-Nov-21	Fine	10:40	103.4
26-Nov-21	Fine	8:45	67.8
26-Nov-21	Fine	9:46	120.7
26-Nov-21	Fine	10:47	114.2



Report on 1-hour TSP monitoring at LTR\_AMS-2 - Environmental Protection  
Department's Restored Landfill Site Office  
Action Level ( $\mu\text{g}/\text{m}^3$ ) - 281.1  
Limit Level ( $\mu\text{g}/\text{m}^3$ ) - 500.0

Date	Weather Condition	Time	Mass Concentration ( $\mu\text{g}/\text{m}^3$ )
03-Nov-21	Fine	8:50	108.8
03-Nov-21	Fine	9:51	79.4
03-Nov-21	Fine	10:52	60.0
09-Nov-21	Fine	8:58	17.8
09-Nov-21	Fine	9:59	12.5
09-Nov-21	Fine	11:00	21.3
15-Nov-21	Fine	8:50	11.3
15-Nov-21	Fine	9:51	16.3
15-Nov-21	Fine	10:52	22.4
20-Nov-21	Fine	8:43	23.7
20-Nov-21	Fine	9:44	32.1
20-Nov-21	Fine	10:41	33.3
26-Nov-21	Fine	8:22	67.4
26-Nov-21	Fine	9:23	68.1
26-Nov-21	Fine	10:24	67.4



Report on 1-hour TSP monitoring at LTR\_AMS-3 - Po Tat Estate Tat Kai House

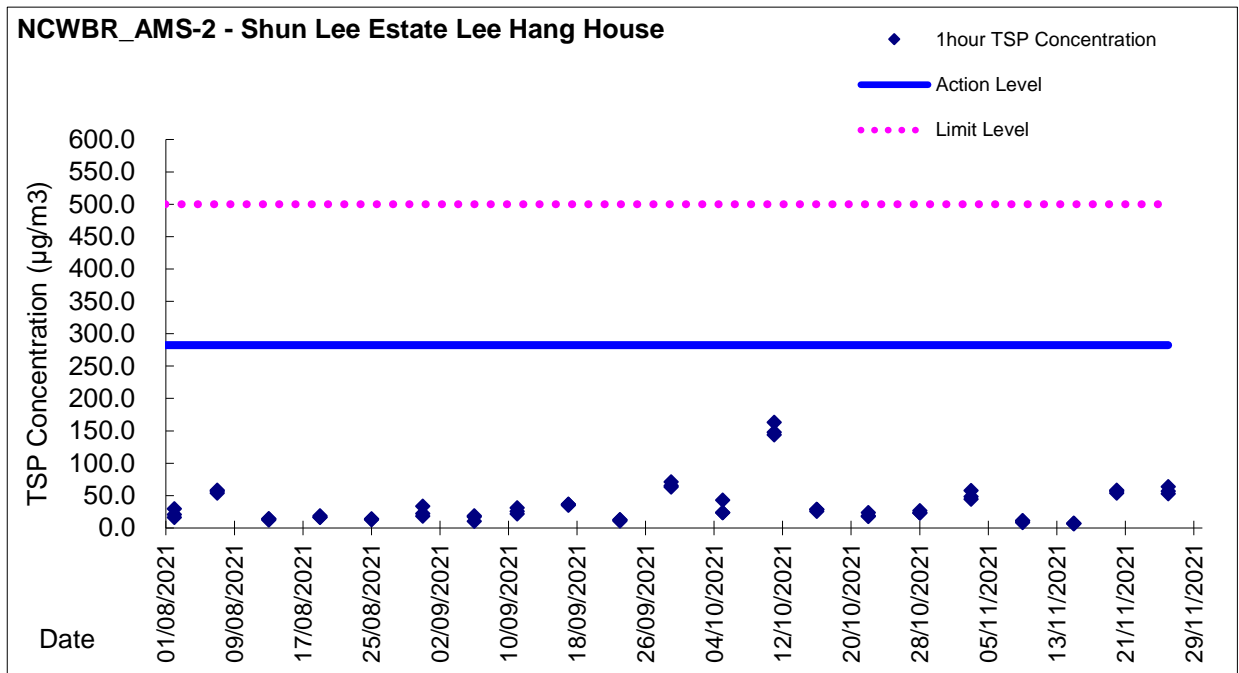
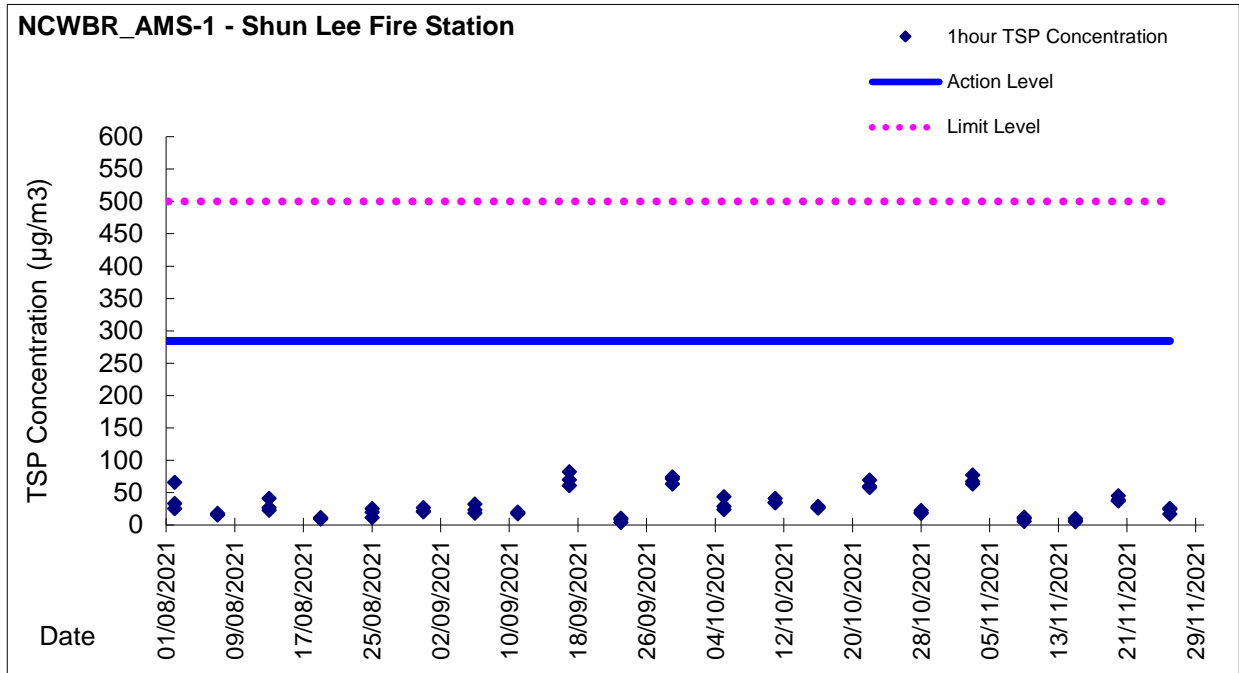
Action Level ( $\mu\text{g}/\text{m}^3$ ) - 285.1  
Limit Level ( $\mu\text{g}/\text{m}^3$ ) - 500.0

Date	Weather Condition	Time	Mass Concentration ( $\mu\text{g}/\text{m}^3$ )
03-Nov-21	Fine	8:52	128.6
03-Nov-21	Fine	9:53	119.5
03-Nov-21	Fine	10:54	91.9
09-Nov-21	Fine	8:47	6.6
09-Nov-21	Fine	9:48	2.6
09-Nov-21	Fine	10:49	5.2
15-Nov-21	Fine	8:58	60.0
15-Nov-21	Fine	9:59	64.1
15-Nov-21	Fine	11:00	43.5
20-Nov-21	Fine	8:54	242.8
20-Nov-21	Fine	9:55	176.0
20-Nov-21	Fine	10:25	164.1
26-Nov-21	Fine	8:08	223.9
26-Nov-21	Fine	9:09	206.4
26-Nov-21	Fine	10:10	206.9



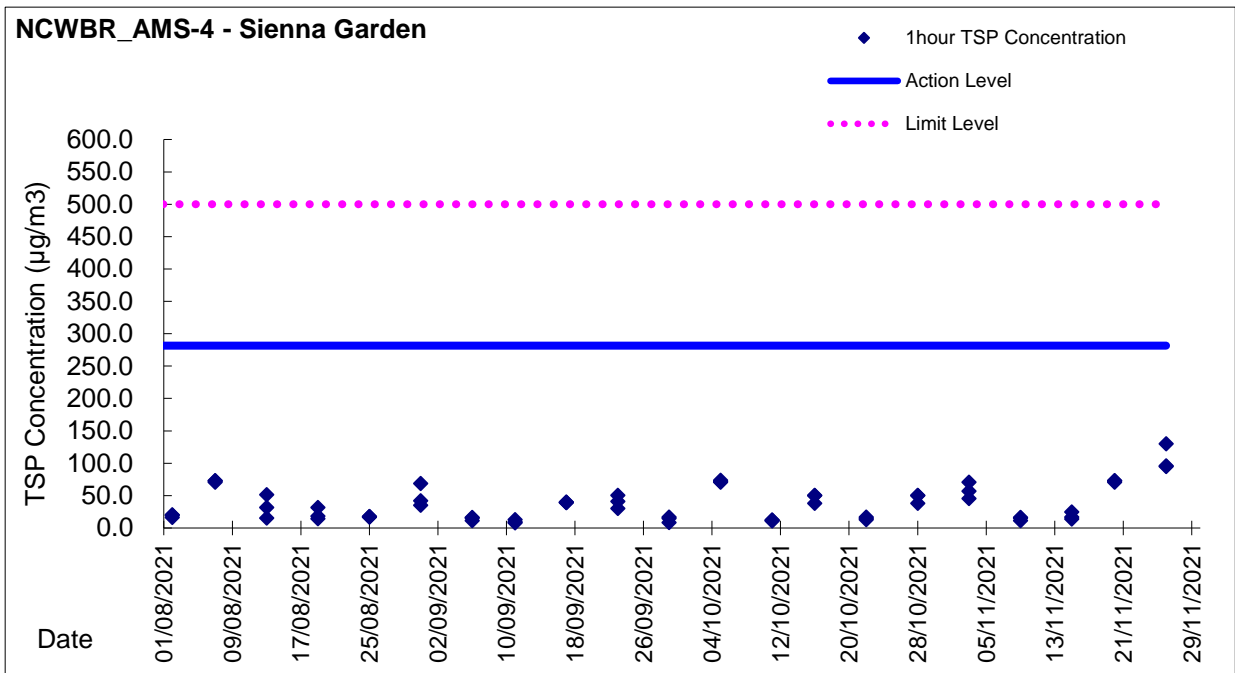
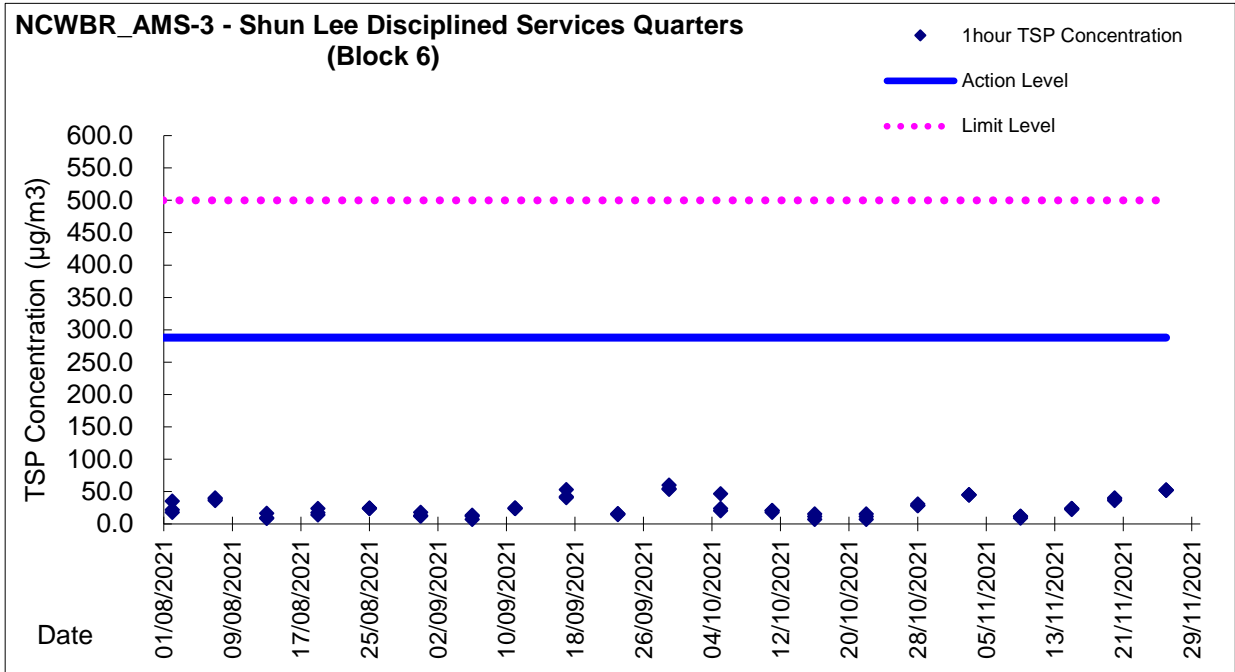


Graphic Presentation of TSP Result



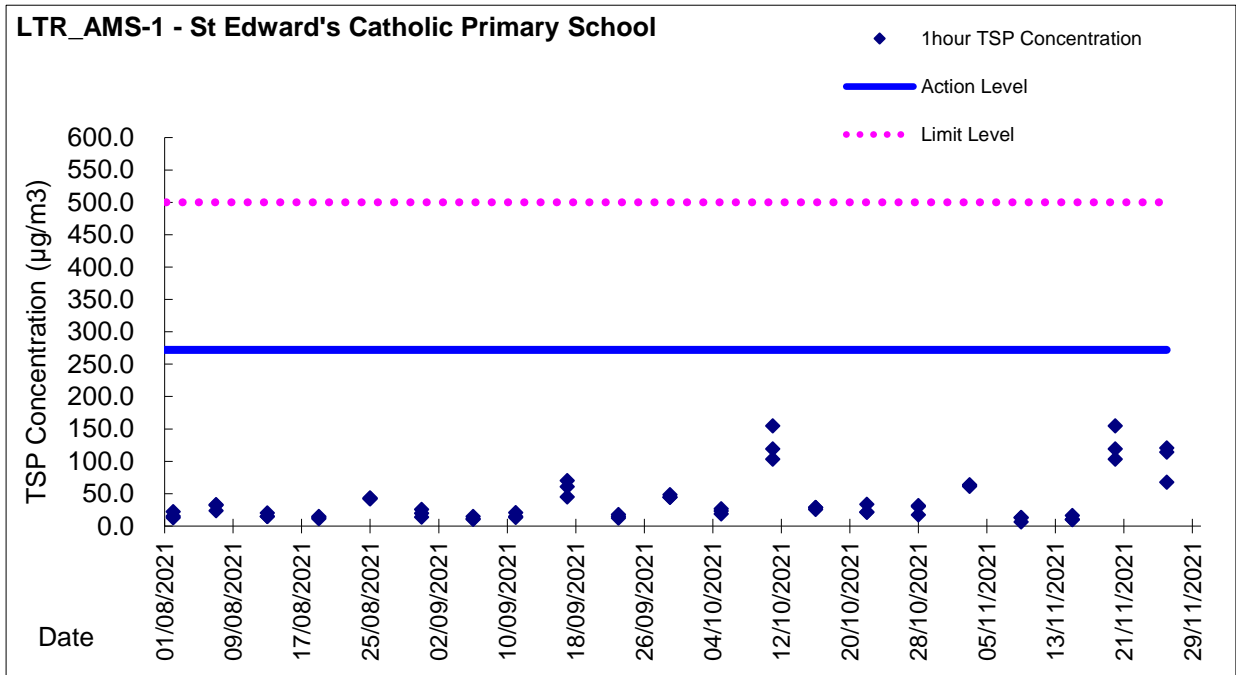
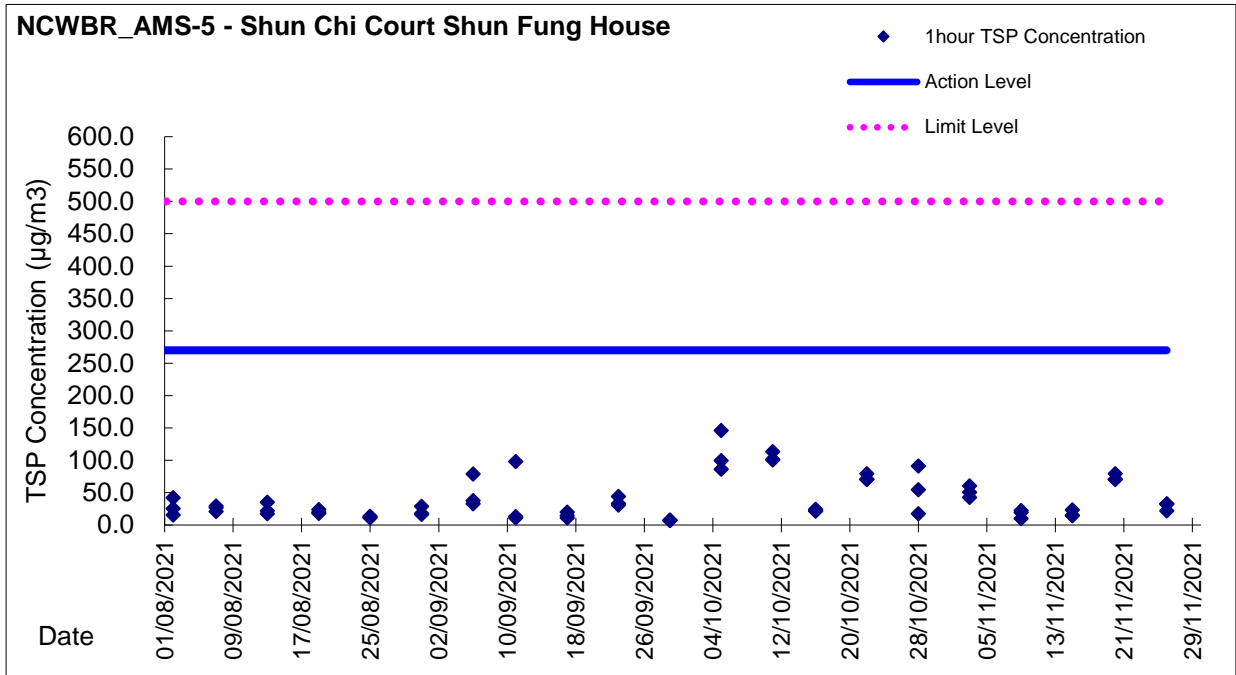


Graphic Presentation of TSP Result





Graphic Presentation of TSP Result





Graphic Presentation of TSP Result

