



Noise Monitoring Result

Day Time (0700 - 1900hrs on normal weekdays)

Location: NMC-01 - G/F, Kei Shun Special School

Date	Weather	Time	Measurement Noise Level			Average Noise Level	Baseline Level	Construction Noise Level	Limit Level
			Leq	L10	L90	Leq	Leq	Leq	Leq
			Unit: dB(A), (5-min)			Unit: dB(A), (30-min)			
4 Dec 2018	Fine	14:45	67.4	70.0	62.4	68.0	69.3	<Baseline Level	70
		14:50	68.4	70.6	62.8				
		14:55	70.4	70.6	62.4				
		15:00	67.5	70.0	62.5				
		15:05	68.5	71.0	63.0				
10 Dec 2018	Cloudy	11:29	68.3	70.4	64.6	68.0	69.3	<Baseline Level	70
		11:34	68.8	70.4	63.4				
		11:39	67.0	69.0	62.2				
		11:44	68.0	70.0	64.4				
		11:49	68.6	71.2	64.2				
17 Dec 2018	Fine	11:54	68.1	69.6	63.0	69.0	69.3	<Baseline Level	70
		16:15	68.6	70.6	65.4				
		16:20	70.4	73.0	66.0				
		16:25	68.8	71.6	64.2				
		16:30	69.2	71.0	65.6				
24 Dec 2018	Cloudy	16:35	68.4	70.2	65.4	68.0	69.3	<Baseline Level	70
		16:40	69.0	71.2	64.4				
		10:42	68.3	71.0	63.8				
		10:47	67.3	70.0	62.0				
		10:52	68.5	70.8	63.6				
		10:57	67.6	70.2	62.5				
		11:02	68.2	70.2	64.2				
		11:07	68.4	70.7	63.2				



Noise Monitoring Result

Day Time (0700 - 1900hrs on normal weekdays)

Location: NMC-02 - 3/F podium, Shun Lee Disciplined Services Quarters Block 6

Date	Weather	Time	Measurement Noise Level			Average Noise Level	Baseline Level	Construction Noise Level	Limit Level
			Leq	L10	L90	Leq	Leq	Leq	Leq
			Unit: dB(A), (5-min)			Unit: dB(A), (30-min)			
4 Dec 2018	Fine	15:20	67.4	69.6	63.0	70.0	72.0	<Baseline Level	75
		15:25	69.1	71.4	65.2				
		15:30	71.2	73.2	67.8				
		15:35	70.0	72.0	67.5				
		15:40	70.5	72.0	67.5				
11 Dec 2018	Fine	15:45	70.0	71.5	67.0	73.0	72.0	63	75
		16:11	72.6	74.8	69.6				
		16:16	72.6	75.0	69.8				
		16:21	72.3	74.8	67.6				
		16:26	72.4	74.8	68.5				
17 Dec 2018	Fine	16:31	72.6	75.0	68.0	72.0	72.0	<Baseline Level	75
		16:36	72.5	75.0	69.0				
		16:22	71.3	74.0	67.2				
		16:27	72.1	74.8	67.8				
		16:32	72.2	74.6	67.8				
24 Dec 2018	Cloudy	16:37	71.9	74.0	67.6	72.0	72.0	61	75
		16:42	71.5	73.6	67.2				
		16:47	71.7	73.8	67.4				
		11:25	71.9	74.6	67.4				
		11:30	72.9	75.6	65.6				
		11:35	72.8	74.8	69.4	72.0	72.0	61	75
		11:40	72.1	74.8	67.4				
		11:45	72.5	74.8	69.2				
		11:50	71.4	74.2	67.0				



Noise Monitoring Result

Day Time (0700 - 1900hrs on normal weekdays)

Location: NMC-03 - G/F, Sienna Garden Block 6

Date	Weather	Time	Measurement Noise Level			Average Noise Level	Baseline Level	Construction Noise Level	Limit Level
			Leq	L10	L90	Leq	Leq	Leq	Leq
			Unit: dB(A), (5-min)			Unit: dB(A), (30-min)			
3 Dec 2018	Fine	16:02	76.4	80.4	60.8	77.0	78.2	<Baseline Level	75
		16:07	77.1	81.0	65.0				
		16:12	77.5	81.4	63.8				
		16:17	78.0	82.4	65.6				
		16:22	75.9	80.6	59.8				
11 Dec 2018	Fine	16:27	77.5	81.0	60.6	79.0	78.2	71	75
		16:50	79.8	84.0	66.4				
		16:55	78.9	82.8	66.2				
		17:00	78.0	81.8	64.8				
		17:05	78.5	82.5	68.5				
17 Dec 2018	Fine	17:10	79.0	83.0	65.0	79.0	78.2	67	75
		17:15	79.0	83.5	65.5				
		15:29	76.9	80.8	65.0				
		15:34	79.6	83.2	68.8				
		15:39	78.6	81.8	67.2				
24 Dec 2018	Cloudy	15:44	77.1	80.6	66.2	77.0	78.2	<Baseline Level	75
		15:49	79.0	82.2	67.0				
		15:54	79.2	83.0	65.6				
		15:15	76.8	81.2	62.0				
		15:20	75.7	80.4	62.4				
		15:25	77.8	80.0	64.2				
		15:30	76.7	81.2	62.6				
		15:35	77.9	81.2	64.8				
		15:40	76.5	79.8	62.2				



Noise Monitoring Result

Day Time (0700 - 1900hrs on normal weekdays)

Location: NMC-04 - 3/F Podium, Po Tat Estate Tat Kai House

Date	Weather	Time	Measurement Noise Level			Average Noise Level	Baseline Level	Construction Noise Level	Limit Level
			Leq	L10	L90	Leq	Leq	Leq	Leq
			Unit: dB(A), (5-min)			Unit: dB(A), (30-min)			
4 Dec 2018	Fine	16:10	65.4	67.4	63.2	66.0	66.6	<Baseline Level	75
		16:15	66.3	68.4	63.2				
		16:20	66.0	67.8	63.6				
		16:25	65.5	67.5	63.5				
		16:30	66.0	67.5	63.0				
10 Dec 2018	Cloudy	13:45	61.4	62.4	59.8	61.0	66.6	<Baseline Level	75
		13:50	61.9	62.6	59.8				
		13:55	61.5	62.6	60.2				
		14:00	61.1	62.0	60.0				
		14:05	61.4	62.6	60.0				
17 Dec 2018	Fine	14:20	63.9	65.4	62.2	65.0	66.6	<Baseline Level	75
		14:25	66.0	68.4	62.0				
		14:30	65.0	66.0	62.6				
		14:35	63.8	65.0	62.2				
		14:40	63.9	65.0	62.6				
24 Dec 2018	Cloudy	14:00	66.8	68.4	63.6	66.0	66.6	<Baseline Level	75
		14:05	66.4	67.0	64.2				
		14:10	66.1	67.0	64.0				
		14:15	66.3	67.5	63.9				
		14:20	67.0	69.2	63.8				
		14:25	65.2	67.4	63.4				



Noise Monitoring Result

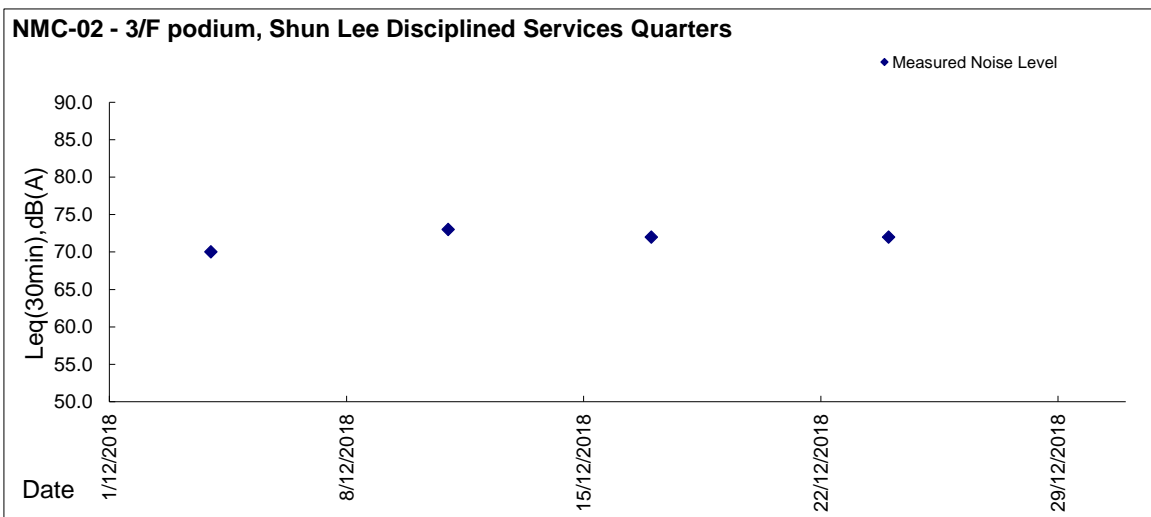
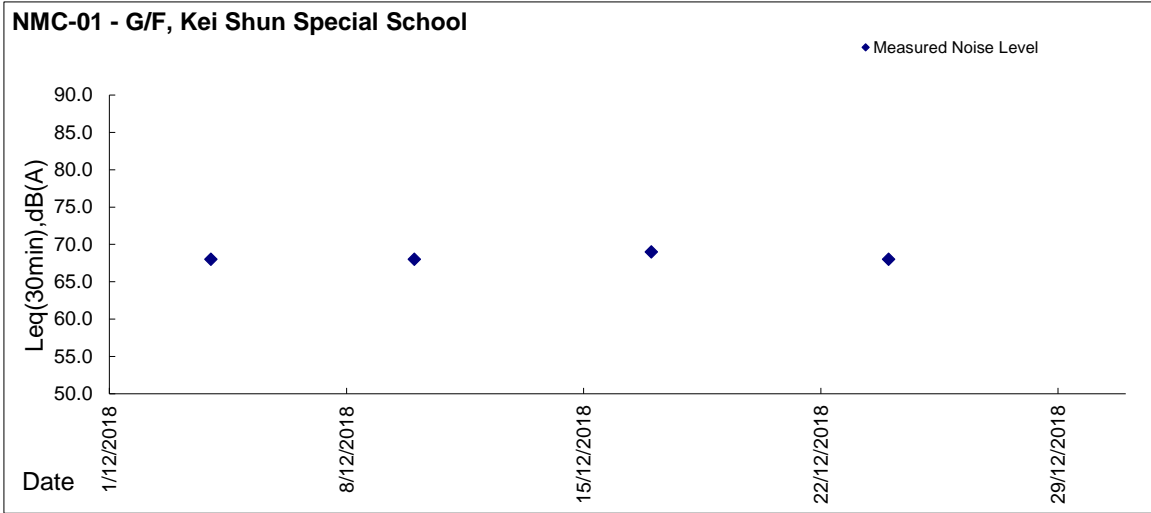
Day Time (0700 - 1900hrs on normal weekdays)

Location: NMC-05 - G/F, Hong Wah Court Block B Yee Hong House

Date	Weather	Time	Measurement Noise Level			Average Noise Level	Baseline Level	Construction Noise Level	Limit Level
			Leq	L10	L90	Leq	Leq	Leq	Leq
			Unit: dB(A), (5-min)			Unit: dB(A), (30-min)			
4 Dec 2018	Fine	16:40	58.8	60.0	57.0	59.0	61.8	<Baseline Level	75
		16:45	59.0	60.2	56.6				
		16:50	59.4	60.2	57.8				
		16:55	58.5	60.0	56.5				
		17:00	59.0	60.0	56.5				
		17:05	58.5	60.5	57.0				
10 Dec 2018	Cloudy	14:20	59.2	60.5	57.5	60.0	61.8	<Baseline Level	75
		14:25	61.4	62.9	57.7				
		14:30	61.0	61.4	57.3				
		14:35	59.3	60.7	57.8				
		14:40	58.7	59.8	57.0				
		14:45	59.6	60.1	59.2				
17 Dec 2018	Fine	14:20	59.9	60.8	57.8	60.0	61.8	<Baseline Level	75
		14:25	59.8	60.9	57.6				
		14:30	60.2	61.3	58.1				
		14:35	60.1	61.0	57.8				
		14:40	59.8	60.8	58.0				
		14:45	60.0	61.3	57.8				
24 Dec 2018	Cloudy	14:10	61.1	62.2	58.8	61.0	61.8	<Baseline Level	75
		14:15	61.5	63.0	59.0				
		14:20	60.7	61.6	58.0				
		14:25	60.7	62.2	58.8				
		14:30	60.6	62.0	58.2				
		14:35	60.7	61.8	58.4				

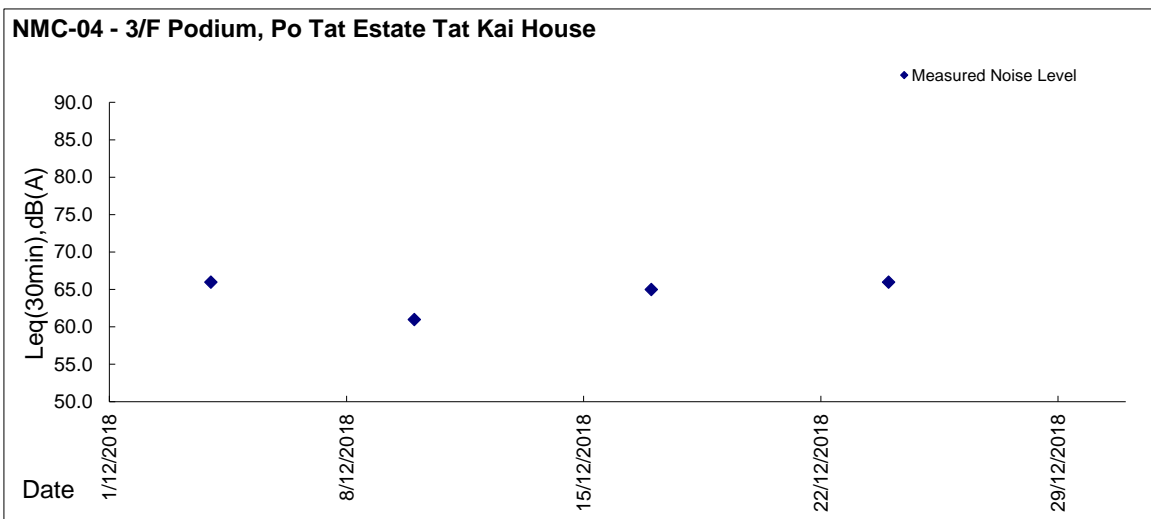
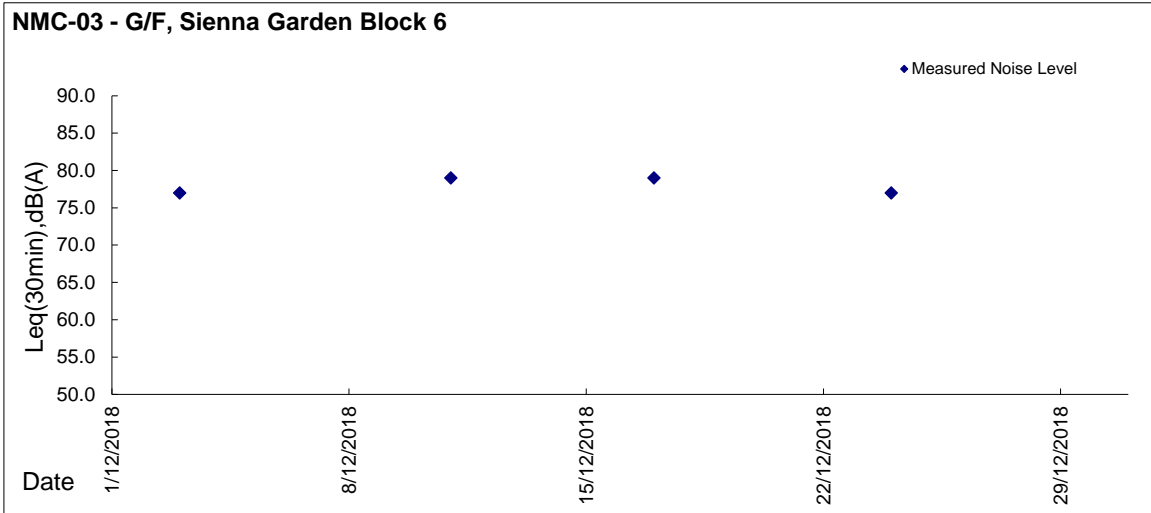


Graphic Presentation of Noise Monitoring Result
Day Time (0700 - 1900hrs on normal weekdays)





Graphic Presentation of Noise Monitoring Result
Day Time (0700 - 1900hrs on normal weekdays)





Graphic Presentation of Noise Monitoring Result

Day Time (0700 - 1900hrs on normal weekdays)

NMC-05 - G/F, Hong Wah Court Block B Yee Hong House

