



Report on 1-hour TSP monitoring at NCWBR\_AMS-1 - Shun Lee Fire Station

Action Level ( $\mu\text{g}/\text{m}^3$ ) - 284.4  
Limit Level ( $\mu\text{g}/\text{m}^3$ ) - 500.0

Date	Weather Condition	Time	Mass Concentration ( $\mu\text{g}/\text{m}^3$ )
1-Dec-18	Fine	08:00	53.5
1-Dec-18	Fine	09:01	40.3
1-Dec-18	Fine	10:02	40.7
7-Dec-18	Cloudy	10:07	53.8
7-Dec-18	Cloudy	13:00	79.4
7-Dec-18	Cloudy	14:01	76.0
13-Dec-18	Cloudy	8:36	16.6
13-Dec-18	Cloudy	9:37	17.1
13-Dec-18	Cloudy	10:38	20.1
19-Dec-18	Cloudy	10:48	57.4
19-Dec-18	Cloudy	13:02	58.1
19-Dec-18	Cloudy	14:03	65.9
24-Dec-18	Cloudy	8:08	12.6
24-Dec-18	Cloudy	9:09	9.7
24-Dec-18	Cloudy	10:10	10.2
29-Dec-18	Fine	8:01	10.2
29-Dec-18	Fine	9:02	6.4
29-Dec-18	Fine	10:03	8.1



Report on 1-hour TSP monitoring at NCWBR\_AMS-2 - Shun Lee Estate Lee Hang House

Action Level ( $\mu\text{g}/\text{m}^3$ ) - 282.4  
Limit Level ( $\mu\text{g}/\text{m}^3$ ) - 500.0

Date	Weather Condition	Time	Mass Concentration ( $\mu\text{g}/\text{m}^3$ )
1-Dec-18	Fine	08:00	67.7
1-Dec-18	Fine	09:02	56.9
1-Dec-18	Fine	10:03	55.3
7-Dec-18	Cloudy	09:24	50.3
7-Dec-18	Cloudy	10:25	46.4
7-Dec-18	Cloudy	13:02	58.2
13-Dec-18	Cloudy	8:59	37.3
13-Dec-18	Cloudy	10:00	28.8
13-Dec-18	Cloudy	13:01	43.6
19-Dec-18	Cloudy	10:57	25.8
19-Dec-18	Cloudy	13:00	23.9
19-Dec-18	Cloudy	14:01	25.6
24-Dec-18	Cloudy	8:35	9.2
24-Dec-18	Cloudy	9:36	6.5
24-Dec-18	Cloudy	10:37	8.7
29-Dec-18	Fine	8:00	23.7
29-Dec-18	Fine	9:01	23.2
29-Dec-18	Fine	10:02	22.2



Report on 1-hour TSP monitoring at NCWBR\_AMS-3 - Shun Lee Disciplined Services  
Quarters (Block 6)  
Action Level ( $\mu\text{g}/\text{m}^3$ ) - 287.9  
Limit Level ( $\mu\text{g}/\text{m}^3$ ) - 500.0

Date	Weather Condition	Time	Mass Concentration ( $\mu\text{g}/\text{m}^3$ )
1-Dec-18	Fine	08:00	56.5
1-Dec-18	Fine	09:01	45.6
1-Dec-18	Fine	10:02	46.4
7-Dec-18	Cloudy	9:32	43.2
7-Dec-18	Cloudy	10:33	45.5
7-Dec-18	Cloudy	13:00	52.6
13-Dec-18	Cloudy	8:34	29.6
13-Dec-18	Cloudy	9:35	27.1
13-Dec-18	Cloudy	10:36	29.7
19-Dec-18	Cloudy	10:58	33.3
19-Dec-18	Cloudy	13:00	35.2
19-Dec-18	Cloudy	14:01	37.3
24-Dec-18	Cloudy	8:39	6.7
24-Dec-18	Cloudy	9:40	7.4
24-Dec-18	Cloudy	10:41	9.9
29-Dec-18	Fine	8:01	3.6
29-Dec-18	Fine	9:02	4.6
29-Dec-18	Fine	10:03	4.9



Report on 1-hour TSP monitoring at NCWBR\_AMS-4 - Sienna Garden

Action Level ( $\mu\text{g}/\text{m}^3$ ) - 281.6  
Limit Level ( $\mu\text{g}/\text{m}^3$ ) - 500.0

Date	Weather Condition	Time	Mass Concentration ( $\mu\text{g}/\text{m}^3$ )
1-Dec-18	Fine	08:00	54.4
1-Dec-18	Fine	09:01	45.8
1-Dec-18	Fine	10:02	45.4
7-Dec-18	Cloudy	9:41	62.4
7-Dec-18	Cloudy	10:42	70.9
7-Dec-18	Cloudy	13:00	100.3
13-Dec-18	Cloudy	9:24	37.8
13-Dec-18	Cloudy	10:25	38.0
13-Dec-18	Cloudy	13:02	49.3
19-Dec-18	Cloudy	13:00	46.9
19-Dec-18	Cloudy	14:01	41.9
19-Dec-18	Cloudy	15:02	56.2
24-Dec-18	Cloudy	8:00	11.5
24-Dec-18	Cloudy	9:01	14.6
24-Dec-18	Cloudy	10:02	12.4
29-Dec-18	Fine	8:00	17.5
29-Dec-18	Fine	9:01	20.4
29-Dec-18	Fine	10:02	19.7

Report on 1-hour TSP monitoring at NCWBR\_AMS-5 - Shun Chi Court Shun Fung House

Action Level ( $\mu\text{g}/\text{m}^3$ ) - 270.0  
 Limit Level ( $\mu\text{g}/\text{m}^3$ ) - 500.0

Date	Weather Condition	Time	Mass Concentration ( $\mu\text{g}/\text{m}^3$ )
1-Dec-18	Fine	08:00	74.2
1-Dec-18	Fine	09:01	67.9
1-Dec-18	Fine	10:02	70.9
7-Dec-18	Cloudy	9:10	33.1
7-Dec-18	Cloudy	10:11	39.0
7-Dec-18	Cloudy	13:00	60.0
13-Dec-18	Cloudy	8:47	24.4
13-Dec-18	Cloudy	9:48	25.2
13-Dec-18	Cloudy	10:49	28.2
19-Dec-18	Cloudy	9:57	39.0
19-Dec-18	Cloudy	10:58	37.5
19-Dec-18	Cloudy	13:01	40.0
24-Dec-18	Cloudy	8:37	11.6
24-Dec-18	Cloudy	9:38	7.9
24-Dec-18	Cloudy	10:39	8.4
29-Dec-18	Fine	8:00	21.2
29-Dec-18	Fine	9:01	24.0
29-Dec-18	Fine	10:02	23.1



Report on 1-hour TSP monitoring at LTR\_AMS-1 - St Edward's Catholic Primary School

Action Level ( $\mu\text{g}/\text{m}^3$ ) - 272.1  
Limit Level ( $\mu\text{g}/\text{m}^3$ ) - 500.0

Date	Weather Condition	Time	Mass Concentration ( $\mu\text{g}/\text{m}^3$ )
1-Dec-18	Fine	08:26	54.0
1-Dec-18	Fine	09:27	48.2
1-Dec-18	Fine	10:28	48.1
7-Dec-18	Cloudy	8:08	64.7
7-Dec-18	Cloudy	9:09	44.6
7-Dec-18	Cloudy	10:10	41.8
13-Dec-18	Cloudy	9:24	29.9
13-Dec-18	Cloudy	10:25	31.0
13-Dec-18	Cloudy	13:09	41.8
19-Dec-18	Cloudy	13:00	36.3
19-Dec-18	Cloudy	14:01	39.1
19-Dec-18	Cloudy	15:02	43.6
24-Dec-18	Cloudy	13:02	15.8
24-Dec-18	Cloudy	14:03	16.4
24-Dec-18	Cloudy	15:04	21.5
29-Dec-18	Fine	13:00	18.1
29-Dec-18	Fine	14:01	20.0
29-Dec-18	Fine	15:02	21.0



Report on 1-hour TSP monitoring at LTR\_AMS-2 - Environmental Protection  
Department's Restored Landfill Site Office  
Action Level ( $\mu\text{g}/\text{m}^3$ ) - 281.1  
Limit Level ( $\mu\text{g}/\text{m}^3$ ) - 500.0

Date	Weather Condition	Time	Mass Concentration ( $\mu\text{g}/\text{m}^3$ )
1-Dec-18	Fine	08:21	43.8
1-Dec-18	Fine	09:22	37.9
1-Dec-18	Fine	10:23	39.3
7-Dec-18	Cloudy	8:06	47.1
7-Dec-18	Cloudy	9:07	34.3
7-Dec-18	Cloudy	10:08	36.5
13-Dec-18	Cloudy	9:25	17.6
13-Dec-18	Cloudy	10:26	6.6
13-Dec-18	Cloudy	13:10	14.3
19-Dec-18	Cloudy	13:00	28.0
19-Dec-18	Cloudy	14:01	31.7
19-Dec-18	Cloudy	15:02	34.5
24-Dec-18	Cloudy	13:24	19.0
24-Dec-18	Cloudy	14:25	17.3
24-Dec-18	Cloudy	15:26	19.8
29-Dec-18	Fine	13:01	7.7
29-Dec-18	Fine	14:02	14.9
29-Dec-18	Fine	15:03	14.2

Report on 1-hour TSP monitoring at LTR\_AMS-3 - Po Tat Estate Tat Kai House

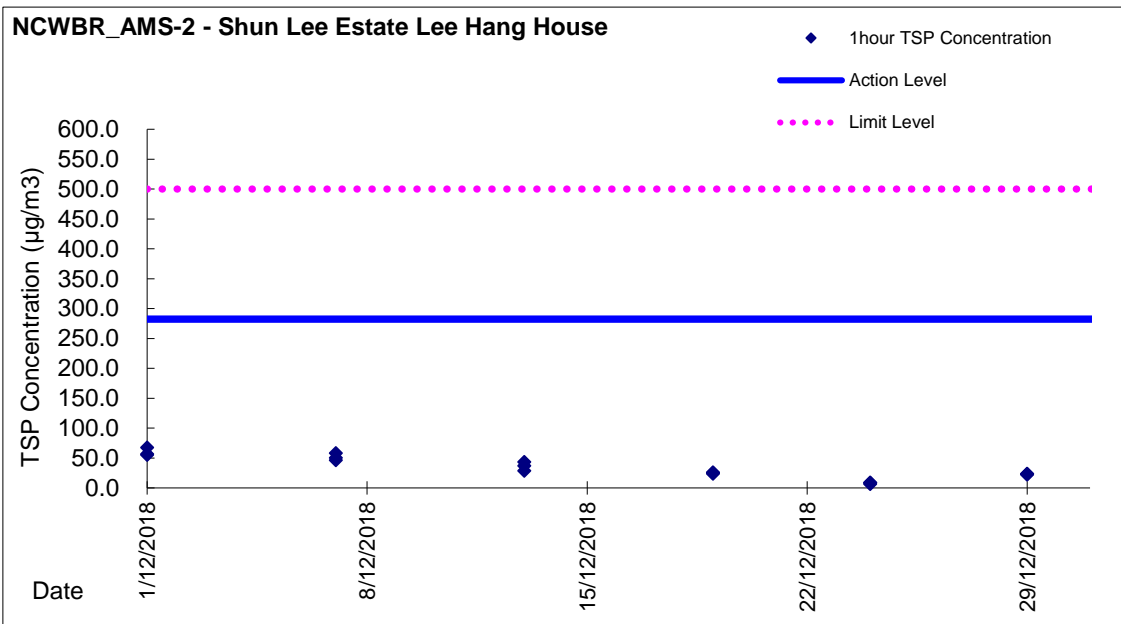
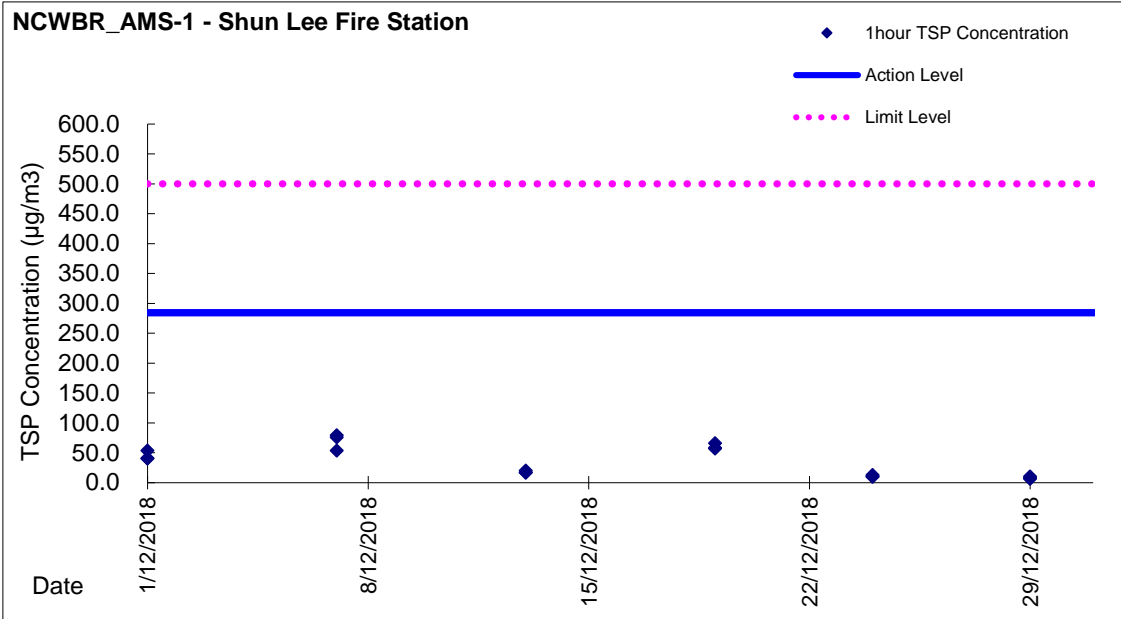
Action Level ( $\mu\text{g}/\text{m}^3$ ) - 285.1  
 Limit Level ( $\mu\text{g}/\text{m}^3$ ) - 500.0

Date	Weather Condition	Time	Mass Concentration ( $\mu\text{g}/\text{m}^3$ )
1-Dec-18	Fine	08:24	55.8
1-Dec-18	Fine	09:25	52.7
1-Dec-18	Fine	10:26	54.0
7-Dec-18	Cloudy	8:33	62.2
7-Dec-18	Cloudy	9:34	64.2
7-Dec-18	Cloudy	10:35	58.5
13-Dec-18	Cloudy	9:25	27.3
13-Dec-18	Cloudy	10:26	29.0
13-Dec-18	Cloudy	14:01	41.3
19-Dec-18	Cloudy	13:00	44.1
19-Dec-18	Cloudy	14:01	49.4
19-Dec-18	Cloudy	15:02	53.8
24-Dec-18	Cloudy	13:09	10.2
24-Dec-18	Cloudy	14:10	11.1
24-Dec-18	Cloudy	15:11	13.3
29-Dec-18	Fine	13:00	27.5
29-Dec-18	Fine	14:01	31.5
29-Dec-18	Fine	15:02	37.5



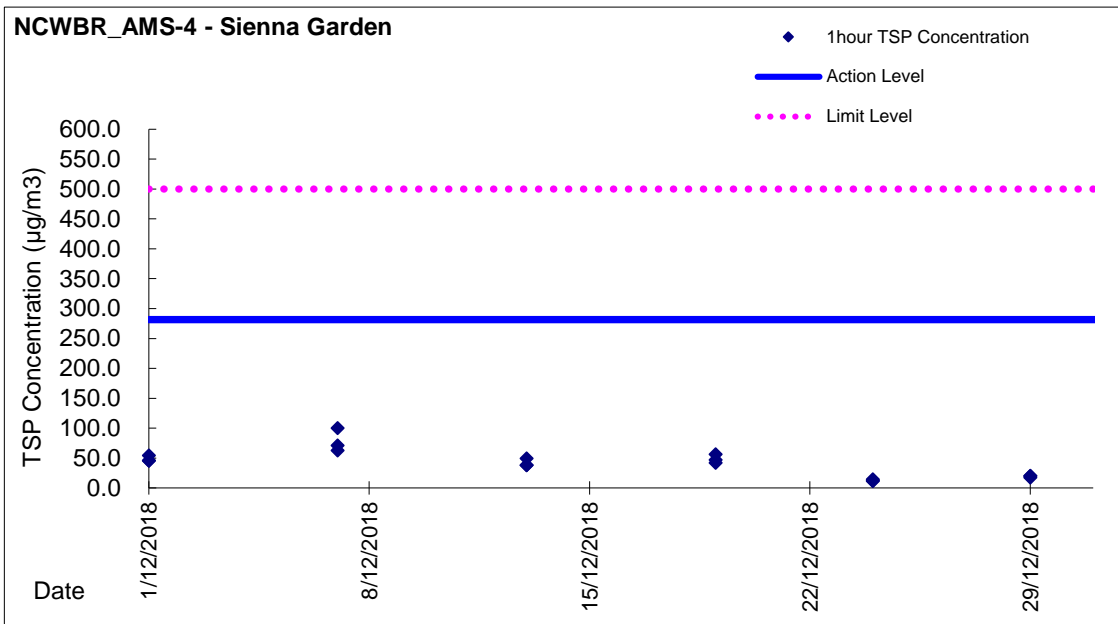
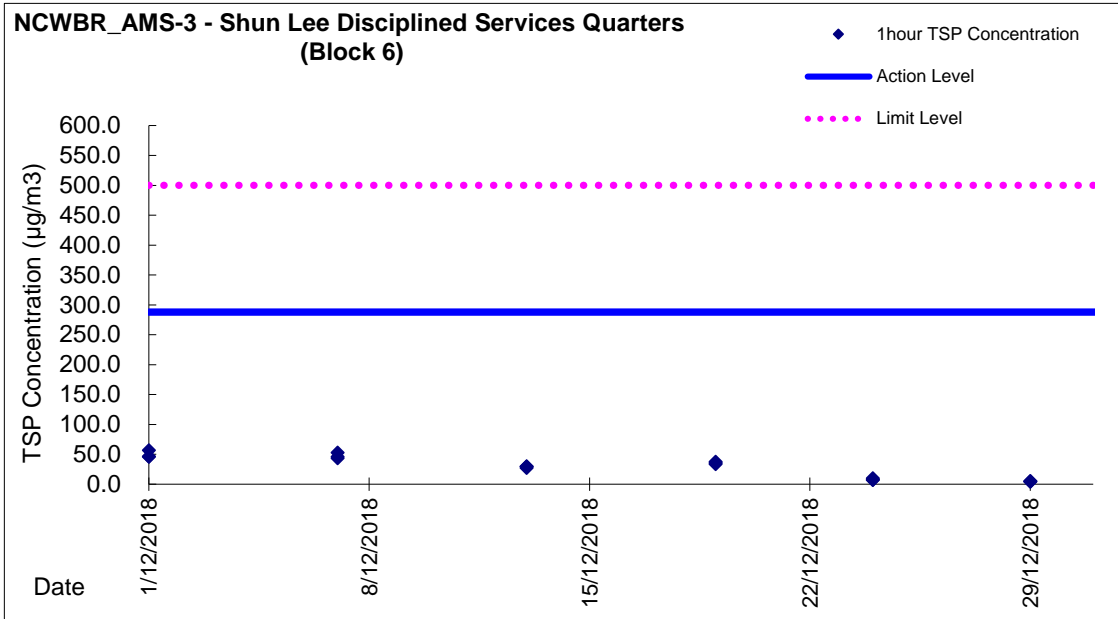


Graphic Presentation of TSP Result



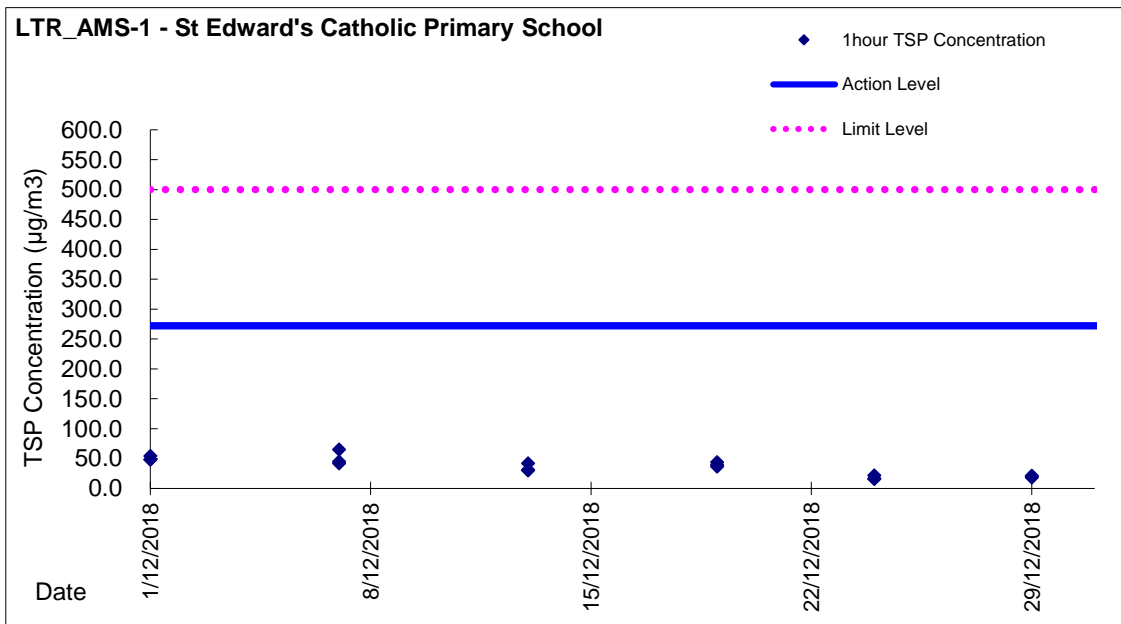
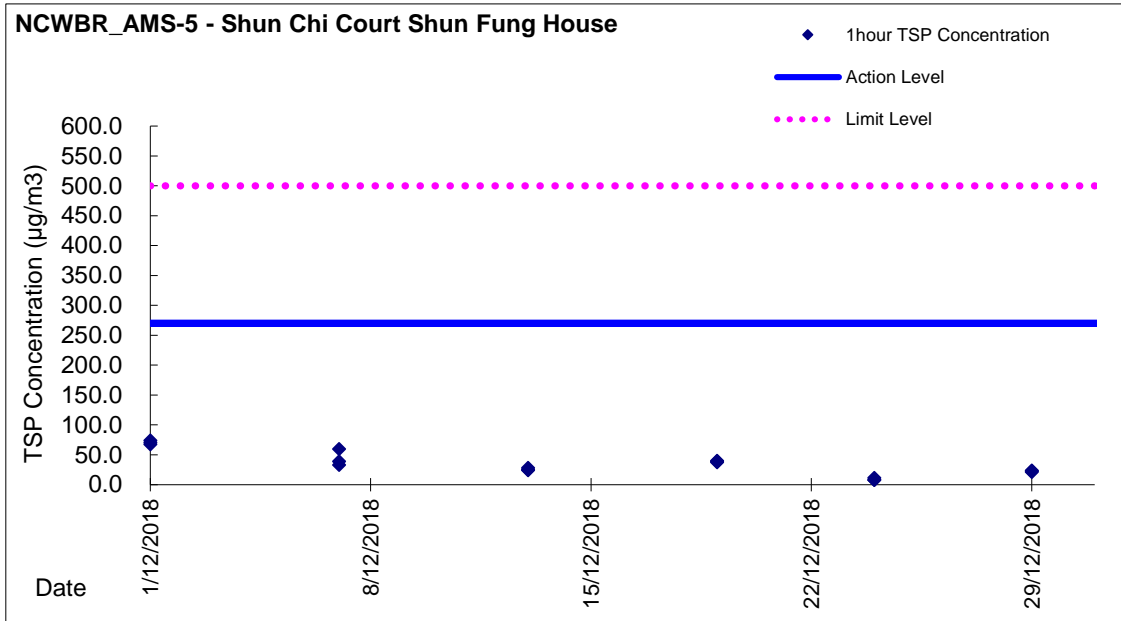


Graphic Presentation of TSP Result





Graphic Presentation of TSP Result





Graphic Presentation of TSP Result

