



Noise Monitoring Result

Day Time (0700 - 1900hrs on normal weekdays)

Location: NMC-01 - G/F, Kei Shun Special School

Date	Weather	Time	Measurement Noise Level			Average Noise Level	Baseline Level	Construction Noise Level	Limit Level			
			Leq	L10	L90					Leq	Leq	Leq
			Unit: dB(A), (5-min)							Unit: dB(A), (30-min)		
3 Dec 2019	Fine	08:15	67.1	69.2	61.2	68	69.3	<Baseline Level	70			
		08:20	67.9	70.1	62.0							
		08:25	67.1	70.2	62.7							
		08:30	68.3	71.0	62.8							
		08:35	67.7	69.9	62.3							
		08:40	69.4	74.1	65.2							
9 Dec 2019	Fine	15:31	67.7	70.3	61.9	68	69.3	<Baseline Level	70			
		15:36	68.0	72.6	63.4							
		15:41	67.0	71.8	61.4							
		15:46	66.7	68.8	61.7							
		15:51	69.0	71.9	64.4							
		15:56	67.8	70.1	62.5							
19 Dec 2019	Cloudy	15:27	68.6	71.2	64.8	69	69.3	56	70			
		15:32	70.6	72.5	63.6							
		15:37	70.1	73.6	63.3							
		15:42	68.9	71.4	63.9							
		15:47	68.8	70.9	65.8							
		15:52	69.5	71.6	64.3							
24 Dec 2019	Fine	14:15	68.8	70.9	65.0	69	69.3	<Baseline Level	70			
		14:20	69.0	71.5	64.2							
		14:25	69.5	71.8	65.0							
		14:30	68.5	70.9	63.4							
		14:35	68.2	70.6	64.8							
		14:40	68.3	70.6	63.3							
3 Jan 2020	Fine	11:15	70.6	72.5	67.5	70	69.3	62	70			
		11:20	70.4	72.1	68.2							
		11:25	69.5	71.9	66.4							
		11:30	71.3	73.4	69.3							
		11:35	68.0	71.5	65.6							
		11:40	69.4	72.0	67.3							



Noise Monitoring Result

Day Time (0700 - 1900hrs on normal weekdays)

Location: NMC-02 - 3/F podium, Shun Lee Disciplined Services Quarters Block 6

Date	Weather	Time	Measurement Noise Level			Average Noise Level	Baseline Level	Construction Noise Level	Limit Level			
			Leq	L10	L90					Leq	Leq	Leq
			Unit: dB(A), (5-min)							Unit: dB(A), (30-min)		
3 Dec 2019	Fine	09:01	72.0	75.9	68.4	72	72.0	59	75			
		09:06	71.3	74.7	67.1							
		09:11	73.5	75.7	70.2							
		09:16	71.3	74.8	67.0							
		09:21	71.7	74.6	68.1							
		09:26	72.9	77.2	68.3							
9 Dec 2019	Fine	14:59	70.8	73.2	67.3	72	72.0	54	75			
		15:04	73.1	76.1	68.2							
		15:09	72.3	76.3	69.2							
		15:14	73.3	75.3	68.6							
		15:19	71.4	73.5	67.8							
		15:24	70.8	74.9	66.0							
19 Dec 2019	Cloudy	15:20	71.2	73.4	67.5	72	72.0	56.0	75			
		15:25	72.3	75.2	67.4							
		15:30	72.9	74.8	67.2							
		15:35	71.3	74.5	66.1							
		15:40	72.1	74.6	66.0							
		15:45	72.6	75.2	67.8							
24 Dec 2019	Fine	15:00	72.1	74.5	67.3	71	72.0	<Baseline Level	75			
		15:05	71.2	73.9	66.3							
		15:10	70.3	72.8	66.1							
		15:15	72.2	74.5	67.8							
		15:20	71.1	73.4	66.8							
		15:25	71.2	73.5	67.4							
2 Jan 2020	Cloudy	14:41	69.4	71.7	65.1	69	72.0	<Baseline Level	75			
		14:46	68.7	71.3	65.0							
		14:51	68.7	70.9	64.6							
		14:56	69.1	71.4	64.8							
		15:01	68.9	72.1	65.5							
		15:06	68.6	70.5	64.4							



Noise Monitoring Result

Day Time (0700 - 1900hrs on normal weekdays)

Location: NMC-03 - G/F, Sienna Garden Block 6

Date	Weather	Time	Measurement Noise Level			Average Noise Level	Baseline Level	Construction Noise Level	Limit Level			
			Leq	L10	L90					Leq	Leq	Leq
			Unit: dB(A), (5-min)							Unit: dB(A), (30-min)		
3 Dec 2019	Fine	09:38	75.5	78.6	63.3	75	78.2	<Baseline Level	75			
		09:43	75.1	78.5	61.7							
		09:48	75.0	78.6	63.1							
		09:53	74.2	79.3	60.8							
		09:58	75.2	80.0	64.2							
		10:03	74.3	78.1	62.8							
9 Dec 2019	Fine	14:28	74.0	77.6	61.7	75	78.2	<Baseline Level	75			
		14:33	74.1	78.1	62.4							
		14:38	76.5	80.4	61.9							
		14:43	74.0	78.2	59.5							
		14:48	76.2	81.1	62.8							
		14:49	74.9	79.8	63.0							
19 Dec 2019	Cloudy	14:44	73.7	77.3	58.1	74	78.2	<Baseline Level	75			
		14:49	75.4	78.8	59.7							
		14:54	74.6	77.8	59.2							
		15:59	72.5	76.2	58.9							
		16:04	73.4	76.6	57.6							
		16:09	74.0	77.0	57.7							
23 Dec 2019	Cloudy	13:40	77.8	79.2	61.5	77	78.2	<Baseline Level	75			
		13:45	76.3	79.8	60.1							
		13:50	77.7	81.3	61.4							
		13:55	75.9	80.0	60.8							
		14:00	76.4	80.2	61.0							
		14:05	76.1	79.5	60.6							
30 Dec 2019	Cloudy	14:30	75.2	79.5	63.5	77	78.2	<Baseline Level	75			
		14:35	76.9	79.5	63.0							
		14:40	77.4	80.5	63.0							
		14:45	75.6	79.5	63.5							
		14:50	78.4	82.5	63.5							
		14:55	75.6	79.0	61.5							



Noise Monitoring Result

Day Time (0700 - 1900hrs on normal weekdays)

Location: NMC-04 - 3/F Podium, Po Tat Estate Tat Kai House

Date	Weather	Time	Measurement Noise Level			Average Noise Level	Baseline Level	Construction Noise Level	Limit Level			
			Leq	L10	L90					Leq	Leq	Leq
			Unit: dB(A), (5-min)							Unit: dB(A), (30-min)		
3 Dec 2019	Fine	10:25	65.7	69.8	60.5	66	66.6	<Baseline Level	75			
		10:30	66.4	71.4	60.5							
		10:35	66.7	71.0	62.7							
		10:40	65.0	68.5	59.4							
		10:45	67.6	71.1	61.8							
		10:50	66.7	70.6	62.1							
9 Dec 2019	Fine	13:37	64.1	67.8	58.4	66	66.6	<Baseline Level	75			
		13:42	65.0	68.0	60.2							
		13:47	65.2	69.3	59.7							
		13:52	66.3	70.9	62.3							
		13:57	66.2	69.5	60.4							
		14:02	66.1	69.7	61.5							
19 Dec 2019	Cloudy	13:00	65.9	67.1	64.5	67	66.6	51	75			
		13:05	66.3	67.2	65.1							
		13:10	66.9	67.6	65.0							
		13:15	67.2	67.9	66.0							
		13:20	67.0	67.8	66.1							
		13:25	66.8	67.7	66.1							
24 Dec 2019	Fine	10:43	70.1	72.0	66.7	67	66.6	58	75			
		10:48	67.0	68.3	65.1							
		10:53	66.5	67.6	64.4							
		10:58	65.8	66.7	64.2							
		11:03	65.9	67.3	63.4							
		11:08	65.7	67.1	63.6							
30 Dec 2019	Cloudy	13:20	71.7	73.5	69.0	71	66.6	68	75			
		13:25	70.9	72.5	69.0							
		13:30	70.1	71.5	68.0							
		13:35	69.6	70.5	68.0							
		13:40	70.4	71.0	68.5							
		13:45	70.6	72.0	69.0							



Noise Monitoring Result

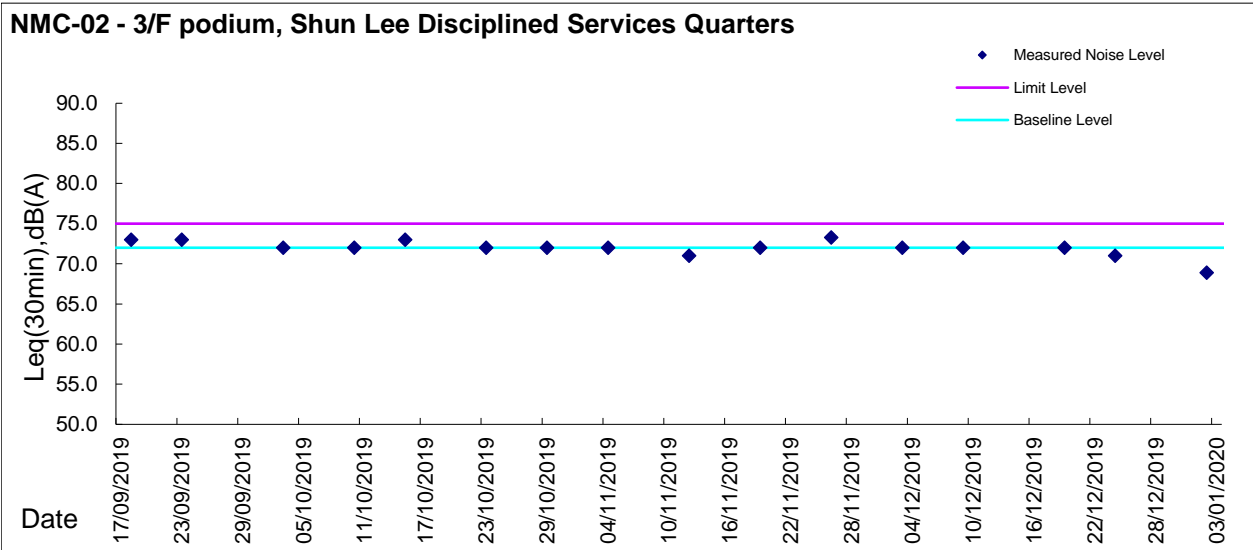
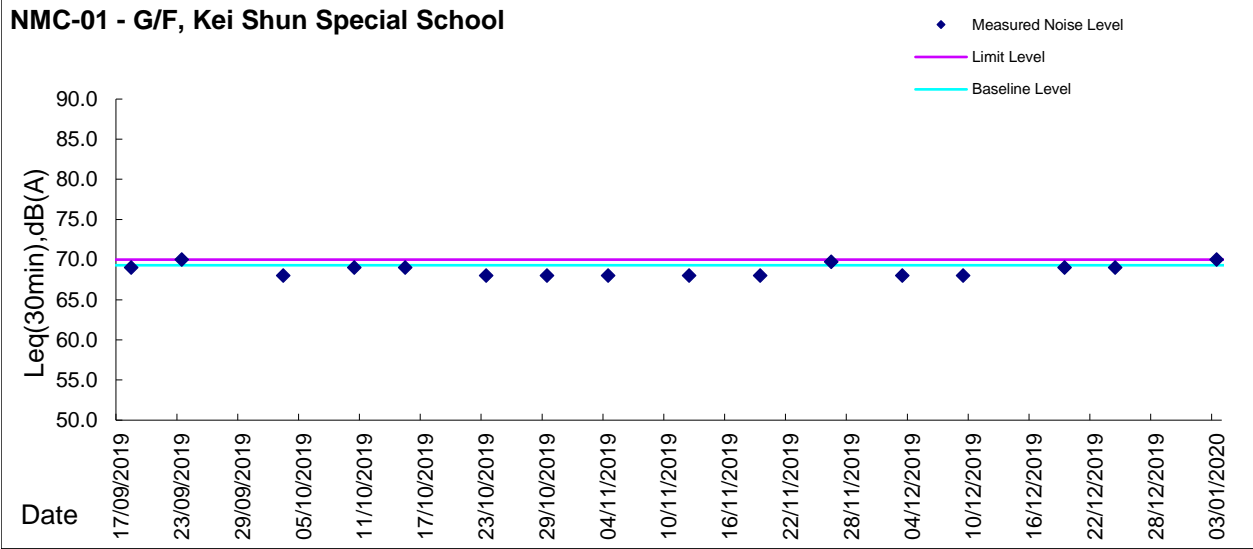
Day Time (0700 - 1900hrs on normal weekdays)

Location: NMC-05 - G/F, Hong Wah Court Block B Yee Hong House

Date	Weather	Time	Measurement Noise Level			Average Noise Level	Baseline Level	Construction Noise Level	Limit Level			
			Leq	L10	L90					Leq	Leq	Leq
			Unit: dB(A), (5-min)							Unit: dB(A), (30-min)		
3 Dec 2019	Fine	10:59	62.8	65.6	57.3	63	61.8	58	75			
		11:04	63.5	65.5	57.8							
		11:09	64.0	66.6	59.0							
		11:14	62.8	66.6	57.8							
		11:19	62.4	65.5	57.3							
		11:24	64.6	68.1	58.8							
9 Dec 2019	Fine	13:00	67.5	70.8	63.3	67	61.8	65	75			
		13:05	67.0	70.9	62.8							
		13:10	66.2	70.3	61.3							
		13:15	66.5	71.3	62.0							
		13:20	67.0	69.4	62.5							
		13:25	67.8	70.5	63.8							
19 Dec 2019	Cloudy	13:40	64.9	68.2	61.7	66	61.8	64	75			
		13:45	69.0	70.5	63.1							
		13:50	66.4	69.8	62.1							
		13:55	67.1	69.2	62.7							
		14:00	64.0	66.4	60.0							
		14:05	63.1	64.7	59.9							
23 Dec 2019	Cloudy	15:25	71.1	74.9	62.8	71	61.8	71	75			
		15:30	73.0	75.1	65.1							
		15:35	72.2	74.5	64.1							
		15:40	68.7	71.2	64.5							
		15:45	72.6	74.5	64.3							
		15:50	68.0	71.2	62.9							
30 Dec 2019	Cloudy	11:20	59.9	61.0	58.0	60	61.8	<Baseline Level	75			
		11:25	59.5	60.5	58.0							
		11:30	60.7	61.5	58.5							
		11:35	60.4	61.5	58.0							
		11:40	58.9	60.0	57.5							
		11:45	59.6	60.5	57.0							



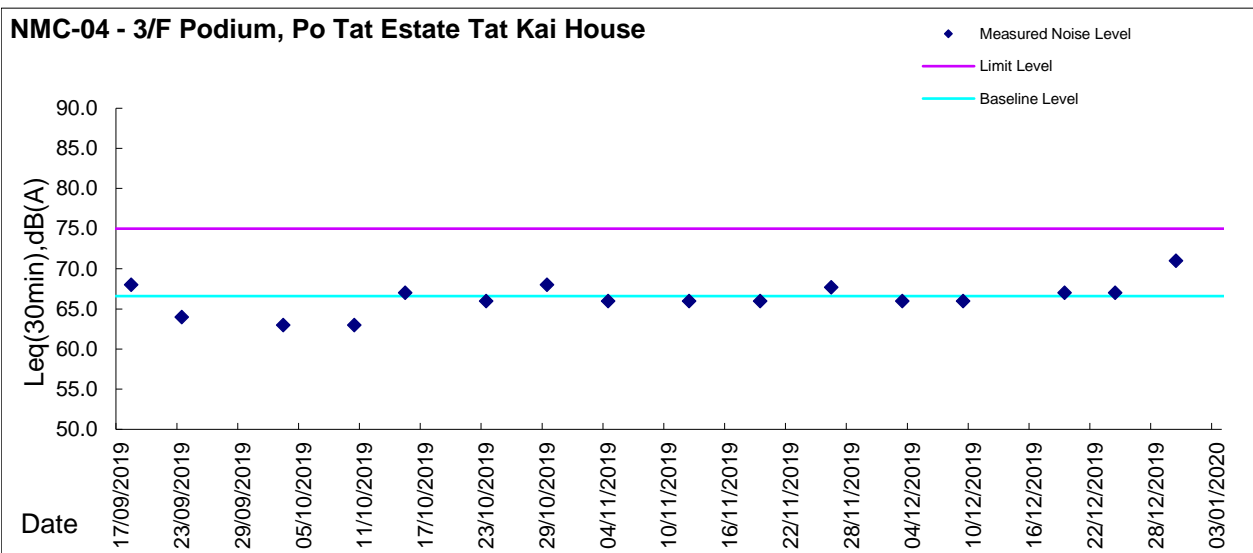
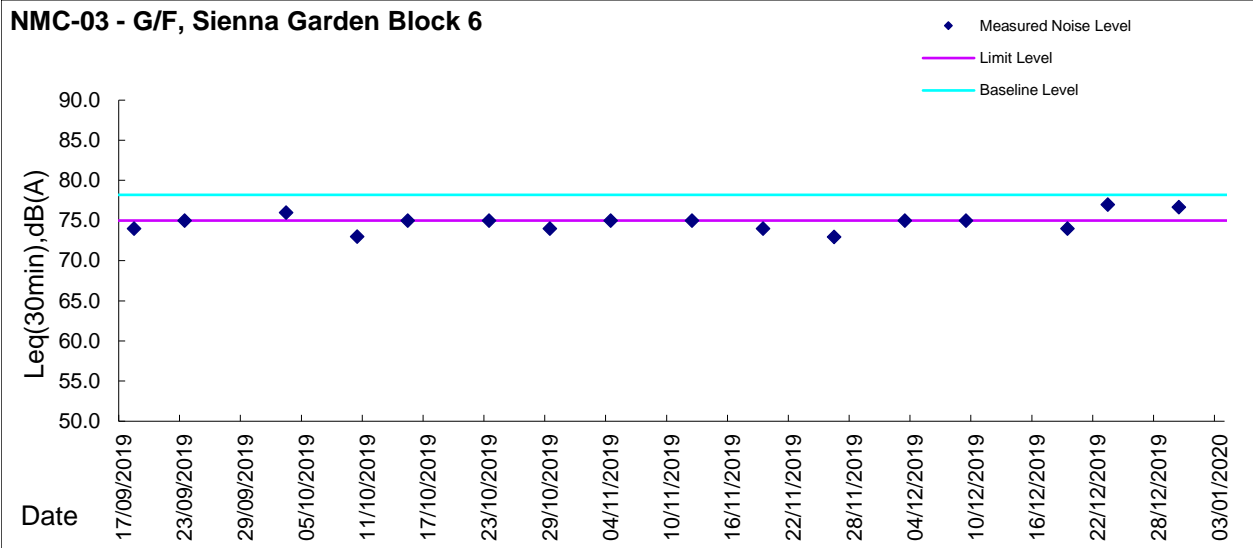
Graphic Presentation of Noise Monitoring Result
Day Time (0700 - 1900hrs on normal weekdays)





Graphic Presentation of Noise Monitoring Result

Day Time (0700 - 1900hrs on normal weekdays)





Graphic Presentation of Noise Monitoring Result
Day Time (0700 - 1900hrs on normal weekdays)

