



Report on 1-hour TSP monitoring at NCWBR_AMS-1 - Shun Lee Fire Station

Action Level ($\mu\text{g}/\text{m}^3$) - 284.4
Limit Level ($\mu\text{g}/\text{m}^3$) - 500.0

Date	Weather Condition	Time	Mass Concentration ($\mu\text{g}/\text{m}^3$)
02-Dec-19	Fine	8:13	24.8
02-Dec-19	Fine	9:14	31.4
02-Dec-19	Fine	10:15	48.7
07-Dec-19	Fine	8:00	55.7
07-Dec-19	Fine	9:01	47.7
07-Dec-19	Fine	10:02	49.1
13-Dec-19	Fine	08:12	32.9
13-Dec-19	Fine	09:13	73.4
13-Dec-19	Fine	10:14	33.4
19-Dec-19	Fine	08:34	53.6
19-Dec-19	Fine	09:35	57.9
19-Dec-19	Fine	10:36	82.7
24-Dec-19	Fine	09:02	96.9
24-Dec-19	Fine	10:03	93.1
24-Dec-19	Fine	13:00	64.9
30-Dec-19	Fine	08:00	10.4
30-Dec-19	Fine	09:01	15.3
30-Dec-19	Fine	10:02	15.0



Report on 1-hour TSP monitoring at NCWBR_AMS-2 - Shun Lee Estate Lee Hang House

Action Level ($\mu\text{g}/\text{m}^3$) - 282.4
Limit Level ($\mu\text{g}/\text{m}^3$) - 500.0

Date	Weather Condition	Time	Mass Concentration ($\mu\text{g}/\text{m}^3$)
02-Dec-19	Fine	8:00	23.3
02-Dec-19	Fine	9:01	24.3
02-Dec-19	Fine	10:02	27.0
07-Dec-19	Fine	8:00	63.6
07-Dec-19	Fine	9:01	55.6
07-Dec-19	Fine	10:02	43.9
13-Dec-19	Fine	08:02	27.1
13-Dec-19	Fine	09:03	33.1
13-Dec-19	Fine	10:04	25.7
19-Dec-19	Fine	08:57	158.7
19-Dec-19	Fine	09:58	184.9
19-Dec-19	Fine	10:59	230.9
24-Dec-19	Fine	08:45	80.3
24-Dec-19	Fine	09:46	68.3
24-Dec-19	Fine	10:47	61.3
30-Dec-19	Fine	08:00	50.6
30-Dec-19	Fine	09:01	56.8
30-Dec-19	Fine	10:02	53.3



Report on 1-hour TSP monitoring at NCWBR_AMS-3 - Shun Lee Disciplined Services
Quarters (Block 6)
Action Level ($\mu\text{g}/\text{m}^3$) - 287.9
Limit Level ($\mu\text{g}/\text{m}^3$) - 500.0

Date	Weather Condition	Time	Mass Concentration ($\mu\text{g}/\text{m}^3$)
02-Dec-19	Fine	8:05	19.5
02-Dec-19	Fine	9:06	20.0
02-Dec-19	Fine	10:07	23.7
07-Dec-19	Fine	8:00	32.2
07-Dec-19	Fine	9:01	32.5
07-Dec-19	Fine	10:02	26.5
13-Dec-19	Fine	08:13	25.8
13-Dec-19	Fine	09:14	34.5
13-Dec-19	Fine	10:15	21.2
19-Dec-19	Fine	09:00	50.4
19-Dec-19	Fine	10:01	65.5
19-Dec-19	Fine	13:00	55.2
24-Dec-19	Fine	08:59	53.2
24-Dec-19	Fine	10:01	43.4
24-Dec-19	Fine	13:00	39.8
30-Dec-19	Fine	08:34	40.5
30-Dec-19	Fine	09:35	51.8
30-Dec-19	Fine	10:36	43.5



Report on 1-hour TSP monitoring at NCWBR_AMS-4 - Sienna Garden

Action Level ($\mu\text{g}/\text{m}^3$) - 281.6
Limit Level ($\mu\text{g}/\text{m}^3$) - 500.0

Date	Weather Condition	Time	Mass Concentration ($\mu\text{g}/\text{m}^3$)
02-Dec-19	Fine	8:18	16.4
02-Dec-19	Fine	9:19	16.1
02-Dec-19	Fine	10:20	15.7
07-Dec-19	Fine	8:00	56.3
07-Dec-19	Fine	9:01	51.6
07-Dec-19	Fine	10:02	47.9
13-Dec-19	Fine	08:19	16.4
13-Dec-19	Fine	09:20	34.2
13-Dec-19	Fine	10:21	16.7
19-Dec-19	Fine	10:09	174.2
19-Dec-19	Fine	13:00	138.5
19-Dec-19	Fine	14:01	140.4
24-Dec-19	Fine	09:10	90.6
24-Dec-19	Fine	10:11	77.2
24-Dec-19	Fine	13:00	61.5
30-Dec-19	Fine	08:56	29.2
30-Dec-19	Fine	09:57	29.7
30-Dec-19	Fine	10:58	28.3



Report on 1-hour TSP monitoring at NCWBR_AMS-5 - Shun Chi Court Shun Fung

House

Action Level ($\mu\text{g}/\text{m}^3$) - 270.0

Limit Level ($\mu\text{g}/\text{m}^3$) - 500.0

Date	Weather Condition	Time	Mass Concentration ($\mu\text{g}/\text{m}^3$)
02-Dec-19	Fine	8:50	40.7
02-Dec-19	Fine	9:51	20.7
02-Dec-19	Fine	10:52	21.4
07-Dec-19	Fine	8:00	33.4
07-Dec-19	Fine	9:01	33.9
07-Dec-19	Fine	10:02	29.8
13-Dec-19	Fine	08:07	14.4
13-Dec-19	Fine	09:08	22.7
13-Dec-19	Fine	10:09	15.5
19-Dec-19	Fine	11:00	148.7
19-Dec-19	Fine	13:53	178.6
19-Dec-19	Fine	14:54	159.9
24-Dec-19	Fine	08:48	142.2
24-Dec-19	Fine	09:49	38.2
24-Dec-19	Fine	10:50	22.4
30-Dec-19	Fine	08:15	74.3
30-Dec-19	Fine	09:16	67.3
30-Dec-19	Fine	10:17	61.4



Report on 1-hour TSP monitoring at LTR_AMS-1 - St Edward's Catholic Primary School

Action Level ($\mu\text{g}/\text{m}^3$) - 272.1
Limit Level ($\mu\text{g}/\text{m}^3$) - 500.0

Date	Weather Condition	Time	Mass Concentration ($\mu\text{g}/\text{m}^3$)
02-Dec-19	Fine	8:50	17.3
02-Dec-19	Fine	9:51	18.2
02-Dec-19	Fine	10:52	19.7
07-Dec-19	Fine	8:20	80.4
07-Dec-19	Fine	9:21	64.6
07-Dec-19	Fine	10:22	78.2
13-Dec-19	Fine	08:34	14.7
13-Dec-19	Fine	09:35	95.3
13-Dec-19	Fine	10:36	28.6
19-Dec-19	Fine	13:00	128.4
19-Dec-19	Fine	14:01	134.4
19-Dec-19	Fine	15:02	153.3
24-Dec-19	Fine	10:11	69.0
24-Dec-19	Fine	13:00	64.8
24-Dec-19	Fine	14:01	62.6
30-Dec-19	Fine	08:50	32.7
30-Dec-19	Fine	09:51	29.8
30-Dec-19	Fine	10:52	23.7



Report on 1-hour TSP monitoring at LTR_AMS-2 - Environmental Protection
Department's Restored Landfill Site Office
Action Level ($\mu\text{g}/\text{m}^3$) - 281.1
Limit Level ($\mu\text{g}/\text{m}^3$) - 500.0

Date	Weather Condition	Time	Mass Concentration ($\mu\text{g}/\text{m}^3$)
02-Dec-19	Fine	9:03	116.4
02-Dec-19	Fine	10:04	132.2
02-Dec-19	Fine	13:00	110.8
07-Dec-19	Fine	8:30	94.8
07-Dec-19	Fine	9:31	76.6
07-Dec-19	Fine	10:32	102.2
13-Dec-19	Fine	08:43	16.7
13-Dec-19	Fine	09:44	11.2
13-Dec-19	Fine	10:45	9.9
19-Dec-19	Fine	11:00	160.5
19-Dec-19	Fine	13:00	117.3
19-Dec-19	Fine	14:01	120.1
24-Dec-19	Fine	10:13	26.0
24-Dec-19	Fine	13:00	21.7
24-Dec-19	Fine	14:01	27.1
30-Dec-19	Fine	08:35	30.0
30-Dec-19	Fine	09:36	25.1
30-Dec-19	Fine	10:37	25.4



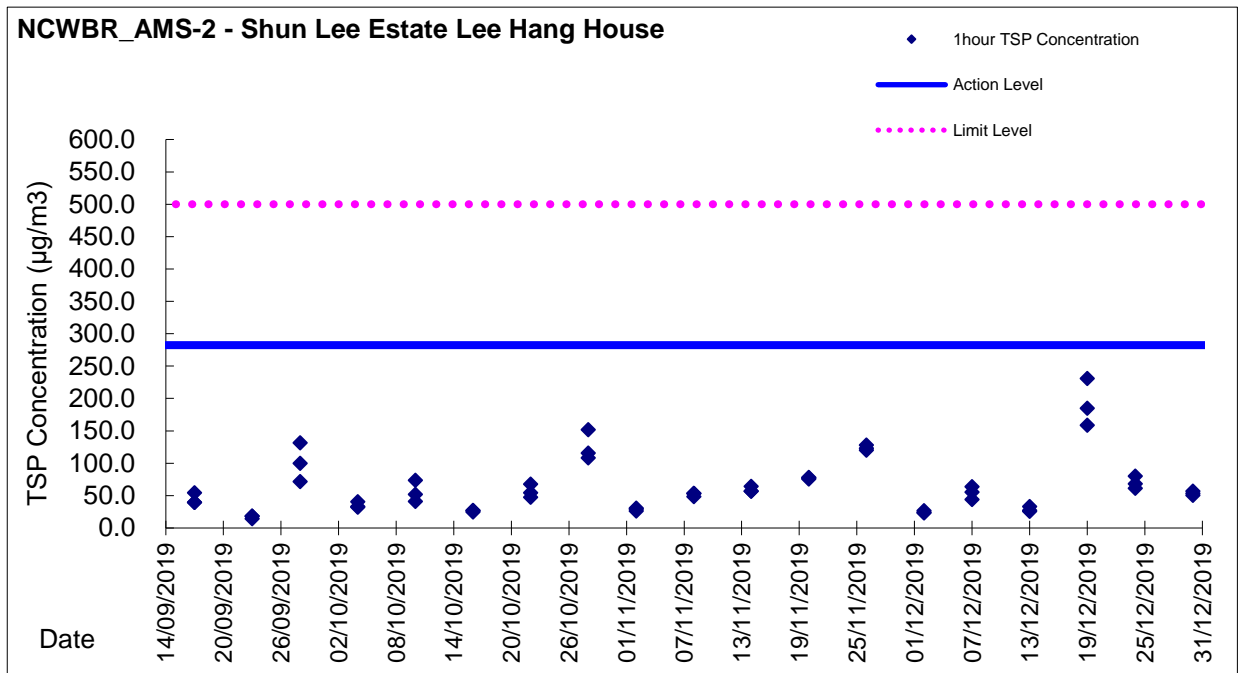
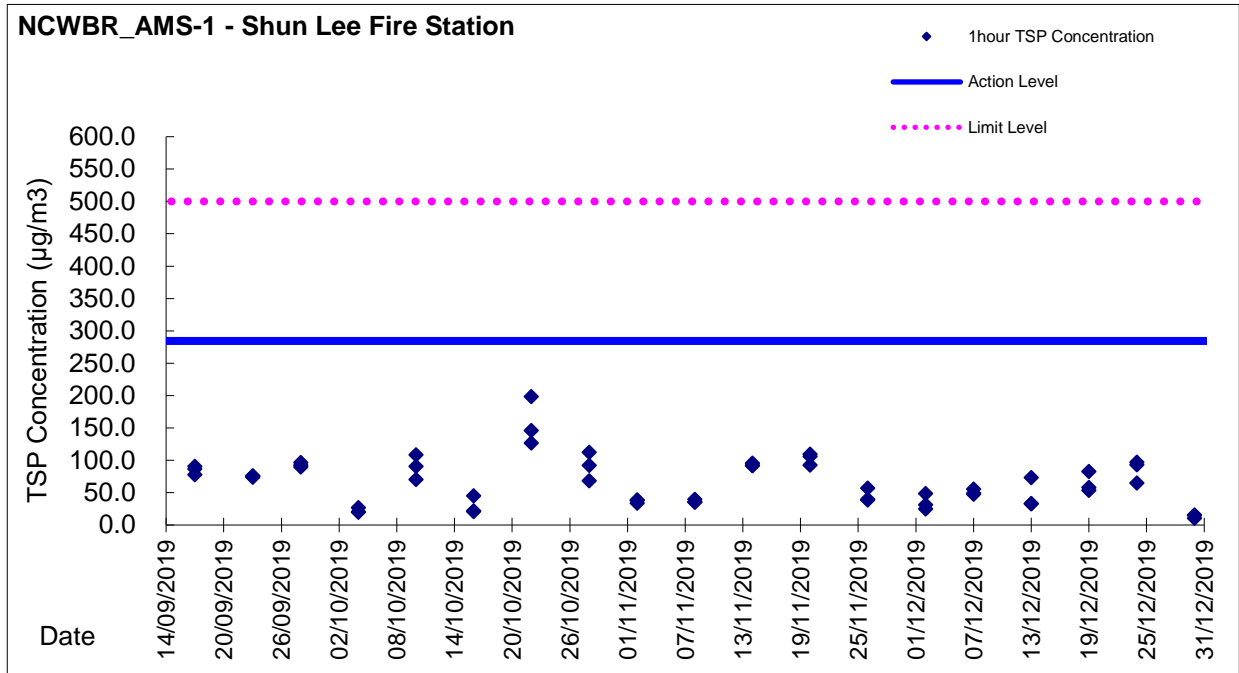
Report on 1-hour TSP monitoring at LTR_AMS-3 - Po Tat Estate Tat Kai House

Action Level ($\mu\text{g}/\text{m}^3$) - 285.1
Limit Level ($\mu\text{g}/\text{m}^3$) - 500.0

Date	Weather Condition	Time	Mass Concentration ($\mu\text{g}/\text{m}^3$)
02-Dec-19	Fine	9:20	74.5
02-Dec-19	Fine	10:21	89.5
02-Dec-19	Fine	13:00	81.6
07-Dec-19	Fine	8:20	38.1
07-Dec-19	Fine	9:21	32.0
07-Dec-19	Fine	10:22	35.6
13-Dec-19	Fine	08:56	67.9
13-Dec-19	Fine	09:57	67.4
13-Dec-19	Fine	10:58	56.9
19-Dec-19	Fine	13:00	117.7
19-Dec-19	Fine	14:01	127.2
19-Dec-19	Fine	15:02	145.6
24-Dec-19	Fine	10:37	87.5
24-Dec-19	Fine	13:00	77.0
24-Dec-19	Fine	14:01	82.6
30-Dec-19	Fine	08:37	32.5
30-Dec-19	Fine	09:38	44.5
30-Dec-19	Fine	10:39	76.4

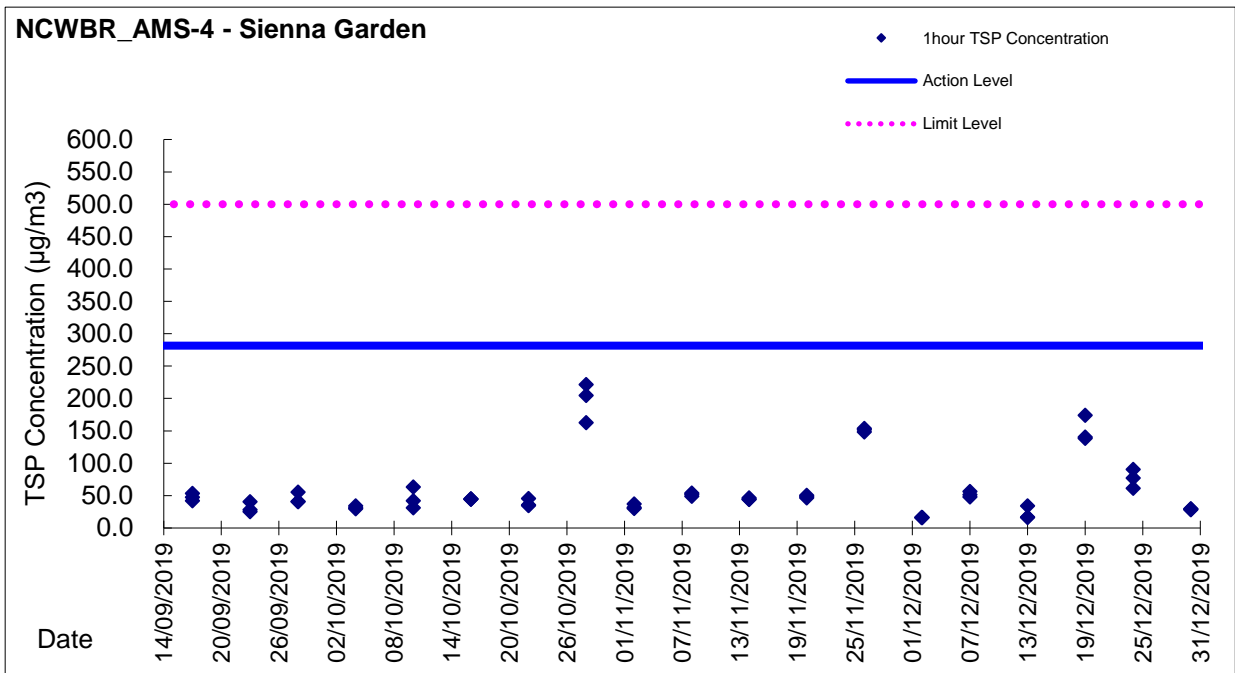
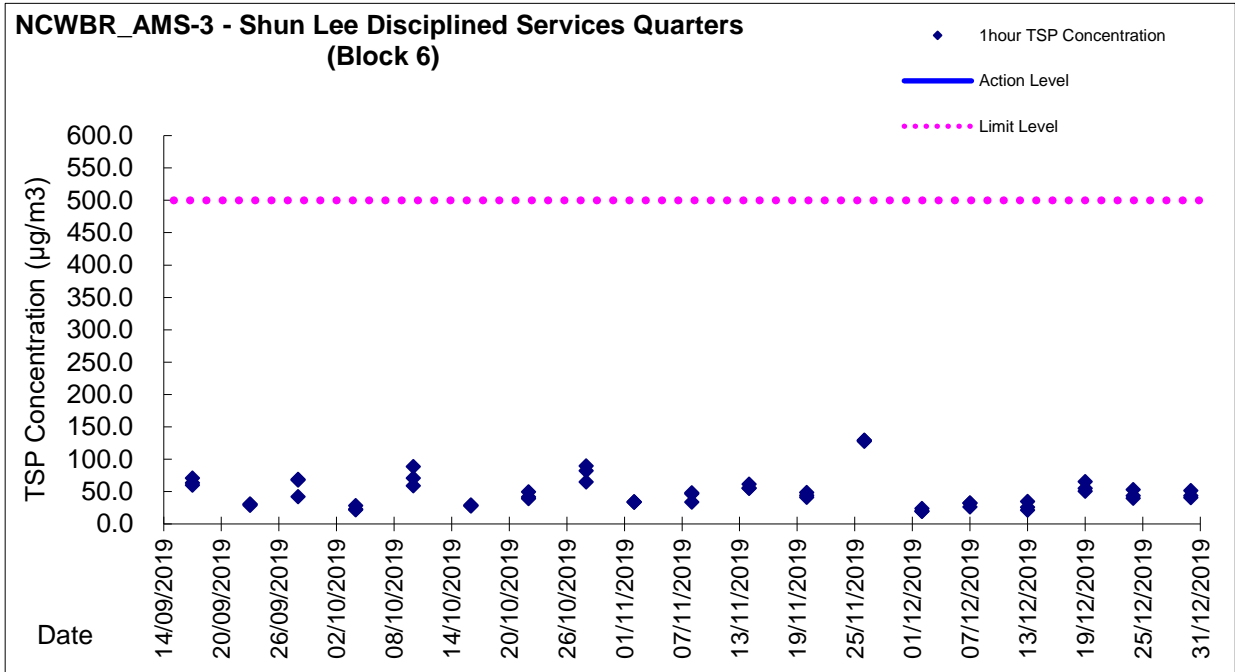


Graphic Presentation of TSP Result



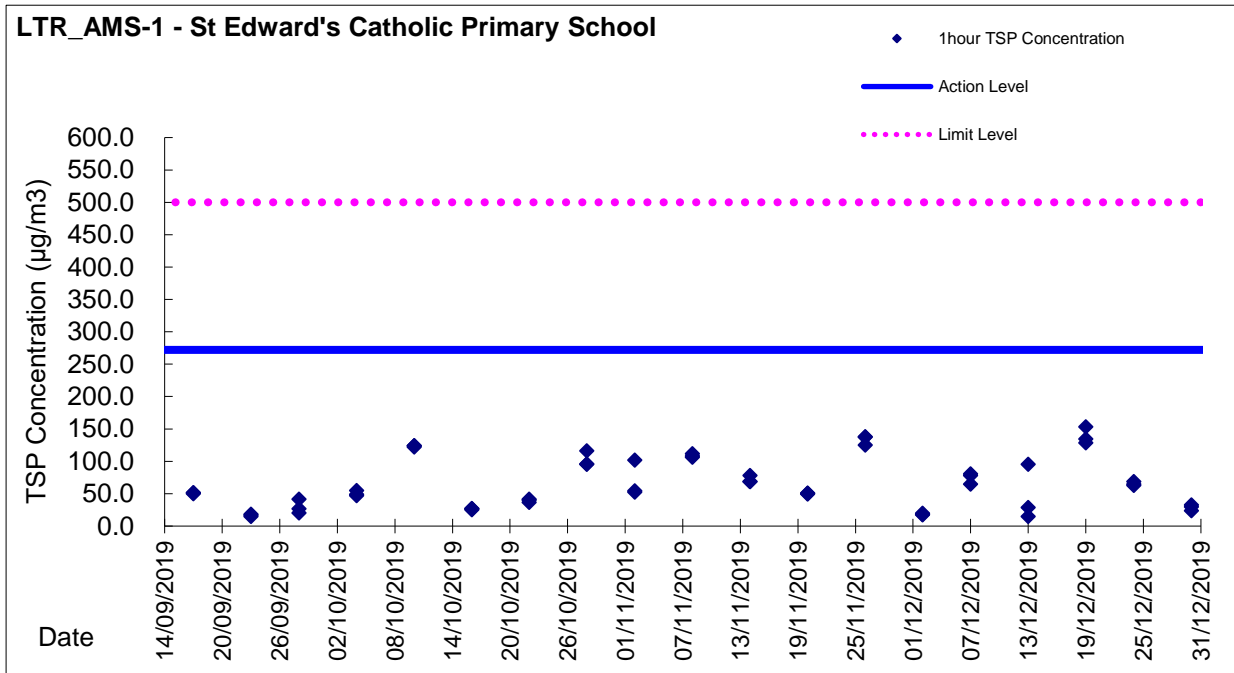
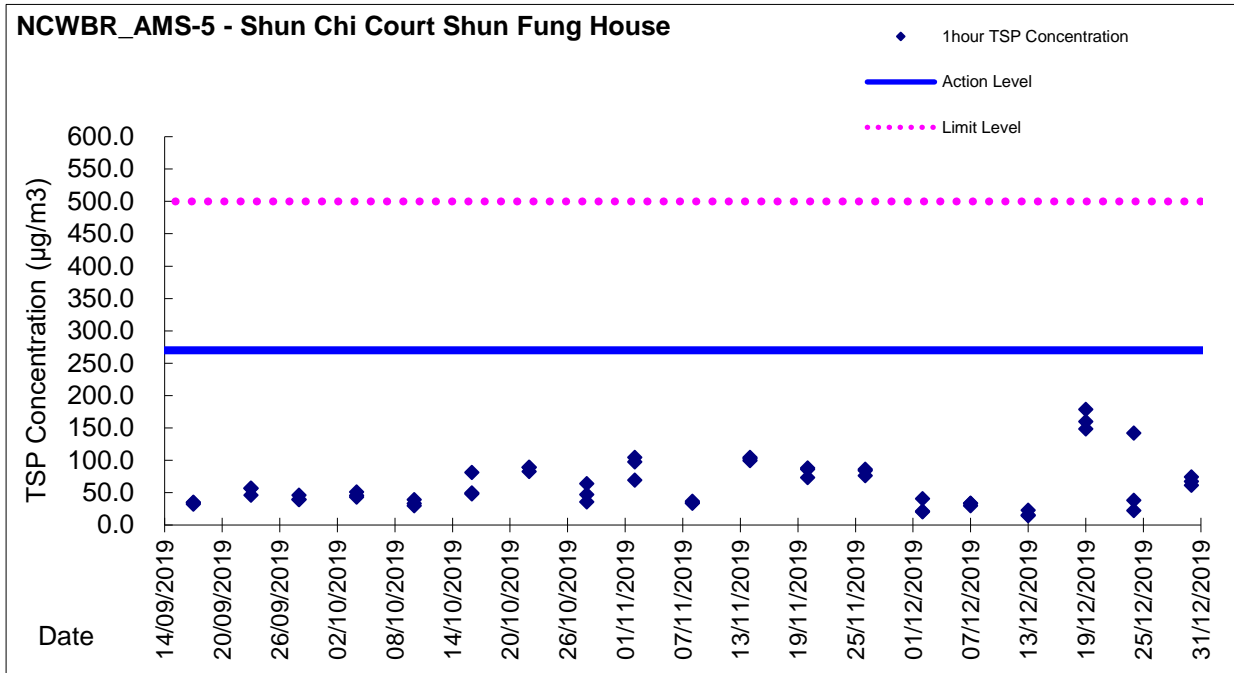


Graphic Presentation of TSP Result





Graphic Presentation of TSP Result





Graphic Presentation of TSP Result

