



Report on 1-hour TSP monitoring at NCWBR_AMS-1 - Shun Lee Fire Station

Action Level ($\mu\text{g}/\text{m}^3$) - 284.4
Limit Level ($\mu\text{g}/\text{m}^3$) - 500.0

Date	Weather Condition	Time	Mass Concentration ($\mu\text{g}/\text{m}^3$)
04-Dec-20	Fine	9:00	33.0
04-Dec-20	Fine	10:00	24.0
04-Dec-20	Fine	11:00	12.8
10-Dec-20	Fine	8:00	35.0
10-Dec-20	Fine	10:00	30.0
10-Dec-20	Fine	11:00	13.1
16-Dec-20	Fine	8:12	26.8
16-Dec-20	Fine	9:13	23.1
16-Dec-20	Fine	10:14	23.1
22-Dec-20	Fine	09:37	33.8
22-Dec-20	Fine	10:38	28.6
22-Dec-20	Fine	13:00	21.1
28-Dec-20	Fine	11:00	26.0
28-Dec-20	Fine	13:00	22.0
28-Dec-20	Fine	14:00	27.0



Report on 1-hour TSP monitoring at NCWBR_AMS-2 - Shun Lee Estate Lee Hang House

Action Level ($\mu\text{g}/\text{m}^3$) - 282.4
Limit Level ($\mu\text{g}/\text{m}^3$) - 500.0

Date	Weather Condition	Time	Mass Concentration ($\mu\text{g}/\text{m}^3$)
04-Dec-20	Fine	9:10	56.9
04-Dec-20	Fine	10:11	54.1
04-Dec-20	Fine	13:00	60.6
10-Dec-20	Fine	8:32	68.7
10-Dec-20	Fine	9:33	55.5
10-Dec-20	Fine	10:34	53.5
16-Dec-20	Fine	8:04	45.2
16-Dec-20	Fine	9:05	35.8
16-Dec-20	Fine	10:06	37.9
22-Dec-20	Fine	09:47	33.7
22-Dec-20	Fine	10:48	29.1
22-Dec-20	Fine	13:00	24.5
28-Dec-20	Fine	11:00	58.0
28-Dec-20	Fine	13:00	50.0
28-Dec-20	Fine	14:00	53.0



Report on 1-hour TSP monitoring at NCWBR_AMS-3 - Shun Lee Disciplined Services
Quarters (Block 6)
Action Level ($\mu\text{g}/\text{m}^3$) - 287.9
Limit Level ($\mu\text{g}/\text{m}^3$) - 500.0

Date	Weather Condition	Time	Mass Concentration ($\mu\text{g}/\text{m}^3$)
04-Dec-20	Fine	9:09	36.3
04-Dec-20	Fine	13:00	40.4
04-Dec-20	Fine	11:11	36.8
10-Dec-20	Fine	8:04	36.9
10-Dec-20	Fine	9:05	15.5
10-Dec-20	Fine	10:06	14.1
16-Dec-20	Fine	8:00	20.0
16-Dec-20	Fine	9:00	17.0
16-Dec-20	Fine	10:00	19.0
22-Dec-20	Fine	09:09	41.2
22-Dec-20	Fine	10:10	41.5
22-Dec-20	Fine	13:00	43.6
28-Dec-20	Fine	11:00	20.0
28-Dec-20	Fine	13:00	25.0
28-Dec-20	Fine	14:00	42.0



Report on 1-hour TSP monitoring at NCWBR_AMS-4 - Sienna Garden

Action Level ($\mu\text{g}/\text{m}^3$) - 281.6
Limit Level ($\mu\text{g}/\text{m}^3$) - 500.0

Date	Weather Condition	Time	Mass Concentration ($\mu\text{g}/\text{m}^3$)
04-Dec-20	Fine	13:22	73.4
04-Dec-20	Fine	14:23	70.9
04-Dec-20	Fine	15:24	72.9
10-Dec-20	Fine	8:20	28.7
10-Dec-20	Fine	9:21	27.0
10-Dec-20	Fine	10:22	28.9
16-Dec-20	Fine	8:35	25.3
16-Dec-20	Fine	9:36	25.0
16-Dec-20	Fine	10:37	24.9
22-Dec-20	Fine	09:00	47.0
22-Dec-20	Fine	10:00	55.0
22-Dec-20	Fine	11:00	34.0
28-Dec-20	Fine	14:43	28.8
28-Dec-20	Fine	15:44	25.7
28-Dec-20	Fine	16:45	29.5



Report on 1-hour TSP monitoring at NCWBR_AMS-5 - Shun Chi Court Shun Fung

House

Action Level ($\mu\text{g}/\text{m}^3$) - 270.0

Limit Level ($\mu\text{g}/\text{m}^3$) - 500.0

Date	Weather Condition	Time	Mass Concentration ($\mu\text{g}/\text{m}^3$)
04-Dec-20	Fine	8:06	16.4
04-Dec-20	Fine	9:07	15.3
04-Dec-20	Fine	10:08	18.1
10-Dec-20	Fine	8:13	28.2
10-Dec-20	Fine	9:14	24.1
10-Dec-20	Fine	10:15	29.1
16-Dec-20	Fine	8:08	37.7
16-Dec-20	Fine	9:09	31.3
16-Dec-20	Fine	10:10	35.1
22-Dec-20	Fine	09:51	29.3
22-Dec-20	Fine	10:52	27.0
22-Dec-20	Fine	13:00	20.9
28-Dec-20	Fine	09:10	55.2
28-Dec-20	Fine	10:11	35.9
28-Dec-20	Fine	13:00	31.9



Report on 1-hour TSP monitoring at LTR_AMS-1 - St Edward's Catholic Primary School

Action Level ($\mu\text{g}/\text{m}^3$) - 272.1
Limit Level ($\mu\text{g}/\text{m}^3$) - 500.0

Date	Weather Condition	Time	Mass Concentration ($\mu\text{g}/\text{m}^3$)
04-Dec-20	Fine	9:33	23.7
04-Dec-20	Fine	10:34	32.1
04-Dec-20	Fine	13:00	36.8
10-Dec-20	Fine	8:50	47.2
10-Dec-20	Fine	9:51	51.6
10-Dec-20	Fine	10:52	53.1
16-Dec-20	Fine	8:55	24.4
16-Dec-20	Fine	9:56	19.2
16-Dec-20	Fine	10:57	27.4
22-Dec-20	Fine	14:09	29.9
22-Dec-20	Fine	15:10	29.1
22-Dec-20	Fine	16:11	32.8
28-Dec-20	Fine	10:00	148.7
28-Dec-20	Fine	11:00	129.0
28-Dec-20	Fine	13:00	145.0



Report on 1-hour TSP monitoring at LTR_AMS-2 - Environmental Protection
Department's Restored Landfill Site Office
Action Level ($\mu\text{g}/\text{m}^3$) - 281.1
Limit Level ($\mu\text{g}/\text{m}^3$) - 500.0

Date	Weather Condition	Time	Mass Concentration ($\mu\text{g}/\text{m}^3$)
04-Dec-20	Fine	8:44	37.3
04-Dec-20	Fine	9:45	27.3
04-Dec-20	Fine	10:46	27.4
10-Dec-20	Fine	8:41	30.1
10-Dec-20	Fine	9:42	21.4
10-Dec-20	Fine	10:43	28.4
16-Dec-20	Fine	8:46	36.7
16-Dec-20	Fine	9:47	25.0
16-Dec-20	Fine	10:48	50.2
22-Dec-20	Fine	14:02	11.2
22-Dec-20	Fine	15:02	12.7
22-Dec-20	Fine	16:02	13.6
28-Dec-20	Fine	10:13	79.7
28-Dec-20	Fine	13:00	77.4
28-Dec-20	Fine	14:01	119.9



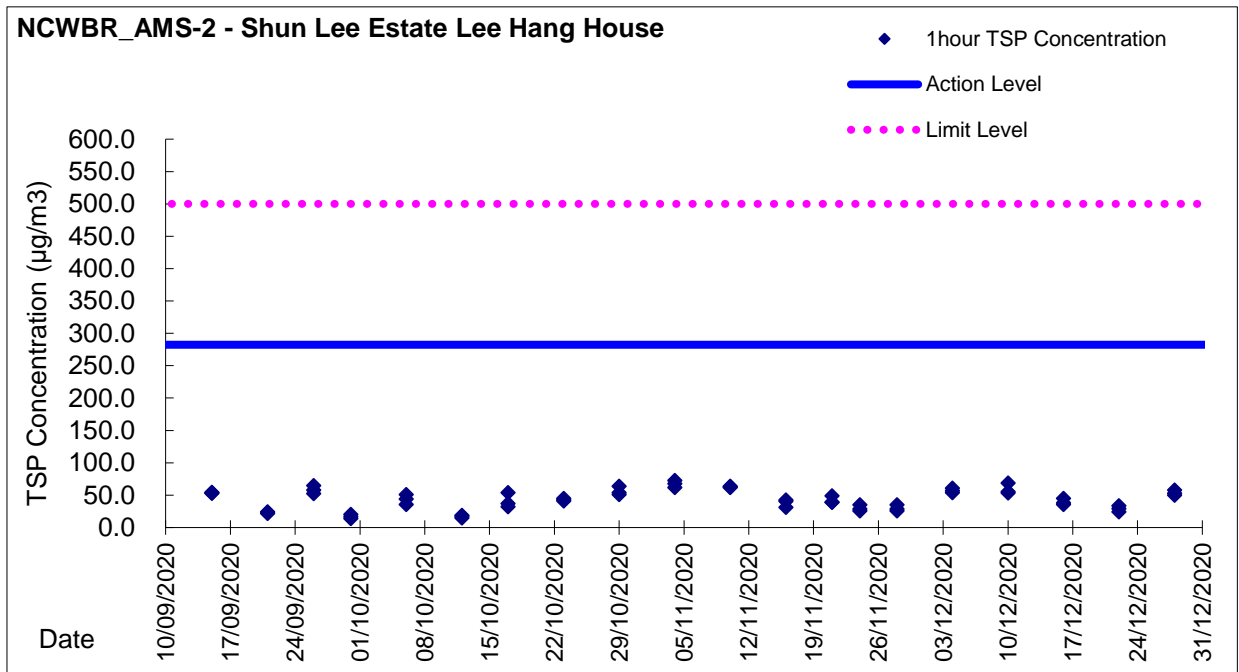
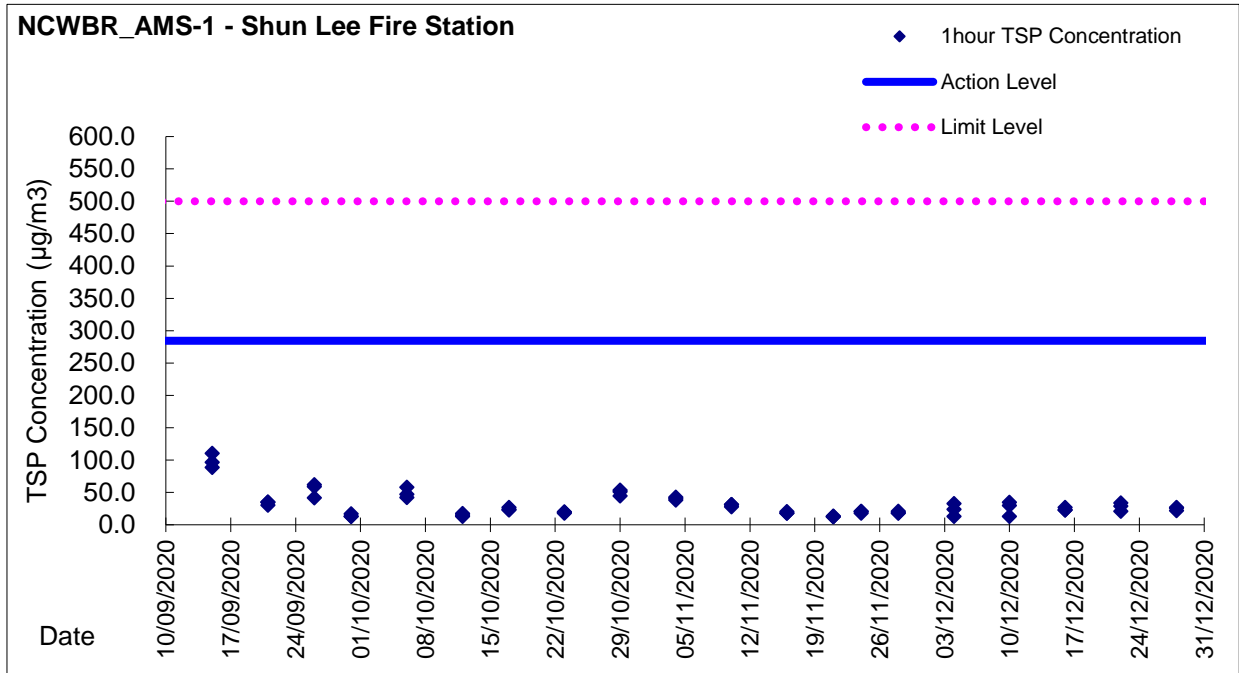
Report on 1-hour TSP monitoring at LTR_AMS-3 - Po Tat Estate Tat Kai House

Action Level ($\mu\text{g}/\text{m}^3$) - 285.1
Limit Level ($\mu\text{g}/\text{m}^3$) - 500.0

Date	Weather Condition	Time	Mass Concentration ($\mu\text{g}/\text{m}^3$)
04-Dec-20	Fine	9:47	26.0
04-Dec-20	Fine	10:48	28.5
04-Dec-20	Fine	13:00	35.2
10-Dec-20	Fine	8:35	19.2
10-Dec-20	Fine	9:36	19.9
10-Dec-20	Fine	10:37	21.0
16-Dec-20	Fine	8:53	24.6
16-Dec-20	Fine	9:54	19.2
16-Dec-20	Fine	10:55	27.6
22-Dec-20	Fine	9:54	124.3
22-Dec-20	Fine	10:55	103.8
22-Dec-20	Fine	13:00	83.1
28-Dec-20	Fine	09:28	28.3
28-Dec-20	Fine	10:29	28.9
28-Dec-20	Fine	13:00	33.3

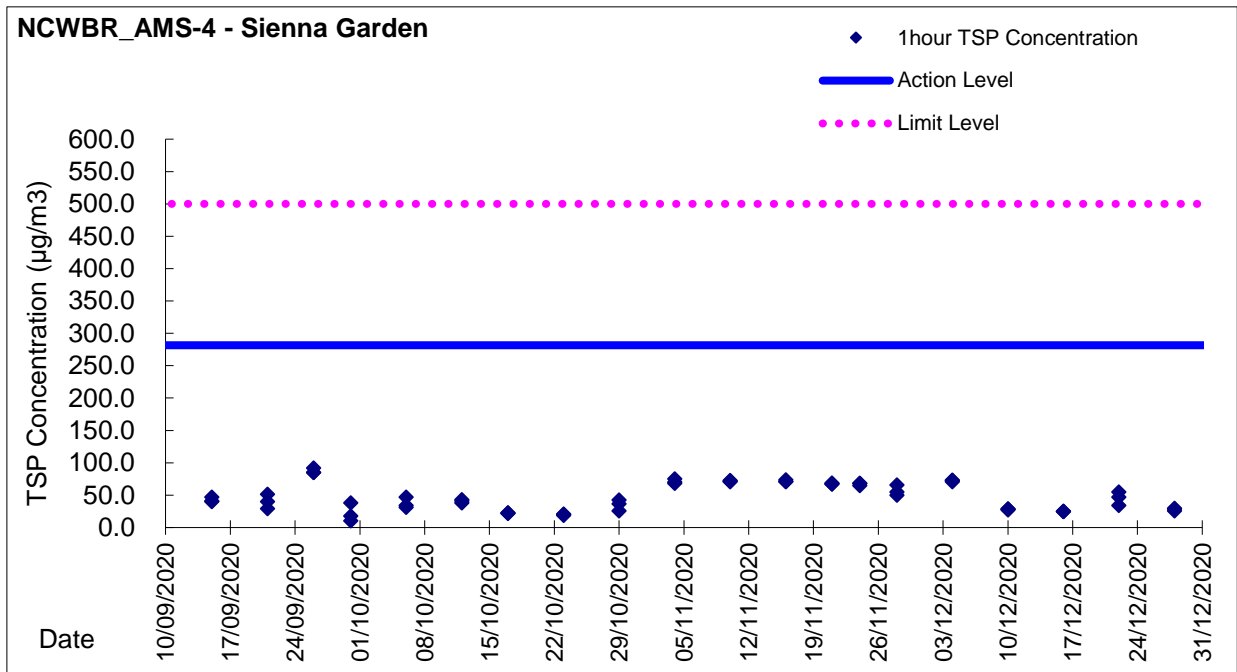
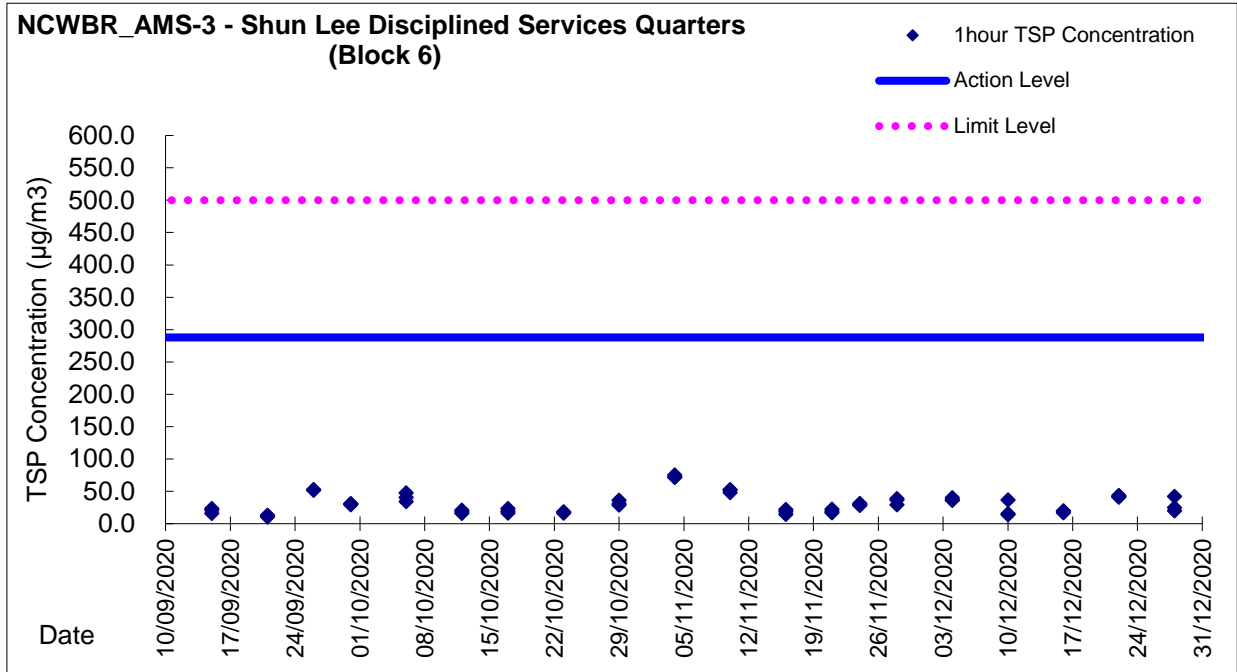


Graphic Presentation of TSP Result



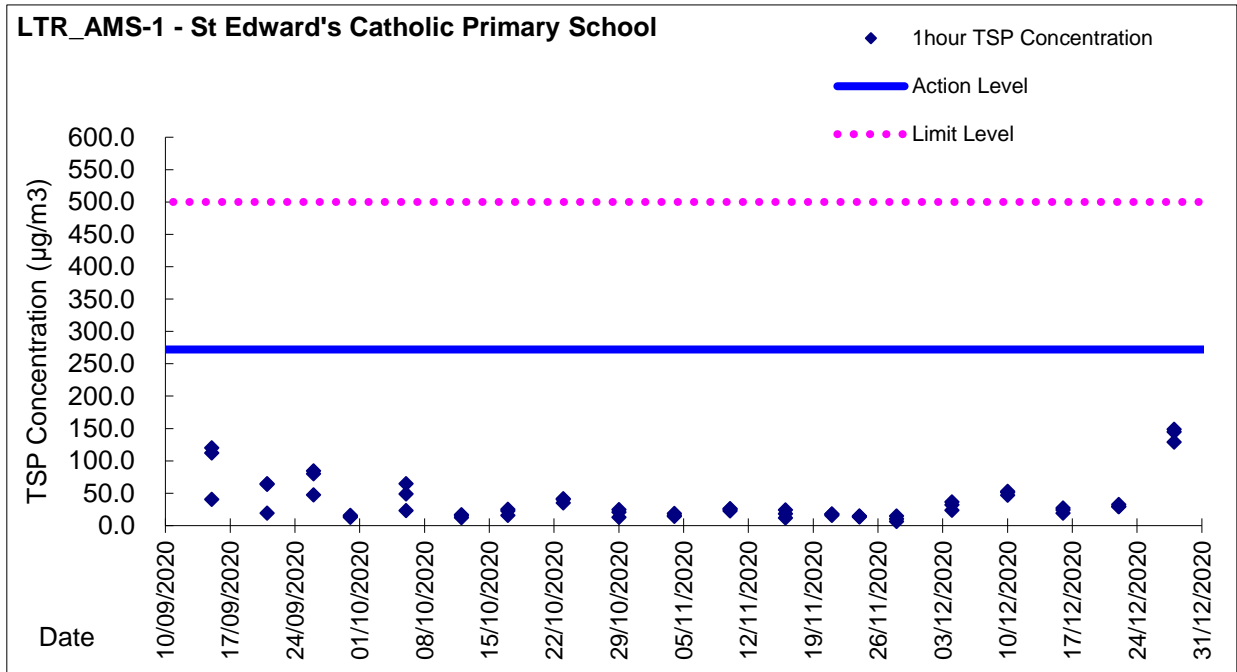
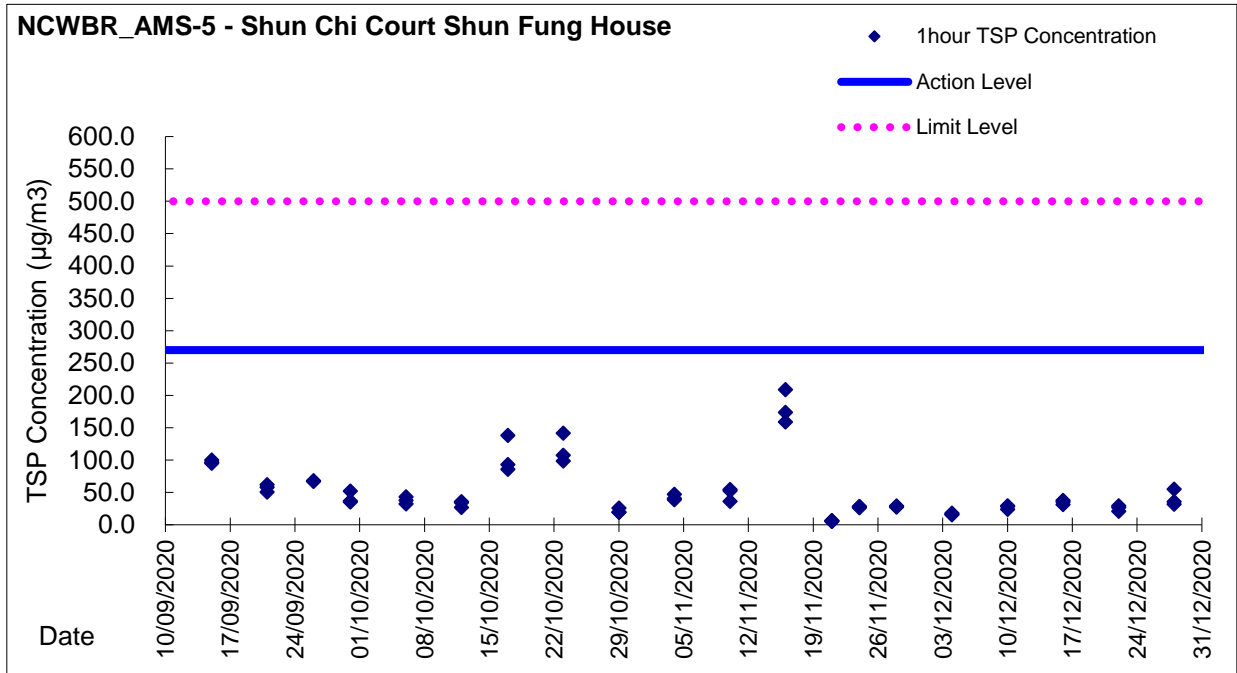


Graphic Presentation of TSP Result





Graphic Presentation of TSP Result





Graphic Presentation of TSP Result

